

Date: 06/12/19

Time: 10:25:36

Shaler Area School District
SUPPLEMENT C.1A 6-19-19 B 2018-2019

Page: 1

BAR046m

Release Dates 08/31/07 -
09/10/19

Vendor # 01BB - rai21

Invoice # #1ELECT - WPICC-
005631

Vendor#	Vendor Name	Description	Amount
18-19	Year		
	Fund 10		
000 TO BE DISTRIBUTED			
	BER03 JAMES BERNICK	SPECIAL OLYMPICS UNIFIED BOCCCE TEAM COACH	\$500.00
	LUD44 SHERRI LUDWIG	DUQUESNE LIGHT DEPOSIT SCOTT PRIMARY	\$252.50
Total for 000 TO BE DISTRIBUTED			\$752.50
031 0470=cler Dues/0475=retirement			
	HHS53 HHS DR	SAES ROOF REPLACEMENT #3	\$11,202.00
		SAHS COOLING TOWER #3	\$682.00
	LUG01 LUGAILA MECHANICAL INC	SAES ROOF HVAC LUGAILA #1	\$8,928.00
Total for 031 0470=cler Dues/0475=retirement			\$20,812.00
281 RETIREE REIMBURSEMENT			
	JH39 JUDY HORNE	JULY - SEPTEMBER 2019 - RETIREE INCENTIVE	\$1,585.05
	MK35 MARK KETCHEL	JULY - SEPTEMBER 2019 - RETIREE INCENTIVE	\$711.72
	01DL DONALD LEE	JULY - SEPTEMBER 2019 - RETIREE INCENTIVE	\$736.68
	35DS DANA LIPTAK	JULY - SEPTEMBER 2019 - RETIREE INCENTIVE	\$2,700.00
Total for 281 RETIREE REIMBURSEMENT			\$5,733.45
322 Prof Education Serv-iu			
	AIU00 ALLEGHENY INTERMEDIATE UNIT	FIFTH BILLING FOR SPECIAL ED SERVICES FOR 18-19 SCHOOL YEAR	\$8,157.73
		FIFTH BILLING FOR SPECIAL ED SERVICES 18-19 SCHOOL YEAR	\$8,157.74
		FIFTH BILLING FOR SPECIAL ED SERVICES 18-19 SCHOOL YEAR	\$9,753.37
		FIFTH BILLING FOR SPECIAL ED SERVICES 18-19 SCHOOL YEAR	\$3,435.68
		FIFTH BILLING FOR SPECIAL ED SERVICES 18-19 SCHOOL YEAR	\$4,596.05
		FIFTH BILLING FOR SPECIAL ED SERVICES 18-19 SCHOOL YEAR	\$468.75
		FIFTH BILLING FOR SPECIAL ED SERVICES 18-19 SCHOOL YEAR	\$5,293.23
		AUTISTIC - PROF EDUCATION SERV-IU - SECONDARY	\$-1,957.86
		PHYSICAL THERAPY - REGULAR ED	\$16.19
		PHYSICAL THERAPY - SPECIAL ED	\$2,859.06
		OCCUPATIONAL THERAPY - REGULAR ED	\$2,317.00
		OCCUPATIONAL THERAPY - SPECIAL ED	\$20,233.88
		SEPT-JUNE DART EI SERVICES	\$7,044.00
	DMG52 DYNAMIC MEASUREMENT GROUP	PURCH PROF/EDUC SVC	\$374.00
		PURCH PROF/EDUC SVC	\$332.00
		PURCH PROF/EDUC SVC	\$168.00
		PURCH PROF/EDUC SVC	\$382.00
		PURCH PROF/EDUC SVC	\$933.00
	GLA21 GLADE RUN LUTHERAN SERVICES	T.T. APRIL DAY STUDENT SPEECH THERAPY	\$255.00
		D.S. APRIL DAY STUDENT SPEECH THERAPY	\$85.00
		T.T. APRIL2019 OCCUP/PHYS THERAPY DAY STUDENT	\$105.30

Date: 06/12/19

Time: 10:25:36

Release Dates 08/31/07 - 09/10/19

Shaler Area School District
SUPPLEMENT C.1A 6-19-19 B 2018-2019

Vendor # 01BB - rai21

Page: 2

BAR046m

Invoice # #1ELECT - WPICC-005631

Vendor#	Vendor Name	Description	Amount
18-19	Year		
	Fund 10		
	322 Prof Education Serv-iu		
	GRA66 GRADE POINT RESOURCES LLC	BEHAVIOR SPECIALIST C.S. - ESY	\$3,199.76
		CURRICULUM AND VISUAL SUPPORTS - ESY	\$5,000.00
		REINFORCERS K-3 / 16 DAYS - ESY	\$650.00
	WES36 WESTERN PA SCHOOL FOR BLIND CHILDREN	S.K. INTERVENER SERVICES FOR APRIL 2019	\$1,565.00
		Total for 322 Prof Education Serv-iu	\$83,423.88
	323 Professional Educational Services - Other Educationa		
	GRA66 GRADE POINT RESOURCES LLC	CREDIT FOR C.L. MATERNITY LEAVE	\$-1,779.20
	HAR05 HARMONY HOME HEALTHCARE	A.S. 5/13/19 - 5/16/19 SCHOOL LPN	\$1,186.28
		A.S. 5/6/19 - 5/9/19 SCHOOL LPN	\$1,315.53
		A.S. SCHOOL LPN - 5/21/19 & 5/22/19	\$693.25
	MAX53 MAXIM HEALTHCARE SERVICES, INC.	E.S. 4/22/19 - 4/26/19	\$303.34
		E.S. AND SWIMMING SUB 4/15/19 - 4/20/19	\$723.16
		E.S. 4/29/19 - 5/4/19 & SWIMMING 4/12, 4/22 & 4/27/19	\$649.84
		J.B., S.P. & E.N. 4/22/19 - 4/26/19	\$701.16
		J.B. & S.P. 4/29/19 - 5/4/19	\$606.66
		J.B., S.P. & E.N. 4/15/19 - 4/20/19	\$782.84
	CHI31 THE CHILDREN'S INSTITUTE	T.K. TEACHER AIDE SERVICES 3/1/19 - 3/31/19	\$3,390.24
		T.K. TEACHER AIDE SERVICES 4/1/19 - 4/30/19	\$2,744.48
		T.K. TEACHER AIDE SERVICES 11/1/19 - 11/30/19	\$2,744.48
		T.K. TEACHER AIDE SERVICES 1/1/19 - 1/31/19	\$2,905.92
		T.K. TEACHER AIDE SERVICES 2/1/19 - 2/28/19	\$2,744.48
		T.K. TEACHER AIDE SERVICES 12/1/19 - 12/31/19	\$2,421.60
	WES36 WESTERN PA SCHOOL FOR BLIND CHILDREN	J.B. 4/1/19 - 4/29/19 VISION & O&M	\$528.00
	WES35 WESTERN PA SCHOOL FOR THE DEAF	A.T. 1:1 PCA SERVICES APRIL 2019 INVOICE 8 OF 9	\$5,492.00
		Total for 323 Professional Educational Services - Other Educationa	\$28,154.06
	330 Purch Other Prof Svc		
	AIU00 ALLEGHENY INTERMEDIATE UNIT	18-19 SCHOOL BASED ACCESS PROGRAM - PAYMENT 2 OF 2	\$8,750.00
	MIL21 JEM PRODUCTIONS	Misc Athletics - PURCH OTHER PROF SVC	\$1,375.00
		Misc Athletics - PURCH OTHER PROF SVC	\$1,925.00
		Misc Athletics - PURCH OTHER PROF SVC	\$550.00
	JUS53 JUSTIFACTS CREDENTIAL VERIFICATION, INC.	PURCH OTHER PROF SVC	\$26.25
	MAI33 MAIELLO, BRUNGO & MAIELLO, LLP	PURCH OTHER PROF SVC	\$25.00
	MAH04 MaherDuessel	FINAL PMT FOR AUDIT SERVICES FOR YEAR ENDING 6/30/18.	\$3,750.00
	ROB10 PATRICIA M ROBINSON	J.C. & L.L. - CONTRACT SCHOOL PSYCHOLOGIST	\$1,000.00
	PSY04 PSYCHOLOGICAL ASSOCIATES	A.G. IEE EVALUATION	\$1,950.00
	QUE01 QUEST DIAGNOSTICS	PURCH OTHER PROF SVC	\$35.50

Date: 06/12/19

Time: 10:25:36

Release Dates 08/31/07 - 09/10/19

Shaler Area School District
SUPPLEMENT C.1A 6-19-19 B 2018-2019

Page: 3

BAR046m

Vendor # 01BB - rai21

Invoice # #1ELECT - WPICC-005631

Vendor#	Vendor Name	Description	Amount
18-19	Year		
	Fund 10		
	330 Purch Other Prof Svc		
SCH06	TED C. SCHAFFER MD	2018-2019 4TH QUARTER	\$5,362.53
MSZ01	SUSAN ELIZABETH MSZYCO	L.H. FULL ASSESSMENT & EVALUATION REPORT	\$500.00
		R.M. FULL RE-ASSESSMENT & RE-EVALUATION REPORT	\$500.00
		E.W. FULL ASSESSMENT & EVALUATION REPORT	\$500.00
TUC08	TUCKER ARENSBERG, PC	PERSONNEL	\$3,210.00
		GENERAL	\$1,367.00
		RETAINER	\$850.00
		SPECIAL ED MATTERS	\$1,352.00
WON01	WONDERLIC, INC	PURCH OTHER PROF SVC	\$300.00
		Total for 330 Purch Other Prof Svc	\$33,328.28
	332 Deliquent		
PEN21	PA MUNICIPAL SVC CO	APRIL 2019 - DELINQUENT REAL ESTATE TAX	\$69.56
TUC08	TUCKER ARENSBERG, PC	DELINQUENT TAX COLLECTIONS	\$1,582.50
		Total for 332 Deliquent	\$1,652.06
	333 Tax Appeal-legal		
		2019 TAX ASSESSMENT APPEALS	\$1,039.00
	350 Security/safety Services		
CAP15	CAPITAL ASSET PROTECTION INC.	5/12/19 - 5/18/19	\$2,557.43
		5/12/19 - 5/18/19	\$600.09
		4/28/19 - 5/4/19	\$600.09
		5/05/19 - 5/11/19 SECURITY SERVICES	\$600.09
		4/28/19 - 5/4/19	\$2,629.73
		5/19/19 - 5/25/19	\$477.18
		MILEAGE 3/1/19 - 4/30/19	\$487.19
		5/19/19 - 5/25/19	\$1,899.52
		5/05/19 - 5/11/19 SECURITY SERVICES	\$2,566.94
		5/26/19 - 6/1/19	\$2,073.04
		5/26/19 - 6/1/19	\$477.18
		4/28/19 - 5/04/19 LACROSSE SECURITY	\$165.04
		SOCCER - BOYS 5/05/19 - 5/11/19	\$165.04
		VOLLEYBALL - 5/05/19 - 5/11/19	\$165.04
		4/28/19 - 5/04/19 VOLLEYBALL SECURITY	\$82.52
		Total for 350 Security/safety Services	\$15,546.12
	360 EMPLOYEE TRAINING/ DEVELOPMENT SERV		
AIU00	ALLEGHENY INTERMEDIATE UNIT	GRADES 7-8 MATH CURRICULUM - 2 COORDINATORS HALF DAY EACH	\$900.00
BH01	BETHANY BAKER	REGISTRATION FOR PENSPPRA SYMPOSIUM 3/28-29, 2019	\$150.00
97CF	CYNTHIA FOHT	EDUCATIONAL LEADERSHIP ACADEMY 2019-20 COURSE #1 AND #2	\$480.66
		Total for 360 EMPLOYEE TRAINING/ DEVELOPMENT SERV	\$1,530.66

Date: 06/12/19

Time: 10:25:36

Release Dates 08/31/07 -
09/10/19

Shaler Area School District
SUPPLEMENT C.1A 6-19-19 B 2018-2019

Vendor # 01BB - rai21

Page: 4
BAR046m
Invoice # #1ELECT - WPICC-
005631

Vendor#	Vendor Name	Description	Amount
18-19	Year		
	Fund 10		
410 Cleaning Services			
	NOV54 NOVA SPORTS	Football - CLEANING SERVICES	\$60.65
		Football - CLEANING SERVICES	\$565.50
Total for 410 Cleaning Services			\$626.15
411 Disposal Services			
	ALL55 REPUBLIC SERVICES, INC.	MAINT -DISPOSAL SERVICES - BUTLER PLANK	\$540.31
		MAINT -DISPOSAL SERVICES - BURCHFIELD	\$313.95
		MAINT -DISPOSAL SERVICES - BURCHFIELD	\$313.95
		MAINT - DISPOSAL SERVICES - MARZOLF	\$313.95
		MAINT - DISPOSAL SERVICES - MARZOLF	\$313.95
		MAINT - DISPOSAL SERVICES - RESERVE	\$304.50
		MAINT - DISPOSAL SERVICES - RESERVE	\$304.50
		MAINT - DISPOSAL SERVICES - SCOTT	\$307.65
		MAINT - DISPOSAL SERVICES - SCOTT	\$307.65
		MAINT - Disposal Services - ELEM SCHOOL	\$599.55
		MAINT - Disposal Services - ELEM SCHOOL	\$599.55
		MAINT - DISPOSAL SERVICES - HS	\$782.24
		MAINT - DISPOSAL SERVICES - HS	\$782.24
		MAINT - DISPOSAL SERVICES - MIDDLE SCHOOL	\$599.54
		MAINT - DISPOSAL SERVICES - MIDDLE SCHOOL	\$599.54
Total for 411 Disposal Services			\$6,983.07
430 Repairs/maintenance			
	ABC21 ABC GLASS & MIRROR, LLC	MAINT - REPAIRS - ELEM SCH	\$52.65
	BAR02 B & R POOLS & SWIM SHOP	MAINT - REPAIRS - ELEM SCH	\$167.89
		MAINT - REPAIRS - ELEM SCH	\$196.00
		MAINT - REPAIRS - ELEM SCH	\$196.00
	BRI01 BRIGHTON MUSIC CENTER	REPAIR WORK FOR CONCERT	\$123.00
	BUG01 BUGS-B-GONE	MAINT - REPAIRS - BUTLER PLK	\$38.00
		MAINT - REPAIRS - BURCHFIELD	\$38.00
		MAINT - REPAIRS - MARZOLF	\$38.00
		MAINT - REPAIRS - RESERVE	\$38.00
		MAINT - REPAIRS - SCOTT	\$38.00
		MAINT - REPAIRS - SCOTT	\$51.00
		MAINT - REPAIRS - ELEM SCHOOL	\$43.00
		TREATED CONCESSION STAND & MEDIA BOX FOR CARPENTER BEES	\$125.00
		MAINT - REPAIRS - MIDDLE SCHOOL	\$41.00
	CAP52 CAPITAL TECHNOLOGIES, INC.	MAINT - REPAIRS - BURCHFIELD	\$29.13
		MAINT - REPAIRS - BURCHFIELD	\$29.17
		MAINT - REPAIRS- MARZOLF	\$29.17
		MAINT - REPAIRS- MARZOLF	\$29.13
		MAINT - REPAIRS - RESERVE	\$29.13
		MAINT - REPAIRS - RESERVE	\$29.17
		MAINT - REPAIRS - ELEM SCH	\$29.13

Date: 06/12/19

Time: 10:25:36

Release Dates 08/31/07 -
09/10/19

Shaler Area School District
SUPPLEMENT C.1A 6-19-19 B 2018-2019

Page: 5

BAR046m

Vendor # 01BB - rai21

Invoice # #1ELECT - WPICC-
005631

Vendor#	Vendor Name	Description	Amount
18-19	Year		
	Fund 10		
	430 Repairs/maintenance		
CAP52	CAPITAL TECHNOLOGIES, INC.	MAINT - REPAIRS - ELEM SCH	\$29.17
		MAINT - REPAIRS - HS	\$254.35
		MAINT - REPAIRS - HS	\$254.15
		MAINT - REPAIRS - MIDDLE SCHOOL	\$29.13
		MAINT - REPAIRS - MIDDLE SCHOOL	\$29.17
CEL43	CELEDONIA ORGAN SERVICE	REPAIRS/MAINT - MARZOLF	\$189.88
		REPAIR OF PIANO	\$77.88
CIN12	CINTAS	MAINT - REPAIRS - BUTLER PLK	\$18.03
		MAINT - REPAIRS - BURCHFIELD	\$75.78
		MAINT - REPAIRS - MARZOLF	\$95.88
		MAINT - REPAIRS - RESERVE	\$49.83
		MAINT - REPAIRS - RESERVE	\$49.83
		MAINT - REPAIRS - SCOTT	\$102.84
		MAINT - REPAIRS - SCOTT	\$102.84
		MAINT - REPAIRS - ELEM SCHOOL	\$111.67
		MAINT - REPAIRS - ELEM SCHOOL	\$111.67
		MAINT - REPAIRS - HIGH SCHOOL	\$104.22
		MAINT - REPAIRS - MIDDLE SCHOOL	\$86.04
		MAINT - REPAIRS - MIDDLE SCHOOL	\$86.04
CUD01	CUDDY ROOFING, INC.	MAINT - REPAIRS - ELEM SCH	\$746.18
STR22	FIT OPTIMIZED SOLUTIONS	MAINT - REPAIRS - ELEM SCH	\$702.50
		MAINT - REPAIRS - MIDDLE SCHOOL	\$2,119.24
HUC54	HUCKESTEIN MECHANICAL SERVICE, INC.	MAINT - REPAIRS - HS	\$735.56
		MAINT - REPAIRS - HS	\$513.00
		MAINT - REPAIRS - MIDDLE SCHOOL	\$481.50
KBP21	KBPORT	INSTRUCTIONAL - REPAIRS/MAINT - HS TECH ED	\$798.99
KRA32	KRANUS CORPORATION	Football - REPAIRS/MAINTENANCE	\$2,853.40
AVL13 A V	LAUTTAMUS COMMUNICATIONS, INC.	MAINT - REPAIRS - ELEM SCH	\$186.71
MAF06	MAFFEI STRAYER FURNISHINGS, INC	MAINT - REPAIRS - ELEM SCH	\$500.00
		MAINT - REPAIRS - HS	\$900.00
MEL02	JOHN H MELANEY	REPAIRS/MAINT - HS MUSIC	\$95.00
		PIANO TUNING FOR SPRING CONCERT	\$95.00
MOB23	MOBILE MINI	MAINT - REPAIRS - BUTLER PLK	\$67.00
		MAINT - REPAIRS - BUTLER PLK	\$67.00
		MAINT - REPAIRS - BUTLER PLK	\$75.00
		MAINT - REPAIRS - BUTLER PLK	\$83.36
MRJ03	MR JOHN OF PITTSBURGH	MAINT - REPAIRS - ELEM SCHOOL	\$107.00
		MAINT - REPAIRS - HS	\$107.00
		MAINT - REPAIRS - HS	\$65.00
		MAINT - REPAIRS - HS	\$214.00
		MAINT - REPAIRS - HIGH SCHOOL	\$117.00
		MAINT - REPAIRS - HIGH SCHOOL	\$107.00
		MAINT - REPAIRS - HIGH SCHOOL	\$107.00

Date: 06/12/19

Time: 10:25:37

Release Dates 08/31/07 - 09/10/19

Shaler Area School District
SUPPLEMENT C.1A 6-19-19 B 2018-2019

Vendor # 01BB - rai21

Page: 6
BAR046m
Invoice # #1ELECT - WPICC-005631

Vendor#	Vendor Name	Description	Amount
18-19	Year		
	Fund 10		
430 Repairs/maintenance			
MRJ03	MR JOHN OF PITTSBURGH	MAINT - REPAIRS - HIGH SCHOOL	\$107.00
		MAINT - REPAIRS - MIDDLE SCHOOL	\$214.00
PES06	PESTCO INC	MAINT - REPAIRS - BURCHFIELD	\$65.00
		MAINT - REPAIRS - MARZOLF	\$40.00
		MAINT - REPAIRS - MARZOLF	\$40.00
		MAINT - REPAIRS - RESERVE	\$30.00
		MAINT - REPAIRS - SCOTT	\$85.00
		MAINT - REPAIRS - ELEM SCHOOL	\$120.00
		MAINT - REPAIRS - HIGH SCHOOL	\$255.55
		MAINT - REPAIRS - HIGH SCHOOL	\$255.55
		MAINT - REPAIRS - MIDDLE SCHOOL	\$200.00
RAY01	RAYBURG APPLIANCE SERVICE, INC.	MAINT - REPAIRS - ELEM SCH	\$261.00
		MAINT - REPAIRS - ELEM SCH	\$516.00
ROB18	ROBINSON PIPE CLEANING	GROUNDS UP-KEEP - MAINT - RESERVE	\$740.00
ROS06	ROSSI FLOOR TECHNOLOGIES	MAINT - REPAIRS - SCOTT	\$132.86
		MAINT - REPAIRS - HIGH SCHOOL	\$338.16
LEO31	SAL LEO'S TREE SERVICE INC	MAINT - REPAIRS - BURCHFIELD	\$2,200.00
		MAINT - REPAIRS - JEFFERY	\$900.00
SCH24	SCHINDLER ELEVATOR CORP	MAINT - REPAIRS - BURCHFIELD	\$488.24
		MAINT - REPAIRS - MARZOLF	\$488.24
		MAINT - REPAIRS - SCOTT	\$488.24
		MAINT - REPAIRS - HS	\$976.51
		MAINT - REPAIRS - MIDDLE SCHOOL	\$488.24
VET44	VETTORI'S	MAINT - REPAIRS - BUTLER PLK	\$55.79
VOL01	VOLKWEIN'S	REPAIR OF CELLO	\$75.00
		REPAIRS/MAINT - HS MUSIC	\$33.00
		REPAIR WORK FOR MUSIC TRIP TO CHICAGO	\$254.25
WAV51	WAVES EQUIPMENT SOURCE, INC.	MAINT - REPAIRS - BUTLER PLK	\$72.66
		MAINT - REPAIRS - BUTLER PLK	\$25.00
		GROUNDS UP-KEEP - MAINT	\$30.00
WES32	WEST PENN LACO INC	INSTRUCTIONAL - REPAIRS/MAINT - HS TECH ED	\$1,411.50
		INSTRUCTIONAL - REPAIRS/MAINT - HS TECH ED	\$146.25
		INSTRUCTIONAL - REPAIRS/MAINT - HS TECH ED	\$190.40
		INSTRUCTIONAL - REPAIRS/MAINT - HS TECH ED	\$103.60
		MAINT - REPAIRS - MIDDLE SCHOOL	\$49.01
Total for 430 Repairs/maintenance			\$26,967.46
431 Preventive Maintenance			
ABC06	ABCO FIRE PROTECTION INC	Operation/bldg Svc - Preventive Maintenance	\$190.50
		Operation/bldg Svc - Preventive Maintenance	\$285.00
		Operation/bldg Svc - Preventive Maintenance	\$187.50
Total for 431 Preventive Maintenance			\$663.00

Date: 06/12/19

Time: 10:25:37

Release Dates 08/31/07 - 09/10/19

Shaler Area School District
SUPPLEMENT C.1A 6-19-19 B 2018-2019

Page: 7

BAR046m

Vendor # 01BB - rai21

Invoice # #1ELECT - WPICC-005631

Vendor#	Vendor Name	Description	Amount
18-19	Year		
	Fund 10		
	433 Repairs & Maintenance Srvcs Vehi		
BAL41	JOE BALL GMC	Vehicle Oper & Maint - Repairs & Maintenance Srvcs Vehi	\$451.63
CRI21	JEFF CRITCHLOW AUTO BODY	Vehicle Oper & Maint - Repairs & Maintenance Srvcs Vehi	\$220.00
JTT02	J & T TIRE CO., INC	Vehicle Oper & Maint - Repairs & Maintenance Srvcs Vehi	\$1,268.83
		Vehicle Oper & Maint - Repairs & Maintenance Srvcs Vehi	\$462.80
		Vehicle Oper & Maint - Repairs & Maintenance Srvcs Vehi	\$104.56
RIC53	RICCI'S REPAIR, LLC	Vehicle Oper & Maint - Repairs & Maintenance Srvcs Vehi	\$760.10
		Vehicle Oper & Maint - Repairs & Maintenance Srvcs Vehi	\$662.16
		Vehicle Oper & Maint - Repairs & Maintenance Srvcs Vehi	\$1,509.39
		Total for 433 Repairs & Maintenance Srvcs Vehi	\$5,439.47
	434 MAINT. REPAIRS KITCHEN		
RAY01	RAYBURG APPLIANCE SERVICE, INC.	Operation/bldg Svc - MAINT. REPAIRS KITCHEN	\$563.10
		Operation/bldg Svc - MAINT. REPAIRS KITCHEN	\$1,095.99
ALL61	TREASURER OF ALLEGHENY COUNTY	Operation/bldg Svc	\$158.00
		Operation/bldg Svc - MAINT. REPAIRS KITCHEN	\$158.00
		Operation/bldg Svc - MAINT. REPAIRS KITCHEN	\$158.00
		Operation/bldg Svc - MAINT. REPAIRS KITCHEN	\$158.00
		Operation/bldg Svc - MAINT. REPAIRS KITCHEN	\$158.00
		Total for 434 MAINT. REPAIRS KITCHEN	\$2,449.09
	438 Maint&repair Infor Tech Eq/infra		
AG54	ASSETGENIE, INC	Instruction-Regular Program - Maint&repair Infor Tech Eq/inf	\$59.00
		Instruction-Regular Program - Maint&repair Infor Tech Eq/inf	\$138.00
		MAINT&REPAIR INFOR TECH EQ/INFRA - HIGH SCHOOL	\$59.00
		MAINT&REPAIR INFOR TECH EQ/INFRA - HIGH SCHOOL	\$258.00
COM88	COMMUNICATIONS CONSULTING, INC.	Operation/bldg Svc - Maint&repair Infor Tech Eq/infra	\$65.00
		Operation/bldg Svc - Maint&repair Infor Tech Eq/infra	\$32.50
		Total for 438 Maint&repair Infor Tech Eq/infra	\$611.50
	442 Rental-equip&vehicles		
COM05	COMDOC	5/1/19 - 5/31/19	\$277.54
		5/1/19 - 5/31/19	\$252.77
		5/1/19 - 5/31/19	\$252.77
		5/1/19 - 5/31/19	\$530.31
		5/1/19 - 5/31/19	\$341.31

Date: 06/12/19

Time: 10:25:37

Release Dates 08/31/07 - 09/10/19

Shaler Area School District
SUPPLEMENT C.1A 6-19-19 B 2018-2019

Vendor # 01BB - rai21

Page: 8
BAR046m
Invoice # #1ELECT - WPICC-005631

Vendor#	Vendor Name	Description	Amount
18-19	Year		
	Fund 10		
	442 Rental-equip&vehicles		
	COM05 COMDOC	5/1/19 - 5/31/19	\$1,028.06
		5/1/19 - 5/31/19	\$505.56
		5/1/19 - 5/31/19	\$210.18
		4/1/19 - 4/30/19 BLACK OVERAGE	\$79.82
		5/1/19 - 5/31/19	\$63.77
		5/1/19 - 5/31/19	\$63.77
	DEA06 DEAR JOHN INC.	RENTAL-EQUIP&VEHICLES	\$62.50
		RENTAL-EQUIP&VEHICLES	\$62.50
	ENT21 ENTERPRISE RENT A CAR CO OF PGH LLC	RENTAL-EQUIP&VEHICLES	\$299.95
		Total for 442 Rental-equip&vehicles	\$4,030.81

510 Student Transport Svc

ABC57 ABC TRANSIT, INC	GIFTED- STUDENT TRANSPORT SVC - SECONDARY - ID 879	\$194.37
	GIFTED- STUDENT TRANSPORT SVC - SECONDARY-ID 999	\$157.60
	GIFTED- STUDENT TRANSPORT SVC - SECONDARY - ID 877	\$194.37
	GIFTED- STUDENT TRANSPORT SVC - SECONDARY - ID 897	\$194.37
	GIFTED- STUDENT TRANSPORT SVC - SECONDARY - ID 820	\$78.80
	STUDENT TRANSPORT SVC - ID 1010	\$220.51
	STUDENT TRANSPORT SVC - HIGH SCH - ID 932	\$194.37
	STUDENT TRANSPORT SVC - HIGH SCH - 931	\$220.64
	STUDENT TRANSPORT SVC - HIGH SCH - ID 930	\$220.51
	STUDENT TRANSPORT SVC - MIDDLE SCH - ID859	\$126.08
	STUDENT TRANSPORT SVC - MIDDLE SCH - ID 817	\$315.20
	STUDENT TRANSPORT SVC - MIDDLE SCH - ID 1012	\$441.02
	Band/major/flag/drill Tm - STUDENT TRANSPORT SVC - ID 995	\$88.20
	Band/major/flag/drill Tm - STUDENT TRANSPORT SVC - ID 849	\$441.02
	Chorus - STUDENT TRANSPORT SVC - ID 995	\$88.20
	ORCHESTRA/STRINGS - STUDENTTRANSPORTSVC - ID 995	\$88.21
	ORCHESTRA/STRINGS - STUDENTTRANSPORTSVC - id 918	\$194.37
	ORCHESTRA/STRINGS - STUDENTTRANSPORTSVC - 919	\$194.37
	Baseball - STUDENT TRANSPORT SVC - 956	\$246.65
	Baseball - STUDENT TRANSPORT SVC - 971	\$194.37
	Baseball - STUDENT TRANSPORT SVC-979	\$194.37
	Baseball - STUDENT TRANSPORT SVC - 980	\$220.51
	Baseball - STUDENT TRANSPORT SVC - 972	\$194.37
	Baseball - STUDENT TRANSPORT SVC-977	\$194.37
	Baseball - STUDENT TRANSPORT SVC - 957	\$194.37
	Baseball - STUDENT TRANSPORT SVC - 1031	\$194.37
	Baseball - STUDENT TRANSPORT SVC - 1023	\$194.37
	Baseball - STUDENT TRANSPORT SVC - 858	\$246.65

Date: 06/12/19

Time: 10:25:37

Release Dates 08/31/07 - 09/10/19

Shaler Area School District
SUPPLEMENT C.1A 6-19-19 B 2018-2019

Page: 9

BAR046m

Vendor # 01BB - rai21

Invoice # #1ELECT - WPICC-005631

Vendor#	Vendor Name	Description	Amount
18-19	Year		
	Fund 10		
	510 Student Transport Svc		
	ABC57 ABC TRANSIT, INC		
		Baseball - STUDENT TRANSPORT SVC - 907	\$194.37
		Baseball - STUDENT TRANSPORT SVC - 871	\$220.51
		Baseball - STUDENT TRANSPORT SVC - 860	\$220.51
		Baseball - STUDENT TRANSPORT SVC - 870	\$220.51
		Baseball - STUDENT TRANSPORT SVC - 861	\$194.37
		Baseball - STUDENT TRANSPORT SVC - 883	\$194.37
		Baseball - STUDENT TRANSPORT SVC - 882	\$220.51
		Baseball - STUDENT TRANSPORT SVC - 885	\$194.37
		Baseball - STUDENT TRANSPORT SVC - 953	\$194.37
		Baseball - STUDENT TRANSPORT SVC - 973	\$220.51
		Baseball - STUDENT TRANSPORT SVC - 981	\$194.37
		Baseball - STUDENT TRANSPORT SVC - 955	\$246.75
		Baseball - STUDENT TRANSPORT SVC - 982	\$194.37
		Baseball - STUDENT TRANSPORT SVC - 954	\$194.37
		Baseball - STUDENT TRANSPORT SVC - 1048	\$220.51
		LaCrosse Girls - STUDENT TRANSPORT SVC-913	\$233.58
		LaCrosse Girls - STUDENT TRANSPORT SVC - 910	\$220.51
		LaCrosse Girls - STUDENT TRANSPORT SVC - 912	\$194.37
		LaCrosse Girls - STUDENT TRANSPORT SVC - 911	\$194.37
		LaCrosse Girls - STUDENT TRANSPORT SVC - 915	\$220.51
		LaCrosse Girls - STUDENT TRANSPORT SVC - 916	\$194.37
		LaCrosse Girls - STUDENT TRANSPORT SVC - 914	\$194.37
		LaCrosse Girls - STUDENT TRANSPORT SVC - 881	\$245.71
		LaCrosse Girls - STUDENT TRANSPORT SVC - 898	\$194.37
		LaCrosse Boys - Student Transport Svc - 966	\$194.37
		LaCrosse Boys - Student Transport Svc - 965	\$233.58
		LaCrosse Boys - Student Transport Svc - 936	\$220.51
		LaCrosse Boys - Student Transport Svc - 1000	\$246.65
		LaCrosse Boys - Student Transport Svc - 1020	\$207.44
		LaCrosse Boys - Student Transport Svc - 869	\$233.78
		LaCrosse Boys - Student Transport Svc - 864	\$246.65
		Softball - STUDENT TRANSPORT SVC - 890	\$233.58
		Softball - STUDENT TRANSPORT SVC - 891	\$207.44
		Softball - STUDENT TRANSPORT SVC - 889	\$275.11
		Softball - STUDENT TRANSPORT SVC - 892	\$220.51
		Softball - STUDENT TRANSPORT SVC - 888	\$194.37
		Softball - STUDENT TRANSPORT SVC - 945	\$194.37
		Softball - STUDENT TRANSPORT SVC - 970	\$194.37
		Softball - STUDENT TRANSPORT SVC - 939	\$194.37
		Softball - STUDENT TRANSPORT SVC - 940	\$207.44
		Softball - STUDENT TRANSPORT SVC - 947	\$194.37
		Softball - STUDENT TRANSPORT SVC - 946	\$194.37
		Softball - STUDENT TRANSPORT SVC - 893	\$272.79
		Softball - STUDENT TRANSPORT SVC - 949	\$194.37
		Softball - STUDENT TRANSPORT SVC - 942	\$194.37

Date: 06/12/19

Time: 10:25:37

Release Dates 08/31/07 - 09/10/19

Shaler Area School District
SUPPLEMENT C.1A 6-19-19 B 2018-2019

Vendor # 01BB - rai21

Page: 10
BAR046m
Invoice # #1ELECT - WPICC-005631

Vendor#	Vendor Name	Description	Amount
18-19	Year		
	Fund 10		
	510 Student Transport Svc		
	ABC57 ABC TRANSIT, INC		
		Softball - STUDENT TRANSPORT SVC - 992	\$706.11
		Softball - STUDENT TRANSPORT SVC - 1035	\$483.57
		Softball - STUDENT TRANSPORT SVC - 894	\$220.51
		Softball - STUDENT TRANSPORT SVC - 950	\$194.37
		Softball - STUDENT TRANSPORT SVC - 941	\$220.51
		Softball - STUDENT TRANSPORT SVC - 917	\$194.37
		Softball - STUDENT TRANSPORT SVC - 909	\$194.37
		Swimming - Boys & Girls - STUDENT TRANSPORT SVC - 851	\$272.79
		Bowling - Boys & Girls - Student Transport Svc - 824	\$194.37
		Tennis - Boys & Girls - STUDENT TRANSPORT SVC - 865	\$194.37
		Tennis - Boys & Girls - STUDENT TRANSPORT SVC - 1032	\$200.91
		Tennis - Boys & Girls - STUDENT TRANSPORT SVC - 927	\$194.37
		Tennis - Boys & Girls - STUDENT TRANSPORT SVC - 926	\$194.37
		Track - Boys & Girls - STUDENT TRANSPORT SVC - 857	\$246.65
		Track - Boys & Girls - STUDENT TRANSPORT SVC - 905	\$441.02
		Track - Boys & Girls - STUDENT TRANSPORT SVC - 873	\$246.65
		Track - Boys & Girls - STUDENT TRANSPORT SVC - 985	\$403.49
		Track - Boys & Girls - STUDENT TRANSPORT SVC - 983	\$388.74
		Track - Boys & Girls - STUDENT TRANSPORT SVC - 988	\$493.30
		Track - Boys & Girls - STUDENT TRANSPORT SVC - 928	\$441.02
		Track - Boys & Girls - STUDENT TRANSPORT SVC - 986	\$246.65
		Track - Boys & Girls - STUDENT TRANSPORT SVC - 874	\$246.75
		Track - Boys & Girls - STUDENT TRANSPORT SVC - 984	\$220.51
		Track - Boys & Girls - STUDENT TRANSPORT SVC - 1050	\$272.79
		Track - Boys & Girls - STUDENT TRANSPORT SVC - 987	\$493.30
		Volleyball - Boys - STUDENT TRANSPORT SVC - 959	\$220.51
		Volleyball - Boys - STUDENT TRANSPORT SVC - 962	\$325.07
		Volleyball - Boys - STUDENT TRANSPORT SVC - 958	\$220.51
		Volleyball - Boys - STUDENT TRANSPORT SVC - 904	\$194.37
		Volleyball - Boys - STUDENT TRANSPORT SVC - 924	\$194.37
		Volleyball - Boys - STUDENT TRANSPORT SVC - 991	\$194.37
		Volleyball - Boys - STUDENT TRANSPORT SVC - 989	\$194.37

Date: 06/12/19

Time: 10:25:37

Release Dates 08/31/07 - 09/10/19

Shaler Area School District
SUPPLEMENT C.1A 6-19-19 B 2018-2019

Page: 11

BAR046m

Vendor # 01BB - rai21

Invoice # #1ELECT - WPICC-005631

Vendor#	Vendor Name	Description	Amount
18-19	Year		
	Fund 10		
	510 Student Transport Svc		
	ABC57 ABC TRANSIT, INC	Volleyball - Boys - STUDENT TRANSPORT SVC - 923	\$220.51
		Volleyball - Boys - STUDENT TRANSPORT SVC - 1029	\$220.51
		Volleyball - Boys - STUDENT TRANSPORT SVC - 866	\$194.37
		Volleyball - Boys - STUDENT TRANSPORT SVC - 839	\$275.11
		Volleyball - Boys - STUDENT TRANSPORT SVC - 837	\$220.51
		Volleyball - Boys - STUDENT TRANSPORT SVC - 836	\$220.64
		Volleyball - Boys - STUDENT TRANSPORT SVC - 834	\$246.65
		Volleyball - Boys - STUDENT TRANSPORT SVC - 867	\$194.37
		Volleyball - Boys - STUDENT TRANSPORT SVC - 961	\$220.51
		Volleyball - Boys - STUDENT TRANSPORT SVC - 990	\$194.37
		Volleyball - Boys - STUDENT TRANSPORT SVC - 1003	\$194.37
		Volleyball - Boys - STUDENT TRANSPORT SVC - 944	\$298.93
		Volleyball - Boys - STUDENT TRANSPORT SVC - 960	\$220.51
		Volleyball - Boys - STUDENT TRANSPORT SVC - 925	\$194.37
		Volleyball - Boys - STUDENT TRANSPORT SVC - 872	\$246.65
		Volleyball - Boys - STUDENT TRANSPORT SVC - 903	\$194.37
		Volleyball - Boys - STUDENT TRANSPORT SVC - 902	\$194.37
		Misc Athletics - STUDENT TRANSPORT SVC - 1051	\$157.60
		Misc Athletics - STUDENT TRANSPORT SVC - 1009	\$194.37
		Misc Athletics - STUDENT TRANSPORT SVC - 1011	\$157.60
	ENT21 ENTERPRISE RENT A CAR CO OF PGH LLC	Tennis - Boys & Girls - STUDENT TRANSPORT SVC - 4/8/19	\$114.32
		Track - Boys & Girls - STUDENT TRANSPORT SVC - 4/26/19	\$126.72
		Total for 510 Student Transport Svc	\$28,949.51
	513 Stdnt Tran Svcc-cont		
	ABC57 ABC TRANSIT, INC	STUDENT TRANSPORT-PUBLIC	\$273,702.70
		STUDENT TRANSPORT-BEATTIE TECH	\$12,842.80
		STUDENT TRANSPORT-NON-PUBLIC	\$104,426.73
		STUDENT TRANSPORT-SPECIAL EDUC	\$132,506.57
	HEN03 BRYAN & NICOLE HENSHAW	M.H. STUDENT TRANSPORTATION MAY 2019	\$2,000.00
		M.H. STUDENT TRANSPORTATION - 6/4/19 & 6/5/19	\$200.00
		Total for 513 Stdnt Tran Svcc-cont	\$525,678.80
	521 Blanket Insurance		
	KEL01 KELLY INSURANCE GROUP IN	FLOOD INSURANCE - 1660 BUTLER PLANK ROAD	\$3,036.00
	530 Communications		
	LUD44 SHERRI LUDWIG	MAIL BOND DOCUMENT	\$25.50
	538 Telecommunications		
	AIU00 ALLEGHENY INTERMEDIATE UNIT	TRANSPORT/TELECOMMUNICATIONS	\$1,880.00
		TRANSPORT/TELECOMMUNICATIONS	\$940.00
	CON90 CONSOLIDATED COMMUNICATIONS	5/16/19 - 6/15/19	\$216.39

Date: 06/12/19

Time: 10:25:37

Release Dates 08/31/07 - 09/10/19

Shaler Area School District
SUPPLEMENT C.1A 6-19-19 B 2018-2019

Vendor # 01BB - rai21

Page: 12
BAR046m
Invoice # #1ELECT - WPICC-005631

Vendor#	Vendor Name	Description	Amount
18-19	Year		
	Fund 10		
	538 Telecommunications		
	CON90 CONSOLIDATED COMMUNICATIONS	5/16/19 - 6/15/19	\$108.59
		5/16/19 - 6/15/19	\$108.20
		5/16/19 - 6/15/19	\$135.35
		5/16/19 - 6/15/19	\$54.21
		5/16/19 - 6/15/19	\$127.17
		5/16/19 - 6/15/19	\$586.15
		5/16/19 - 6/15/19	\$271.51
		5/16/19 - 6/15/19	\$407.77
		5/16/19 - 6/15/19	\$618.88
	SUN02 CROWN CASTLE FIBER LLC	TRANSPORT/TELECOMMUNICATIONS	\$2,476.88
		Total for 538 Telecommunications	\$7,931.10
	549 ADVERTISING		
	PIT41 PITTSBURGH POST-GAZETTE	ADVERTISING	\$1,760.30
	562 Tuition Payments To Charter Schools		
	CIT21 EDSYS INC-CITY CHARTER HIGH SCHOOL	J.B. & H.O. - BALANCE THROUGH MAY 2019	\$17,817.68
	PRO66 PROVIDENT CHARTER SCHOOL	AH, BK, EL, AM, MN, ER & AW MAY 2019	\$13,394.05
	ACA22 THE NEW ACADEMY CHARTER SCHOOL	J.F. & K.M. 2018-2019 THROUGH MAY 2019	\$1,891.68
		Total for 562 Tuition Payments To Charter Schools	\$33,103.41
	563 Tuition/private Sch		
	AIU00 ALLEGHENY INTERMEDIATE UNIT	FIFTH BILLING FOR SPECIAL ED SERVICES FOR 18/19 SCHOOL YEAR	\$5,857.69
		FIFTH BILLING FOR SPECIAL ED SERVICES 18-19 SCHOOL YEAR	\$8,085.70
		Total for 563 Tuition/private Sch	\$13,943.39
	567 Tuition To Appr Priv Sch (APS)		
	CHI31 THE CHILDREN'S INSTITUTE	T.K. 4 DAYS - 6/1/19-6/30/19	\$1,377.76
	568 Tuition-PA Priv Res Reh Inst (PRRi)		
	BRA54 BRADFORD AREA SCHOOL DISTRICT	A.B. 3/1/19 - 3/21/19	\$2,400.00
	CHA10 CHADDOCK	H.M. 4/1/19 - 4/30/19	\$3,563.07
	FAM54 FAMILYLINKS, INC.	B.M. MONTHLY ENROLLMENT	\$2,500.00
		B.M. FULL TIME 1:1 SUPPORT STAFF 19 DAYS @ \$124.00	\$2,356.00
	GLA21 GLADE RUN LUTHERAN SERVICES	D.S. APRIL 2019 DAY STUDENT 10 DAYS (4/12/19)	\$1,666.70
		T.T. MAY2019 DAY AUTISM STUDENT	\$4,420.00
		K.K. APRIL 2019 DAY ENHANCED STUDENT	\$3,556.00
	HAR42 HARBORCREEK YOUTH SERVICES	M.R. APRIL2019 18 DAYS	\$1,474.20
	MAR15 MHY FAMILY SERVICES	G.G. 4/1/19 - 4/30/19 LONGMORE ACADEMY	\$1,080.00
		Total for 568 Tuition-PA Priv Res Reh Inst (PRRi)	\$23,015.97

Date: 06/12/19

Time: 10:25:37

Shaler Area School District
SUPPLEMENT C.1A 6-19-19 B 2018-2019

Page: 13

BAR046m

Release Dates 08/31/07 -
09/10/19

Vendor # 01BB - rai21

Invoice # #1ELECT - WPICC-
005631

Vendor#	Vendor Name	Description	Amount
18-19	Year		
	Fund 10		
	569 Tuition - Other		
	SHA03 UFMC	M.L. APRIL 30, MAY 1, 2, 3 & 6, 2019	\$375.00
		A.M. MARCH & APRIL 2019	\$1,200.00
		L.R. 3/29/19 - 4/30/19	\$1,200.00
		E.P. 4/8/19 - 4/15/19	\$450.00
		Total for 569 Tuition - Other	\$3,225.00
	580 Travel		
	ABC57 ABC TRANSIT, INC	Band/major/flag/drill Tm - IS - TRAVEL - ID 969	\$157.60
	CR31 CLINT RAUSCHER	JUNE 2019 CELL PHONE REIMBURSEMENT	\$30.00
		Total for 580 Travel	\$187.60
	581 Travel Conference		
	ABC57 ABC TRANSIT, INC	Misc Athletics - CHAMPIONSHIP PLAYOFF EXP - 1066	\$272.79
		Misc Athletics - CHAMPIONSHIP PLAYOFF EXP - 1065	\$207.44
		Misc Athletics - CHAMPIONSHIP PLAYOFF EXP - 1062	\$246.65
		Misc Athletics - CHAMPIONSHIP PLAYOFF EXP - 1068	\$189.63
		Misc Athletics - CHAMPIONSHIP PLAYOFF EXP -1059	\$246.65
		Misc Athletics - CHAMPIONSHIP PLAYOFF EXP - 1067	\$441.02
		Misc Athletics - CHAMPIONSHIP PLAYOFF EXP - 1064	\$194.37
		Misc Athletics - CHAMPIONSHIP PLAYOFF EXP - 1063	\$220.51
		Misc Athletics - CHAMPIONSHIP PLAYOFF EXP - 1054	\$194.37
		Misc Athletics - CHAMPIONSHIP PLAYOFF EXP - 1060	\$220.51
	BH01 BETHANY BAKER	PENSPPRA SYMPOSIUM 3/28-29, 2019 TOLLS, MILEAGE & HOTEL	\$343.36
	DF15 DANIELLE FRANCO	READY GEN TRAINING 5/20/19	\$42.08
	01LG LEEANN GUIDO	PASAP 2019 CONFERENCE, STATE COLLEGE PA, 2/23/19 - 2/16/19	\$170.30
		PASAP APRIL BOARD MTG 4/26/19 STATE COLLEGE PA MILEAGE	\$145.00
		PASAP BOARD MEETING, STATE COLLEGE PA, 1/4/19 - 1/5/19	\$155.00
	JS12 JESSICA SANSOTTA	OBSERVE READY GEN 5/20/19	\$9.53
	LUD44 SHERRI LUDWIG	MILEAGE FOR ELEMENTS OF GOVERNMENT FUND ACCOUNTING	\$34.99
		FORECAST 5 CONFERENCE	\$67.08
		MILEAGE - ELEMENTS OF NON PROFIT ACCOUNTING	\$19.51
	EG35 ELOISE MILLIGAN	PAFPC ANNUAL CONF - MAY 5-8, 2019 - 7 SPRINGS	\$116.09
	PES21 PESI, INC	Staff Dev/instruct/certified	\$399.98
	CR31 CLINT RAUSCHER	MAY 2019 MILEAGE	\$248.36
		PSADA STATE CONFERENCE - 3/29-22, 2019 - HERSHEY, PA	\$811.20
	A*9182 RACHEL STIMMEL	1/14, 1/15, 3/28, & 5/22/19 - PROJECT BASED LEARNING INSTITU	\$90.32
		Total for 581 Travel Conference	\$5,086.74

Date: 06/12/19

Shaler Area School District

Page: 14

Time: 10:25:37

SUPPLEMENT C.1A 6-19-19 B 2018-2019

BAR046m

Release Dates 08/31/07 - 09/10/19

Vendor # 01BB - rai21

Invoice # #1ELECT - WPICC-005631

Vendor#	Vendor Name	Description	Amount
18-19	Year		
	Fund 10		
582 Travel Teachers Inter District			
CP35	CHRISTINA PALLADINO	MILEAGE - GIFTED SCREENINGS & MEETINGS	\$28.59
KS35	KATHLEEN ELDER	MILEAGE - GIFTED SCREENING	\$31.32
EH13	ERIKA CARSON	APRIL & MAY 2019 MILEAGE	\$108.58
01LG	LEEANN GUIDO	MILEAGE - JANUARY 2019 THROUGH APRIL 18, 2019	\$106.77
Total for 582 Travel Teachers Inter District			\$275.26
583 Travel w/students			
HUG10	SCOTT HUGHES	MILEAGE - VARSITY TRACK & FIELD	\$236.64
584 Travel Inter-District			
01LC	LAURIE CORTAZZO	MILEAGE TO HOMELESS REGIONAL MEETING AT SEVEN SPRINGS	\$82.36
01KC	KATHY COYLE	MILEAGE - APRIL & MAY 2019	\$55.45
JK01	JOHN KAIB	MILEAGE - MAY 2019	\$206.94
		MILEAGE - APRIL 2019	\$212.63
JL01	JOANN LOREY	MILEAGE - JANUARY THROUGH JUNE 5TH - B & G TO SAMS	\$49.42
CR31	CLINT RAUSCHER	MILEAGE JANUARY THROUGH APRIL 2019	\$357.57
TR31	TIMOTHY ROYALL	MILEAGE FOR APRIL, MAY & JUNE 2019	\$222.38
01LT	LISA TAGMYER	MILEAGE FEBRUARY AND MARCH 2019	\$29.58
Total for 584 Travel Inter-District			\$1,216.33
591 Security/police Svc			
SHA11	TOWNSHIP OF SHALER	OFFICER FOR HIGH SCHOOL TALENT SHOW - 4/25 & 4/26/19	\$656.00
599 Misc Purchased Services			
HAY04	KRISTIE HAYES	CHEERLEADING TRYOUT JUDGE - 4/17/19	\$150.00
LAS02	BECCA LASKO	CHEERLEADING TRYOUT JUDGE - 4/17/19	\$150.00
PER14	PERFORMER'S CORNER	BAND FRONT TRYOUT JUDGES - 5/22/19	\$450.00
RIP57	NATALIA RIPPOLE	CHEERLEADING TRYOUT JUDGE - 4/17/19	\$150.00
82APC	SHALER AREA HIGH SCHOOL	BASEBALL OFFICIALS	\$243.62
		BASEBALL ASSIGNORS	\$300.00
		BOYS VARSITY/JV/MS BASEBALL ARBITER PAY	\$870.00
		BOYS LACROSSE ARBITER PAY	\$684.00
		GIRLS VARSITY/JV/MS SOFTBALL ARBITER PAY	\$710.00
		BOYS VARSITY/JV/MS VOLLEYBALL ARBITER PAY	\$640.00
Total for 599 Misc Purchased Services			\$4,347.62
610 General Supplies			
CEN44	21ST CENTURY SOUND & SECURITY	LaCrosse Boys - General Supplies	\$120.00
		LaCrosse Boys - General Supplies	\$120.00
ADV21	AAP FINANCIAL SERVICES	MAINT - GEN SUP - MARZOLF	\$194.95
		MAINT - GEN SUP - MARZOLF	\$18.96
AIU00	ALLEGHENY INTERMEDIATE UNIT	Instruction-Regular Program - ENGIN AIU	\$3,000.00

Date: 06/12/19

Time: 10:25:37

Release Dates 08/31/07 - 09/10/19

Shaler Area School District
SUPPLEMENT C.1A 6-19-19 B 2018-2019

Page: 15

BAR046m

Vendor # 01BB - rai21

Invoice # #1ELECT - WPICC-005631

Vendor#	Vendor Name	Description	Amount
18-19	Year		
	Fund 10		
	610 General Supplies		
AMA12	AMAZON.COM	PUPIL PERS - GEN SUP - ELEM	\$223.88
		PUPIL PERS - GEN SUP - ELEM	\$5.99
		SUPT - GENERAL SUPPLIES	\$27.58
		PRINCIPAL - GENERAL SUPPLIES - MIDDLE SCH	\$154.00
		PRINCIPAL - GENERAL SUPPLIES - MIDDLE SCH	\$-54.25
		FINANCIAL - GENERAL SUPPLIES	\$154.18
		MAINT - GEN SUP - MS	\$15.50
		MAINT - GEN SUP - MS	\$10.84
ALL43	APLS, INC	DARK PREMIUM SHREDDED BARK	\$132.56
APP14	APPLE INC.	GIFTED - GENERAL SUPPLIES - ELEM	\$69.00
		GIFTED - GENERAL SUPPLIES - ELEM	\$68.00
AQU01	AQUA CLEAN COMPANY INC	MAINT - GEN SUP - ELEM SCH	\$507.50
		MAINT - GEN SUP - ELEM SCH	\$10.95
AQU02	AQUA FILTER FRESH INC	GENERAL SUPPLIES - ELEM SCHOOL	\$40.95
		GENERAL SUPPLIES - ELEM SCHOOL	\$48.70
		SUPT - GENERAL SUPPLIES	\$20.55
		SUPT - GENERAL SUPPLIES	\$6.95
BLI01	BLICK ART MATERIALS	SCOTT - GENERAL SUPPLIES ART	\$90.40
BRO05	BROOKAIRE COMPANY LLC	MAINT - GEN SUP - SCOTT	\$764.67
BSN21	BSN SPORTS, LLC	Track - Boys & Girls - GENERAL SUPPLIES	\$80.00
BUC22	BUCKEYE CLEANING CENTERS	MAINT - GEN SUP - BURCHFIELD	\$3,237.24
		MAINT - GEN SUP - MARZOLF	\$2,909.77
		MAINT - GEN SUP - RESERVE	\$1,020.30
		MAINT - GEN SUP - SCOTT	\$1,165.50
		MAINT - GEN SUP - ELEM SCH	\$1,743.32
		MAINT - GEN SUP - HS	\$6,272.63
		MAINT - GEN SUP - MS	\$4,424.19
CAR16	CAROLINA BIOLOGICAL SUPPLY COMPANY	SUPPLIES - RESERVE SCIENCE MODS	\$126.63
		SUPPLIES - RESERVE SCIENCE MODS	\$114.45
		SUPPLIES - RESERVE SCIENCE MODS	\$67.42
CEN13	CENTRAL POLY CORP	MAINT - GEN SUP - RESERVE	\$201.00
		MAINT - GEN SUP - SCOTT	\$268.00
		MAINT - GEN SUP - HS	\$1,005.00
CRI03	CRITCHLOW ENTERPRISES INC	MAINT - GEN SUP - B&G	\$270.67
		MAINT UP-KEEP - GENERALSUPPLIES - ELEM SCH	\$527.98
PB01	PAULA DOBSON	REIMBURSE FOR STUDENT LUNCH FOR STUDENTS PARTICIPATING IN MA	\$32.71
GLE04	GLENSHAW FEED & GARDEN CTR	ATHLETIC FIELD MARK LIME 50#	\$146.86
		FIELD MARKER LIME	\$157.35
GRA66	GRADE POINT RESOURCES LLC	CRAFTS K-2 / 16 DAYS	\$2,000.00
GRA01	GRAINGER	MAINT - GEN SUP - MARZOLF	\$62.40
		MAINT - GEN SUP - ELEM SCH	\$264.10
		MAINT - GEN SUP - HS	\$54.50
		MAINT - GEN SUP - HS	\$82.52
		MAINT - GEN SUP - MS	\$245.28

Date: 06/12/19

Time: 10:25:37

Release Dates 08/31/07 - 09/10/19

Shaler Area School District
SUPPLEMENT C.1A 6-19-19 B 2018-2019

Vendor # 01BB - rai21

Page: 16
BAR046m
Invoice # #1ELECT - WPICC-005631

Vendor#	Vendor Name	Description	Amount
18-19	Year		
	Fund 10		
	610 General Supplies		
	GRI01 E H GRIFFITH INC	VEHICLE - GEN SUP	\$278.29
	GER12 H GERHARDT SUPPLY	MAINT - GEN SUP - ELEM SCH	\$342.90
		MAINT - GEN*SUP - ELEM SCH	\$46.91
	HAS01 D HASTINGS CO INC	MAINT - GEN SUP - ELEM SCH	\$9.98
		MAINT - GEN SUP - HS	\$11.14
		MAINT - GEN SUP - HS	\$12.58
		MAINT - GEN SUP - MS	\$19.98
		FIELDS	\$82.79
	HIT41 THE HITE CO	MAINT - GEN SUP - MARZOLF	\$6.81
		MAINT - GEN SUP - MS	\$160.02
	HOM14 HOME DEPOT CREDIT SERVICES	MAINT - GEN SUP - B&G	\$48.87
		MAINT - GEN SUP - B&G	\$7.97
		MAINT - GEN SUP - BURCHFIELD	\$7.30
		MAINT - GEN SUP - BURCHFIELD	\$2.94
		MAINT - GEN SUP - MARZOLF	\$7.48
		MAINT - GEN SUP - HS	\$9.94
		MAINT - GEN SUP - MS	\$429.00
		MAINT - GEN SUP - MS	\$45.11
		GENERAL SUPPLIES	\$134.94
		LATCH & CARRY TOTES AND STORAGE BOXES	\$155.16
	INT26 INTERBORO PACKAGING CORP	MAINT - GEN SUP - B&G	\$433.50
		MAINT - GEN SUP - BURCHFIELD	\$444.60
		MAINT - GEN SUP - MARZOLF	\$296.40
		MAINT - GEN SUP - RESERVE	\$266.76
		MAINT - GEN SUP - SCOTT	\$370.50
		MAINT - GEN SUP - HS	\$1,268.70
		MAINT - GEN SUP - MS	\$1,039.80
	JOS01 JOSTENS, INC.	BOARD SVC - GENERAL SUPPLIES	\$153.55
		Commencement - GENERAL SUPPLIES	\$8.31
	LUD44 SHERRI LUDWIG	CELL PHONE - JULY 2018 - JULY 2019	\$330.00
	MAL01 M MALLINGER & CO INC	MAINT - GEN SUP - MS	\$850.00
	HIT41 MAYER ELECTRIC SUPPLY COMPANY, INC.	MAINT - GEN SUP - BURCHFIELD	\$10.50
		MAINT - GEN SUP - BURCHFIELD	\$41.01
		MAINT - GEN SUP - MARZOLF	\$10.94
		MAINT - GEN SUP - MARZOLF	\$106.71
		MAINT - GEN SUP - MARZOLF	\$8.83
		MAINT - GEN SUP - MARZOLF	\$41.63
		MAINT - GEN SUP - HS	\$5.40
	MOB23 MOBILE MINI	MAINT - GEN SUP - SCOTT	\$88.57
		MAINT - GEN SUP - SCOTT	\$67.00
		MAINT - GEN SUP - SCOTT	\$67.00
	MON16 MON-D-AID & CLEANIT CO., INC.	MAINT - GEN SUP - B&G	\$1,548.40
		MAINT - GEN SUP - BURCHFIELD	\$139.88
		MAINT - GEN SUP - MARZOLF	\$59.25

Date: 06/12/19

Time: 10:25:38

Release Dates 08/31/07 - 09/10/19

Shaler Area School District
SUPPLEMENT C.1A 6-19-19 B 2018-2019

Page: 17

BAR046m

Vendor # 01BB - rai21

Invoice # #1ELECT - WPICC-005631

Vendor#	Vendor Name	Description	Amount
18-19	Year		
	Fund 10		
	610 General Supplies		
MON16	MON-D-AID & CLEANIT CO., INC.	MAINT - GEN SUP - SCOTT	\$381.42
		MAINT - GEN SUP - ELEM SCH	\$14.70
		MAINT - GEN SUP - HS	\$82.60
		MAINT - GEN SUP - MS	\$93.19
NAP21	NAPA AUTO/TRUCK PARTS OF ETNA	MAINT - GEN SUP - B&G	\$26.00
		MAINT - GEN SUP - B&G	\$9.99
NIC06	NICKLAS SUPPLY	MAINT - GEN SUP - BURCHFIELD	\$29.36
OFF03	OFFICE DEPOT	GENERAL SUPPLIES - MIDDLE SCHOOL	\$11.68
		GENERAL SUPPLIES - MIDDLE SCHOOL	\$109.84
		PRINCIPAL - GENERAL SUPPLIES - MARZOLF	\$28.89
		FINANCIAL - GENERAL SUPPLIES	\$46.32
		FINANCIAL - GENERAL SUPPLIES	\$38.13
PEP12	J W PEPPER & SON, INC.	GENERAL SUPPLIES - ELEM SCHOOL	\$7.99
		SUPPLIES - HS MUSIC	\$38.98
		SUPPLIES - HS MUSIC	\$10.99
		SUPPLIES - HS MUSIC	\$9.75
		SUPPLIES - HS MUSIC	\$231.24
		SUPPLIES - HS MUSIC	\$92.74
		SUPPLIES - HS MUSIC	\$82.98
		SUPPLIES - HS MUSIC	\$120.24
PIT73	PITTSBURGH AIR SYSTEMS, INC.	MAINT - GEN SUP - HS	\$113.90
PIT93	PITTSBURGH LAUNDRY SYSTEMS/PGH APPLIANCE	SUPPLIES - HS FAMILY & CONSUMER SCIENCE	\$1,475.00
PIT56	PITTSBURGH TROPHY CO.	BOARD SVC - GENERAL SUPPLIES	\$21.75
PPG56	PPG ARCHITTECTORAL FINISHES	MAINT - GEN SUP - HS	\$531.05
		MAINT - GEN SUP - MS	\$77.32
PYR21	PYRAMID SCHOOL PRODUCTS	MAINT - GEN SUP - B&G	\$194.90
		MAINT - GEN SUP - BURCHFIELD	\$38.98
		MAINT - GEN SUP - MARZOLF	\$77.96
		MAINT - GEN SUP - RESERVE	\$38.98
		MAINT - GEN SUP - SCOTT	\$77.96
		MAINT - GEN SUP - HS	\$293.11
RAP54	RAPTOR TECHNOLOGIES, LLC	GENERAL SUPPLIES - ELEM SCHOOL	\$100.00
RUS02	RUSMUR FLOORS	MAINT - GEN SUP - HS	\$52.33
SCH44	SCHAEDLER YESCO	MAINT - GEN SUP - BURCHFIELD	\$962.50
		MAINT - GEN SUP - BURCHFIELD	\$814.82
		MAINT - GEN SUP - MS	\$78.69
SHA07	SHALER AREA CAFETERIA ACCT	BOARD DINNER 9/12/18	\$119.28
		STUDENT ADVISORY - SAHS - 10/12/18	\$83.95
		STORYTELLERS WORKSHOP - INSERVICE - 5/21/19	\$139.98
		STUDENT ADVISORY - SAMS - 5/17/19	\$45.87
		SUPERINTENDENT MEET & GREET	\$22.51
		OPIOD EVENT	\$54.60
		TITLE I PARENT MEETING	\$265.78
		TITLE I PARENT MEETING	\$265.77

Date: 06/12/19

Time: 10:25:38

Release Dates 08/31/07 -
09/10/19

Shaler Area School District
SUPPLEMENT C.1A 6-19-19 B 2018-2019

Vendor # 01BB - rai21

Page: 18

BAR046m

Invoice # #1ELECT - WPICC-
005631

Vendor#	Vendor Name	Description	Amount
18-19	Year		
	Fund 10		
	610 General Supplies		
	82APC SHALER AREA HIGH SCHOOL	TRACK & FIELD FEE	\$175.00
	SIT44 SITE ONE LANDSCAPE SUPPLY	MAINT UP-KEEP - GEN SUP - HS	\$686.00
		MAINT UP-KEEP - GEN SUP - HS	\$1,024.00
		MAINT UP-KEEP - GEN SUP - HS	\$570.60
		MAINT UP-KEEP - GEN SUP - HS	\$541.76
	SLO31 DONEL SLONCHKA	REIMBURSEMENT FOR E.S. SUPPLIES	\$16.80
		END OF YEAR E.S. REWARDS	\$16.54
	SUN56 SUNBURY CONTROLS, INC.	MAINT - GEN SUP - SCOTT	\$202.74
		MAINT - GEN SUP - ELEM SCH	\$1,084.92
		MAINT - GEN SUP - HS	\$245.22
		MAINT - GEN SUP - HS	\$245.22
		MAINT - GEN SUP - HS	\$245.22
		MAINT - GEN SUP - HS	\$140.84
		MAINT - GEN SUP - MS	\$52.84
		MAINT - GEN SUP - MS	\$67.20
	TEA52 TEACHER'S DISCOVERY	INSTRUCTIONAL - GEN SUP - HS WORLD LANGUAGES	\$24.20
	VOLO1 VOLKWEIN'S	SUPPLIES - HS MUSIC	\$297.81
		SUPPLIES - HS MUSIC	\$155.00
	WES56 WEST CENTRAL EQUIPMENT	MAINT - GEN SUP - B&G	\$124.85
		VEHICLE - GEN SUP	\$341.14
		Total for 610 General Supplies	\$55,380.95
	611 Uniforms		
	BSN21 BSN SPORTS, LLC	Softball - UNIFORMS	\$560.00
	CIN12 CINTAS	MAINT - UNIFORMS - MIDDLE SCHOOL	\$177.00
		MAINT - UNIFORMS - MIDDLE SCHOOL	\$65.00
	NAT41 NATALE SPORTING GOODS	Baseball - UNIFORMS	\$600.00
		Total for 611 Uniforms	\$1,402.00
	622 Electricity		
	SHA11 TOWNSHIP OF SHALER	Electricity - ELEM SCHOOL - MAY 2019	\$80.55
	626 Gasoline		
	ABC57 ABC TRANSIT, INC	DIESEL FUEL - invoice 1404969	\$-17,930.94
	PET52 PETROLEUM TRADERS CORP	DIESEL FUEL inv 1404969	\$17,930.94
		Total for 626 Gasoline	\$0.00
	635 Meals / Refreshments		
	SHA07 SHALER AREA CAFETERIA ACCT	VETERANS BREAKFAST AT THE MIDDLE SCHOOL 11/7/18	\$1,860.05
	640 Books		
	AMA12 AMAZON.COM	Community Services - Books	\$104.95
		Community Services - Books	\$104.84
	ORI06 OTC BRANDS, INC	Community Services - Books	\$38.83

Date: 06/12/19

Time: 10:25:38

Shaler Area School District
SUPPLEMENT C.1A 6-19-19 B 2018-2019

Page: 19

BAR046m

Release Dates 08/31/07 -
09/10/19

Vendor # 01BB - rai21

Invoice # #1ELECT - WPICC-
005631

Vendor#	Vendor Name	Description	Amount
18-19	Year		
	Fund 10		
640 Books			
	ORIO6 OTC BRANDS, INC	Community Services - Books	\$38.83
	PEA13 PEARSON EDUCATION	BURCHFIELD - BOOKS	\$55,572.53
		BURCHFIELD - BOOKS	\$34,151.43
		MARZOLF - BOOKS	\$77,760.76
		RESERVE - BOOKS	\$41,871.18
		SCOTT - BOOKS	\$83,608.61
		SCOTT - BOOKS	\$6,115.34
		BOOKS - ELEM SCHOOL LANG ARTS	\$39,842.50
		BOOKS - ELEM SCHOOL LANG ARTS	\$34,504.46
		BOOKS - ELEM SCHOOL LANG ARTS	\$7,521.46
		BOOKS - ELEM SCHOOL LANG ARTS	\$40,308.94
	SCH21 SCHOLASTIC INC	Community Services - Books	\$918.75
		Community Services - Books	\$918.75
Total for 640 Books			\$423,382.16
650 Supplies & Fees Technology Related			
	AG54 ASSETGENIE, INC	SOFTWARE SUPPLIES & LICENSING	\$198.00
		SOFTWARE SUPPLIES & LICENSING	\$79.00
	CDW01 CDW GOVERNMENT	SOFTWARE SUPPLIES & LICENSING	\$303.00
		SOFTWARE SUPPLIES & LICENSING	\$-228.68
		SOFTWARE SUPPLIES & LICENSING	\$228.68
		SOFTWARE SUPPLIES & LICENSING	\$303.00
	INF01 CUSTOM COMPUTER SPECIALISTS, INC.	SOFTWARE SUPPLIES & LICENSING	\$400.00
	PIT12 PITTSBURGH CARTRIDGE CO	SOFTWARE SUPPLIES & LICENSING	\$884.00
	S0004 SMOOTHWALL, INC.	SOFTWARE SUPPLIES & LICENSING	\$37,624.00
Total for 650 Supplies & Fees Technology Related			\$39,791.00
758 Capital New Hardware Software			
	CDW41 CDW GOVERNMENT	End-user New Eq&long-term Softwar	\$4,770.00
761 DO NOT USE			
	NOR35 BLUE TARP CREDIT SERVICES	Operation/bldg Svc - Non-capital Equipment Replacement	\$9,384.00
768 Capital Eq Harware Software Replace			
	DEL08 DELL MARKETING L.P.	Instruction-Regular Program - End-user Repl Eq&long-term Sof	\$28,065.00
810 Dues & Fees			
	MAD02 MAD SCIENCE OF PITTSBURGH	Gifted Support - Dues & Fees	\$325.00
	PAB02 PABCA	PA BOYX BASKETBALL COACHES ASSOCIATION	\$40.00
	PAS16 PASBO	DUES & FEES	\$250.00
	PIC53 PICPA	2019-2020 MEMBERSHIP DUES - S LUDWIG	\$350.00
	SHA07 SHALER AREA CAFETERIA ACCT	ATHLETIC LUNCHEON - 9/25/18	\$128.80

Date: 06/12/19

Shaler Area School District

Page: 20

Time: 10:25:38

SUPPLEMENT C.1A 6-19-19 B 2018-2019

BAR046m

Release Dates 08/31/07 -
09/10/19

Vendor # 01BB - rai21

Invoice # #1ELECT - WPICC-
005631

Vendor#	Vendor Name	Description	Amount
18-19	Year		
		Fund 10	
	810 Dues & Fees		
	82APC SHALER AREA HIGH SCHOOL	QUAD A BANQUET FEE	\$126.00
Total for 810 Dues & Fees			\$1,219.80

Total for Fund 10 \$1,459,131.00

18-19 \$1,459,131.00

Report Total \$1,459,131.00

Date: 06/12/19
 Time: 10:24:40

Shaler Area School District
 SUPPLEMENT C.1A 6-19-19 2018-
 2019

Page: 1
 BAR046i

Account Number	Description	Amount
CEN44 21ST CENTURY SOUND & SECURITY		
10-3272.610.000.00.00/3272610	LaCrosse Boys - General Supplies	\$120.00
10-3272.610.000.00.00/3272610	LaCrosse Boys - General Supplies	\$120.00
	Vendor Total	\$240.00
ABC21 ABC GLASS & MIRROR, LLC		
10-2620.430.000.19.00/262043019	MAINT - REPAIRS - ELEM SCH	\$52.65
ABC06 ABCO FIRE PROTECTION INC		
10-2620.431.000.19.00/262043119	Operation/bldg Svc - Preventive Maintenance	\$190.50
10-2620.431.000.31.00/262043131	Operation/bldg Svc - Preventive Maintenance	\$285.00
10-2620.431.000.35.00/262043135	Operation/bldg Svc - Preventive Maintenance	\$187.50
	Vendor Total	\$663.00
ABC57 ABC TRANSIT INC.		
ABC TRANSIT, INC		
10-1243.510.000.30.00/124351030	GIFTED- STUDENT TRANSPORT SVC - SECONDARY - ID 879	\$194.37
10-1243.510.000.30.00/124351030	GIFTED- STUDENT TRANSPORT SVC - SECONDARY-ID 999	\$157.60
10-1243.510.000.30.00/124351030	GIFTED- STUDENT TRANSPORT SVC - SECONDARY - ID 877	\$194.37
10-1243.510.000.30.00/124351030	GIFTED- STUDENT TRANSPORT SVC - SECONDARY - ID 897	\$194.37
10-1243.510.000.30.00/124351030	GIFTED- STUDENT TRANSPORT SVC - SECONDARY - ID 820	\$78.80
10-2190.510.890.15.00/219051089015	STUDENT TRANSPORT SVC - ID 1010	\$220.51
10-2190.510.890.31.00/219051089031	STUDENT TRANSPORT SVC - HIGH SCH - ID 932	\$194.37
10-2190.510.890.31.00/219051089031	STUDENT TRANSPORT SVC - HIGH SCH - 931	\$220.64
10-2190.510.890.31.00/219051089031	STUDENT TRANSPORT SVC - HIGH SCH - ID 930	\$220.51
10-2190.510.890.35.00/219051089035	STUDENT TRANSPORT SVC - MIDDLE SCH - ID859	\$126.08
10-2190.510.890.35.00/219051089035	STUDENT TRANSPORT SVC - MIDDLE SCH - ID 817	\$315.20
10-2190.510.890.35.00/219051089035	STUDENT TRANSPORT SVC - MIDDLE SCH - ID 1012	\$441.02
10-2720.513.000.00.00/2720513	STUDENT TRANSPORT-PUBLIC	\$273,702.70
10-2720.513.000.00.53/272051353	STUDENT TRANSPORT-BEATTIE TECH	\$12,842.80
10-2720.626.000.00.00/2720626	DIESEL FUEL - invoice 1404969	\$-17,930.94
10-2750.513.000.00.00/2750513	STUDENT TRANSPORT-NON-PUBLIC	\$104,426.73
10-2750.513.000.00.55/275051355	STUDENT TRANSPORT-SPECIAL EDUC	\$132,506.57
10-3215.510.000.00.00/3215510	Band/major/flag/drill Tm - STUDENT TRANSPORT SVC - ID 995	\$88.20
10-3215.510.000.00.00/3215510	Band/major/flag/drill Tm - STUDENT TRANSPORT SVC - ID 849	\$441.02
10-3215.580.000.35.00/321558035	Band/major/flag/drill Tm - IS - TRAVEL - ID 969	\$157.60
10-3221.510.000.00.00/3221510	Chorus - STUDENT TRANSPORT SVC - ID 995	\$88.20
10-3236.510.000.00.00/3236510	ORCHESTRA/STRINGS - STUDENTTRANSPORTSVC - ID 995	\$88.21
10-3236.510.000.00.00/3236510	ORCHESTRA/STRINGS - STUDENTTRANSPORTSVC - id 918	\$194.37
10-3236.510.000.00.00/3236510	ORCHESTRA/STRINGS - STUDENTTRANSPORTSVC - 919	\$194.37
10-3255.510.000.00.00/3255510	Baseball - STUDENT TRANSPORT SVC - 956	\$246.65
10-3255.510.000.00.00/3255510	Baseball - STUDENT TRANSPORT SVC - 971	\$194.37
10-3255.510.000.00.00/3255510	Baseball - STUDENT TRANSPORT SVC-979	\$194.37
10-3255.510.000.00.00/3255510	Baseball - STUDENT TRANSPORT SVC - 980	\$220.51
10-3255.510.000.00.00/3255510	Baseball - STUDENT TRANSPORT SVC - 972	\$194.37
10-3255.510.000.00.00/3255510	Baseball - STUDENT TRANSPORT SVC-977	\$194.37

Date: 06/12/19
Time: 10:24:40

Shaler Area School District
SUPPLEMENT C.1A 6-19-19 2018-
2019

Page: 2
BAR046i

Account Number	Description	Amount
ABC57 ABC TRANSIT INC.		
ABC TRANSIT, INC		
10-3255.510.000.00.00/3255510	Baseball - STUDENT TRANSPORT SVC - 957	\$194.37
10-3255.510.000.00.00/3255510	Baseball - STUDENT TRANSPORT SVC - 1031	\$194.37
10-3255.510.000.00.00/3255510	Baseball - STUDENT TRANSPORT SVC - 1023	\$194.37
10-3255.510.000.00.00/3255510	Baseball - STUDENT TRANSPORT SVC - 858	\$246.65
10-3255.510.000.00.00/3255510	Baseball - STUDENT TRANSPORT SVC - 907	\$194.37
10-3255.510.000.00.00/3255510	Baseball - STUDENT TRANSPORT SVC - 871	\$220.51
10-3255.510.000.00.00/3255510	Baseball - STUDENT TRANSPORT SVC - 860	\$220.51
10-3255.510.000.00.00/3255510	Baseball - STUDENT TRANSPORT SVC - 870	\$220.51
10-3255.510.000.00.00/3255510	Baseball - STUDENT TRANSPORT SVC - 861	\$194.37
10-3255.510.000.00.00/3255510	Baseball - STUDENT TRANSPORT SVC - 883	\$194.37
10-3255.510.000.00.00/3255510	Baseball - STUDENT TRANSPORT SVC - 882	\$220.51
10-3255.510.000.00.00/3255510	Baseball - STUDENT TRANSPORT SVC - 885	\$194.37
10-3255.510.000.00.00/3255510	Baseball - STUDENT TRANSPORT SVC - 953	\$194.37
10-3255.510.000.00.00/3255510	Baseball - STUDENT TRANSPORT SVC - 973	\$220.51
10-3255.510.000.00.00/3255510	Baseball - STUDENT TRANSPORT SVC - 981	\$194.37
10-3255.510.000.00.00/3255510	Baseball - STUDENT TRANSPORT SVC - 955	\$246.75
10-3255.510.000.00.00/3255510	Baseball - STUDENT TRANSPORT SVC - 982	\$194.37
10-3255.510.000.00.00/3255510	Baseball - STUDENT TRANSPORT SVC - 954	\$194.37
10-3255.510.000.00.00/3255510	Baseball - STUDENT TRANSPORT SVC - 1048	\$220.51
10-3271.510.000.00.00/3271510	LaCrosse Girls - STUDENT TRANSPORT SVC-913	\$233.58
10-3271.510.000.00.00/3271510	LaCrosse Girls - STUDENT TRANSPORT SVC - 910	\$220.51
10-3271.510.000.00.00/3271510	LaCrosse Girls - STUDENT TRANSPORT SVC - 912	\$194.37
10-3271.510.000.00.00/3271510	LaCrosse Girls - STUDENT TRANSPORT SVC - 911	\$194.37
10-3271.510.000.00.00/3271510	LaCrosse Girls - STUDENT TRANSPORT SVC - 915	\$220.51
10-3271.510.000.00.00/3271510	LaCrosse Girls - STUDENT TRANSPORT SVC - 916	\$194.37
10-3271.510.000.00.00/3271510	LaCrosse Girls - STUDENT TRANSPORT SVC - 914	\$194.37
10-3271.510.000.00.00/3271510	LaCrosse Girls - STUDENT TRANSPORT SVC - 881	\$245.71
10-3271.510.000.00.00/3271510	LaCrosse Girls - STUDENT TRANSPORT SVC - 898	\$194.37
10-3272.510.000.00.00/3272510	LaCrosse Boys - Student Transport Svc - 966	\$194.37
10-3272.510.000.00.00/3272510	LaCrosse Boys - Student Transport Svc - 965	\$233.58
10-3272.510.000.00.00/3272510	LaCrosse Boys - Student Transport Svc - 936	\$220.51
10-3272.510.000.00.00/3272510	LaCrosse Boys - Student Transport Svc - 1000	\$246.65
10-3272.510.000.00.00/3272510	LaCrosse Boys - Student Transport Svc - 1020	\$207.44
10-3272.510.000.00.00/3272510	LaCrosse Boys - Student Transport Svc - 869	\$233.78
10-3272.510.000.00.00/3272510	LaCrosse Boys - Student Transport Svc - 864	\$246.65
10-3277.510.000.00.00/3277510	Softball - STUDENT TRANSPORT SVC - 890	\$233.58
10-3277.510.000.00.00/3277510	Softball - STUDENT TRANSPORT SVC - 891	\$207.44
10-3277.510.000.00.00/3277510	Softball - STUDENT TRANSPORT SVC - 889	\$275.11
10-3277.510.000.00.00/3277510	Softball - STUDENT TRANSPORT SVC - 892	\$220.51
10-3277.510.000.00.00/3277510	Softball - STUDENT TRANSPORT SVC - 888	\$194.37
10-3277.510.000.00.00/3277510	Softball - STUDENT TRANSPORT SVC - 945	\$194.37
10-3277.510.000.00.00/3277510	Softball - STUDENT TRANSPORT SVC - 970	\$194.37
10-3277.510.000.00.00/3277510	Softball - STUDENT TRANSPORT SVC - 939	\$194.37
10-3277.510.000.00.00/3277510	Softball - STUDENT TRANSPORT SVC - 940	\$207.44
10-3277.510.000.00.00/3277510	Softball - STUDENT TRANSPORT SVC - 947	\$194.37
10-3277.510.000.00.00/3277510	Softball - STUDENT TRANSPORT SVC - 946	\$194.37
10-3277.510.000.00.00/3277510	Softball - STUDENT TRANSPORT SVC - 893	\$272.79
10-3277.510.000.00.00/3277510	Softball - STUDENT TRANSPORT SVC - 949	\$194.37
10-3277.510.000.00.00/3277510	Softball - STUDENT TRANSPORT SVC - 942	\$194.37
10-3277.510.000.00.00/3277510	Softball - STUDENT TRANSPORT SVC - 992	\$706.11

Date: 06/12/19
Time: 10:24:40

Shaler Area School District
SUPPLEMENT C.1A 6-19-19 2018-
2019

Page: 3
BAR046i

Account Number	Description	Amount
ABC57 ABC TRANSIT INC.		
ABC TRANSIT, INC		
10-3277.510.000.00/3277510	Softball - STUDENT TRANSPORT SVC - 1035	\$483.57
10-3277.510.000.00/3277510	Softball - STUDENT TRANSPORT SVC - 894	\$220.51
10-3277.510.000.00/3277510	Softball - STUDENT TRANSPORT SVC - 950	\$194.37
10-3277.510.000.00/3277510	Softball - STUDENT TRANSPORT SVC - 941	\$220.51
10-3277.510.000.00/3277510	Softball - STUDENT TRANSPORT SVC - 917	\$194.37
10-3277.510.000.00/3277510	Softball - STUDENT TRANSPORT SVC - 909	\$194.37
10-3280.510.000.00/3280510	Swimming - Boys & Girls - STUDENT TRANSPORT SVC - 851	\$272.79
10-3281.510.000.00/3281510	Bowling - Boys & Girls - Student Transport Svc - 824	\$194.37
10-3284.510.000.00/3284510	Tennis - Boys & Girls - STUDENT TRANSPORT SVC - 865	\$194.37
10-3284.510.000.00/3284510	Tennis - Boys & Girls - STUDENT TRANSPORT SVC - 1032	\$200.91
10-3284.510.000.00/3284510	Tennis - Boys & Girls - STUDENT TRANSPORT SVC - 927	\$194.37
10-3284.510.000.00/3284510	Tennis - Boys & Girls - STUDENT TRANSPORT SVC - 926	\$194.37
10-3288.510.000.00/3288510	Track - Boys & Girls - STUDENT TRANSPORT SVC - 857	\$246.65
10-3288.510.000.00/3288510	Track - Boys & Girls - STUDENT TRANSPORT SVC - 905	\$441.02
10-3288.510.000.00/3288510	Track - Boys & Girls - STUDENT TRANSPORT SVC - 873	\$246.65
10-3288.510.000.00/3288510	Track - Boys & Girls - STUDENT TRANSPORT SVC - 985	\$403.49
10-3288.510.000.00/3288510	Track - Boys & Girls - STUDENT TRANSPORT SVC - 983	\$388.74
10-3288.510.000.00/3288510	Track - Boys & Girls - STUDENT TRANSPORT SVC - 988	\$493.30
10-3288.510.000.00/3288510	Track - Boys & Girls - STUDENT TRANSPORT SVC - 928	\$441.02
10-3288.510.000.00/3288510	Track - Boys & Girls - STUDENT TRANSPORT SVC - 986	\$246.65
10-3288.510.000.00/3288510	Track - Boys & Girls - STUDENT TRANSPORT SVC - 874	\$246.75
10-3288.510.000.00/3288510	Track - Boys & Girls - STUDENT TRANSPORT SVC - 984	\$220.51
10-3288.510.000.00/3288510	Track - Boys & Girls - STUDENT TRANSPORT SVC - 1050	\$272.79
10-3288.510.000.00/3288510	Track - Boys & Girls - STUDENT TRANSPORT SVC - 987	\$493.30
10-3291.510.000.00/3291510	Volleyball - Boys - STUDENT TRANSPORT SVC - 959	\$220.51
10-3291.510.000.00/3291510	Volleyball - Boys - STUDENT TRANSPORT SVC - 962	\$325.07
10-3291.510.000.00/3291510	Volleyball - Boys - STUDENT TRANSPORT SVC - 958	\$220.51
10-3291.510.000.00/3291510	Volleyball - Boys - STUDENT TRANSPORT SVC - 904	\$194.37
10-3291.510.000.00/3291510	Volleyball - Boys - STUDENT TRANSPORT SVC - 924	\$194.37
10-3291.510.000.00/3291510	Volleyball - Boys - STUDENT TRANSPORT SVC - 991	\$194.37
10-3291.510.000.00/3291510	Volleyball - Boys - STUDENT TRANSPORT SVC - 989	\$194.37

Date: 06/12/19
 Time: 10:24:40

Shaler Area School District
 SUPPLEMENT C.1A 6-19-19 2018-
 2019

Page: 4
 BAR046i

Account Number	Description	Amount
ABC57 ABC TRANSIT INC.		
ABC TRANSIT, INC		
10-3291.510.000.00.00/3291510	Volleyball - Boys - STUDENT TRANSPORT SVC - 923	\$220.51
10-3291.510.000.00.00/3291510	Volleyball - Boys - STUDENT TRANSPORT SVC - 1029	\$220.51
10-3291.510.000.00.00/3291510	Volleyball - Boys - STUDENT TRANSPORT SVC - 866	\$194.37
10-3291.510.000.00.00/3291510	Volleyball - Boys - STUDENT TRANSPORT SVC - 839	\$275.11
10-3291.510.000.00.00/3291510	Volleyball - Boys - STUDENT TRANSPORT SVC - 837	\$220.51
10-3291.510.000.00.00/3291510	Volleyball - Boys - STUDENT TRANSPORT SVC - 836	\$220.64
10-3291.510.000.00.00/3291510	Volleyball - Boys - STUDENT TRANSPORT SVC - 834	\$246.65
10-3291.510.000.00.00/3291510	Volleyball - Boys - STUDENT TRANSPORT SVC - 867	\$194.37
10-3291.510.000.00.00/3291510	Volleyball - Boys - STUDENT TRANSPORT SVC - 961	\$220.51
10-3291.510.000.00.00/3291510	Volleyball - Boys - STUDENT TRANSPORT SVC - 990	\$194.37
10-3291.510.000.00.00/3291510	Volleyball - Boys - STUDENT TRANSPORT SVC - 1003	\$194.37
10-3291.510.000.00.00/3291510	Volleyball - Boys - STUDENT TRANSPORT SVC - 944	\$298.93
10-3291.510.000.00.00/3291510	Volleyball - Boys - STUDENT TRANSPORT SVC - 960	\$220.51
10-3291.510.000.00.00/3291510	Volleyball - Boys - STUDENT TRANSPORT SVC - 925	\$194.37
10-3291.510.000.00.00/3291510	Volleyball - Boys - STUDENT TRANSPORT SVC - 872	\$246.65
10-3291.510.000.00.00/3291510	Volleyball - Boys - STUDENT TRANSPORT SVC - 903	\$194.37
10-3291.510.000.00.00/3291510	Volleyball - Boys - STUDENT TRANSPORT SVC - 902	\$194.37
10-3299.510.000.00.00/3299510	Misc Athletics - STUDENT TRANSPORT SVC - 1051	\$157.60
10-3299.510.000.00.00/3299510	Misc Athletics - STUDENT TRANSPORT SVC - 1009	\$194.37
10-3299.510.000.00.00/3299510	Misc Athletics - STUDENT TRANSPORT SVC - 1011	\$157.60
10-3299.581.000.00.00/3299581	Misc Athletics - CHAMPIONSHIP PLAYOFF EXP - 1066	\$272.79
10-3299.581.000.00.00/3299581	Misc Athletics - CHAMPIONSHIP PLAYOFF EXP - 1065	\$207.44
10-3299.581.000.00.00/3299581	Misc Athletics - CHAMPIONSHIP PLAYOFF EXP - 1062	\$246.65
10-3299.581.000.00.00/3299581	Misc Athletics - CHAMPIONSHIP PLAYOFF EXP - 1068	\$189.63
10-3299.581.000.00.00/3299581	Misc Athletics - CHAMPIONSHIP PLAYOFF EXP - 1059	\$246.65
10-3299.581.000.00.00/3299581	Misc Athletics - CHAMPIONSHIP PLAYOFF EXP - 1067	\$441.02
10-3299.581.000.00.00/3299581	Misc Athletics - CHAMPIONSHIP PLAYOFF EXP - 1064	\$194.37
10-3299.581.000.00.00/3299581	Misc Athletics - CHAMPIONSHIP PLAYOFF EXP - 1063	\$220.51
10-3299.581.000.00.00/3299581	Misc Athletics - CHAMPIONSHIP PLAYOFF EXP - 1054	\$194.37
10-3299.581.000.00.00/3299581	Misc Athletics - CHAMPIONSHIP PLAYOFF EXP - 1060	\$220.51

Date: 06/12/19
 Time: 10:24:40

Shaler Area School District
 SUPPLEMENT C.1A 6-19-19 2018-
 2019

Page: 5
 BAR046i

Account Number	Description	Amount
ADV21 ADVANCE AUTO PARTS		
AAP FINANCIAL SERVICES		
		Vendor Total
		\$536,847.87
10-2620.610.000.13.00/262061013	MAINT - GEN SUP - MARZOLF	\$194.95
10-2620.610.000.13.00/262061013	MAINT - GEN SUP - MARZOLF	\$18.96
		Vendor Total
		\$213.91
AG54 AG iREPAIR		
ASSETGENIE, INC		
10-1110.438.000.00.00/1110438	Instruction-Regular Program - Maint&repair Infor Tech Eq/inf	\$59.00
10-1110.438.000.00.00/1110438	Instruction-Regular Program - Maint&repair Infor Tech Eq/inf	\$138.00
10-1110.438.000.31.00/1143831	MAINT&REPAIR INFOR TECH EQ/INFRA - HIGH SCHOOL	\$59.00
10-1110.438.000.31.00/1143831	MAINT&REPAIR INFOR TECH EQ/INFRA - HIGH SCHOOL	\$258.00
10-1110.650.000.00.00/11618	SOFTWARE SUPPLIES & LICENSING	\$198.00
10-1110.650.000.00.00/11618	SOFTWARE SUPPLIES & LICENSING	\$79.00
		Vendor Total
		\$791.00
AIU00 ALLEGHENY INTERMED. UNIT		
ALLEGHENY INTERMEDIATE UNIT		
10-1110.610.171.10.00/61017110	Instruction-Regular Program - ENGIN AIU	\$3,000.00
10-1211.322.000.10.00/121132210	FIFTH BILLING FOR SPECIAL ED SERVICES FOR 18- 19 SCHOOL YEAR	\$8,157.73
10-1211.322.000.30.00/121132230	FIFTH BILLING FOR SPECIAL ED SERVICES 18-19 SCHOOL YEAR	\$8,157.74
10-1211.563.000.10.00/121156310	FIFTH BILLING FOR SPECIAL ED SERVICES FOR 18/19 SCHOOL YEAR	\$5,857.69
10-1211.563.000.30.00/121156330	FIFTH BILLING FOR SPECIAL ED SERVICES 18-19 SCHOOL YEAR	\$8,085.70
10-1221.322.000.10.00/122132210	FIFTH BILLING FOR SPECIAL ED SERVICES 18-19 SCHOOL YEAR	\$9,753.37
10-1221.322.000.30.00/122132230	FIFTH BILLING FOR SPECIAL ED SERVICES 18-19 SCHOOL YEAR	\$3,435.68
10-1224.322.000.10.00/122432210	FIFTH BILLING FOR SPECIAL ED SERVICES 18-19 SCHOOL YEAR	\$4,596.05
10-1224.322.000.30.00/122432230	FIFTH BILLING FOR SPECIAL ED SERVICES 18-19 SCHOOL YEAR	\$468.75
10-1231.322.000.10.00/123132210	FIFTH BILLING FOR SPECIAL ED SERVICES 18-19 SCHOOL YEAR	\$5,293.23
10-1233.322.000.30.00/123332230	AUTISTIC - PROF EDUCATION SERV-IU - SECONDARY	\$-1,957.86
10-1260.322.000.00.00/1263220	PHYSICAL THERAPY - REGULAR ED	\$16.19
10-1260.322.000.00.55/126032255	PHYSICAL THERAPY - SPECIAL ED	\$2,859.06
10-1261.322.000.00.00/126132200	OCCUPATIONAL THERAPY - REGULAR ED	\$2,317.00
10-1261.322.000.00.55/126132255	OCCUPATIONAL THERAPY - SPECIAL ED	\$20,233.89
10-1280.322.000.10.00/128032210	SEPT-JUNE DART EI SERVICES	\$7,044.00
10-2190.330.890.10.00/219033089010	18-19 SCHOOL BASED ACCESS PROGRAM - PAYMENT 2 OF 2	\$8,750.00
10-2271.360.000.35.00/227136035	GRADES 7-8 MATH CURRICULUM - 2 COORDINATORS HALF DAY EACH	\$900.00
10-2620.538.000.00.00/2620538	TRANSPORT/TELECOMMUNICATIONS	\$1,880.00
10-2620.538.000.00.00/2620538	TRANSPORT/TELECOMMUNICATIONS	\$940.00
		Vendor Total
		\$99,788.21

Account Number	Description	Amount
ALL61 ALLEGHENY COUNTY HEALTH DEPARTMENT		
TREASURER OF ALLEGHENY COUNTY		
10-2620.434.000.11.00/262043411	Operation/bldg Svc	\$158.00
10-2620.434.000.13.00/262043413	Operation/bldg Svc - MAINT. REPAIRS KITCHEN	\$158.00
10-2620.434.000.14.00/262043414	Operation/bldg Svc - MAINT. REPAIRS KITCHEN	\$158.00
10-2620.434.000.19.00/262043419	Operation/bldg Svc - MAINT. REPAIRS KITCHEN	\$158.00
10-2620.434.000.31.00/262043431	Operation/bldg Svc - MAINT. REPAIRS KITCHEN	\$158.00
	Vendor Total	\$790.00
AMA12 AMAZON.COM		
10-2111.610.000.10.00/211061010	PUPIL PERS - GEN SUP - ELEM	\$223.88
10-2111.610.000.10.00/211061010	PUPIL PERS - GEN SUP - ELEM	\$5.99
10-2360.610.000.00.00/2360610	SUPT - GENERAL SUPPLIES	\$27.58
10-2380.610.000.35.00/238061035	PRINCIPAL - GENERAL SUPPLIES - MIDDLE SCH	\$154.00
10-2380.610.000.35.00/238061035	PRINCIPAL - GENERAL SUPPLIES - MIDDLE SCH	\$54.25
10-2519.610.000.00.00/2519610	FINANCIAL - GENERAL SUPPLIES	\$154.18
10-2620.610.000.35.00/262061035	MAINT - GEN SUP - MS	\$15.50
10-2620.610.000.35.00/262061035	MAINT - GEN SUP - MS	\$10.84
10-3300.640.411.13.00/3364041113	Community Services - Books	\$104.95
10-3300.640.411.14.00/3364041114	Community Services - Books	\$104.84
	Vendor Total	\$747.51
ALL43 APLS, INC		
10-2630.610.000.35.00/263061035	DARK PREMIUM SHREDED BARK	\$132.56
APP14 APPLE INC.		
10-1243.610.000.10.00/124361010	GIFTED - GENERAL SUPPLIES - ELEM	\$69.00
10-1243.610.000.10.00/124361010	GIFTED - GENERAL SUPPLIES - ELEM	\$68.00
	Vendor Total	\$137.00
AQU01 AQUA CLEAN COMPANY INC		
10-2620.610.000.19.00/262061019	MAINT - GEN SUP - ELEM SCH	\$507.50
10-2620.610.000.19.00/262061019	MAINT - GEN SUP - ELEM SCH	\$10.95
	Vendor Total	\$518.45
AQU02 AQUA FILTER FRESH INC		
10-1110.610.000.19.00/1161019	GENERAL SUPPLIES - ELEM SCHOOL	\$40.95
10-1110.610.000.19.00/1161019	GENERAL SUPPLIES - ELEM SCHOOL	\$48.70
10-2360.610.000.00.00/2360610	SUPT - GENERAL SUPPLIES	\$20.55
10-2360.610.000.00.00/2360610	SUPT - GENERAL SUPPLIES	\$6.95
	Vendor Total	\$117.15
BAR02 B & R POOLS & SWIM SHOP		
10-2620.430.000.19.00/262043019	MAINT - REPAIRS - ELEM SCH	\$167.89
10-2620.430.000.19.00/262043019	MAINT - REPAIRS - ELEM SCH	\$196.00
10-2620.430.000.19.00/262043019	MAINT - REPAIRS - ELEM SCH	\$196.00
	Vendor Total	\$559.89
BH01 BETHANY BAKER		
10-2836.360.000.00.00/2836360	REGISTRATION FOR PENSRA SYMPOSIUM 3/28-29, 2019	\$150.00
10-2836.581.000.00.00/2836581	PENSRA SYMPOSIUM 3/28-29, 2019 TOLLS, MILEAGE & HOTEL	\$343.36
	Vendor Total	\$493.36

Date: 06/12/19
 Time: 10:24:41

Shaler Area School District
 SUPPLEMENT C.1A 6-19-19 2018-
 2019

Page: 7
 BAR046i

Account Number	Description	Amount
BAL41 JOE BALL GMC		
10-2650.433.000.00.00/2650433	Vehicle Oper & Maint - Repairs & Maintenance Srvcs Vehi	\$451.63
BER03 JAMES BERNICK		
10-6999.000.000.00.00/6999	SPECIAL OLYMPICS UNIFIED BOCCE TEAM COACH	\$500.00
BLI01 BLICK ART MATERIALS		
10-1110.610.000.15.02/116101502	SCOTT - GENERAL SUPPLIES ART	\$90.40
BRA54 BRADFORD AREA SCHOOL DISTRICT		
10-1232.568.000.31.00/123256831	A.B. 3/1/19 - 3/21/19	\$2,400.00
BRI01 BRIGHTON MUSIC CENTER		
10-1110.430.000.31.12/114303112	REPAIR WORK FOR CONCERT	\$123.00
BRO05 BROOKAIRE COMPANY LLC		
10-2620.610.000.15.00/262061015	MAINT - GEN SUP - SCOTT	\$764.67
BSN21 BSN SPORTS / US GAMES BSN SPORTS, LLC		
10-3277.611.000.00.00/3277611	Softball - UNIFORMS	\$560.00
10-3288.610.000.00.00/3288610	Track - Boys & Girls - GENERAL SUPPLIES	\$80.00
	Vendor Total	\$640.00
BUC22 BUCKEYE CLEANING CENTER-PITTSBURGH BUCKEYE CLEANING CENTERS		
10-2620.610.000.11.23/6101123	MAINT - GEN SUP - BURCHFIELD	\$3,237.24
10-2620.610.000.13.23/6101323	MAINT - GEN SUP - MARZOLF	\$2,909.77
10-2620.610.000.14.23/6101423	MAINT - GEN SUP - RESERVE	\$1,020.30
10-2620.610.000.15.23/6101523	MAINT - GEN SUP - SCOTT	\$1,165.50
10-2620.610.000.19.23/6101923	MAINT - GEN SUP - ELEM SCH	\$1,743.32
10-2620.610.000.31.23/6103123	MAINT - GEN SUP - HS	\$6,272.63
10-2620.610.000.35.23/6103523	MAINT - GEN SUP - MS	\$4,424.19
	Vendor Total	\$20,772.95
BUG01 BUGS-B-GONE		
10-2620.430.000.01.23/4300123	MAINT - REPAIRS - BUTLER PLK	\$38.00
10-2620.430.000.11.23/4301123	MAINT - REPAIRS - BURCHFIELD	\$38.00
10-2620.430.000.13.23/4301323	MAINT - REPAIRS - MARZOLF	\$38.00
10-2620.430.000.14.23/4301423	MAINT - REPAIRS - RESERVE	\$38.00
10-2620.430.000.15.23/4301523	MAINT - REPAIRS - SCOTT	\$38.00
10-2620.430.000.15.23/4301523	MAINT - REPAIRS - SCOTT	\$51.00
10-2620.430.000.19.23/4301923	MAINT - REPAIRS - ELEM SCHOOL	\$43.00
10-2620.430.000.31.00/262043031	TREATED CONCESSION STAND & MEDIA BOX FOR CARPENTER BEES	\$125.00
10-2620.430.000.35.23/4303523	MAINT - REPAIRS - MIDDLE SCHOOL	\$41.00
	Vendor Total	\$450.00
CAP15 CAPITAL ASSET PROTECTION INC.		
10-2660.350.000.31.00/266035031	5/12/19 - 5/18/19	\$2,557.43
10-2660.350.000.31.00/266035031	5/12/19 - 5/18/19	\$600.09
10-2660.350.000.31.00/266035031	4/28/19 - 5/4/19	\$600.09
10-2660.350.000.31.00/266035031	5/05/19 - 5/11/19 SECURITY SERVICES	\$600.09
10-2660.350.000.31.00/266035031	4/28/19 - 5/4/19	\$2,629.73
10-2660.350.000.31.00/266035031	5/19/19 - 5/25/19	\$477.18
10-2660.350.000.31.00/266035031	MILEAGE 3/1/19 - 4/30/19	\$487.19

Date: 06/12/19
 Time: 10:24:41

Shaler Area School District
 SUPPLEMENT C.1A 6-19-19 2018-
 2019

Page: 8
 BAR046i

Account Number	Description	Amount
CAP15 CAPITAL ASSET PROTECTION INC.		
10-2660.350.000.31.00/266035031	5/19/19 - 5/25/19	\$1,899.52
10-2660.350.000.31.00/266035031	5/05/19 - 5/11/19 SECURITY SERVICES	\$2,566.94
10-2660.350.000.31.00/266035031	5/26/19 - 6/1/19	\$2,073.04
10-2660.350.000.31.00/266035031	5/26/19 - 6/1/19	\$477.18
10-3272.350.000.00.00/3272350	4/28/19 - 5/04/19 LACROSSE SECURITY	\$165.04
10-3273.350.000.31.00/327335031	SOCCER - BOYS 5/05/19 - 5/11/19	\$165.04
10-3291.350.000.00.00/3291350	VOLLEYBALL - 5/05/19 - 5/11/19	\$165.04
10-3291.350.000.00.00/3291350	4/28/19 - 5/04/19 VOLLEYBALL SECURITY	\$82.52
	Vendor Total	\$15,546.12
CAP52 CAPITAL TECHNOLOGIES CAPITAL TECHNOLOGIES, INC.		
10-2620.430.000.11.00/262043011	MAINT - REPAIRS - BURCHFIELD	\$29.13
10-2620.430.000.11.00/262043011	MAINT - REPAIRS - BURCHFIELD	\$29.17
10-2620.430.000.13.00/262043013	MAINT - REPAIRS- MARZOLF	\$29.17
10-2620.430.000.13.00/262043013	MAINT - REPAIRS- MARZOLF	\$29.13
10-2620.430.000.14.00/262043014	MAINT - REPAIRS - RESERVE	\$29.13
10-2620.430.000.14.00/262043014	MAINT - REPAIRS - RESERVE	\$29.17
10-2620.430.000.19.00/262043019	MAINT - REPAIRS - ELEM SCH	\$29.13
10-2620.430.000.19.00/262043019	MAINT - REPAIRS - ELEM SCH	\$29.17
10-2620.430.000.31.00/262043031	MAINT - REPAIRS - HS	\$254.35
10-2620.430.000.31.00/262043031	MAINT - REPAIRS - HS	\$254.15
10-2620.430.000.35.00/262043035	MAINT - REPAIRS - MIDDLE SCHOOL	\$29.13
10-2620.430.000.35.00/262043035	MAINT - REPAIRS - MIDDLE SCHOOL	\$29.17
	Vendor Total	\$800.00
CAR16 CAROLINA BIOLOGICAL SUPPLY COMPANY		
10-1110.610.000.14.61/6101461	SUPPLIES - RESERVE SCIENCE MODS	\$126.63
10-1110.610.000.14.61/6101461	SUPPLIES - RESERVE SCIENCE MODS	\$114.45
10-1110.610.000.14.61/6101461	SUPPLIES - RESERVE SCIENCE MODS	\$67.42
	Vendor Total	\$308.50
EH13 ERIKA CARSON ERIKA CARSON		
10-1241.582.000.10.00/124158210	APRIL & MAY 2019 MILEAGE	\$108.58
CDW01 CDW CDW GOVERNMENT		
10-1110.650.000.31.02/6183102	SOFTWARE SUPPLIES & LICENSING	\$303.00
10-1110.650.000.31.02/6183102	SOFTWARE SUPPLIES & LICENSING	\$228.68
10-1110.650.000.31.02/6183102	SOFTWARE SUPPLIES & LICENSING	\$228.68
10-1110.650.000.31.02/6183102	SOFTWARE SUPPLIES & LICENSING	\$303.00
	Vendor Total	\$606.00
CDW41 CDW-G CDW GOVERNMENT		
10-1110.758.000.10.00/1175810	End-user New Eq&long-term Softwar	\$4,770.00
CEL43 CELEDONIA ORGAN SERVICE		
10-1110.430.000.13.00/1143013	REPAIRS/MAINT - MARZOLF	\$189.88
10-1110.430.000.19.00/1143019	REPAIR OF PIANO	\$77.88
	Vendor Total	\$267.76

Date: 06/12/19
 Time: 10:24:41

Shaler Area School District
 SUPPLEMENT C.1A 6-19-19 2018-
 2019

Page: 9
 BAR046i

Account Number	Description	Amount
CEN13 CENTRAL POLY CORP		
10-2620.610.000.14.23/6101423	MAINT - GEN SUP - RESERVE	\$201.00
10-2620.610.000.15.23/6101523	MAINT - GEN SUP - SCOTT	\$268.00
10-2620.610.000.31.23/6103123	MAINT - GEN SUP - HS	\$1,005.00
	Vendor Total	\$1,474.00
CHA10 CHADDOCK		
10-1233.568.000.30.00/123356830	H.M. 4/1/19 - 4/30/19	\$3,563.07
CHI31 CHILDREN'S INSTITUTE		
THE CHILDREN'S INSTITUTE		
10-1233.323.000.10.00/123332310	T.K. TEACHER AIDE SERVICES 3/1/19 - 3/31/19	\$3,390.24
10-1233.323.000.10.00/123332310	T.K. TEACHER AIDE SERVICES 4/1/19 - 4/30/19	\$2,744.48
10-1233.323.000.10.00/123332310	T.K. TEACHER AIDE SERVICES 11/1/19 - 11/30/19	\$2,744.48
10-1233.323.000.10.00/123332310	T.K. TEACHER AIDE SERVICES 1/1/19 - 1/31/19	\$2,905.92
10-1233.323.000.10.00/123332310	T.K. TEACHER AIDE SERVICES 2/1/19 - 2/28/19	\$2,744.48
10-1233.323.000.10.00/123332310	T.K. TEACHER AIDE SERVICES 12/1/19 - 12/31/19	\$2,421.60
10-1270.567.000.10.00/127056710	T.K. 4 DAYS - 6/1/19-6/30/19	\$1,377.76
	Vendor Total	\$18,328.96
CIN12 CINTAS CORP.		
CINTAS		
10-2620.430.000.01.23/4300123	MAINT - REPAIRS - BUTLER PLK	\$18.03
10-2620.430.000.11.23/4301123	MAINT - REPAIRS - BURCHFIELD	\$75.78
10-2620.430.000.13.23/4301323	MAINT - REPAIRS - MARZOLF	\$95.88
10-2620.430.000.14.23/4301423	MAINT - REPAIRS - RESERVE	\$49.83
10-2620.430.000.14.23/4301423	MAINT - REPAIRS - RESERVE	\$49.83
10-2620.430.000.15.00/262043015	MAINT - REPAIRS - SCOTT	\$102.84
10-2620.430.000.15.00/262043015	MAINT - REPAIRS - SCOTT	\$102.84
10-2620.430.000.19.23/4301923	MAINT - REPAIRS - ELEM SCHOOL	\$111.67
10-2620.430.000.19.23/4301923	MAINT - REPAIRS - ELEM SCHOOL	\$111.67
10-2620.430.000.31.23/4303123	MAINT - REPAIRS - HIGH SCHOOL	\$104.22
10-2620.430.000.35.23/4303523	MAINT - REPAIRS - MIDDLE SCHOOL	\$86.04
10-2620.430.000.35.23/4303523	MAINT - REPAIRS - MIDDLE SCHOOL	\$86.04
10-2620.611.000.35.00/262061135	MAINT - UNIFORMS - MIDDLE SCHOOL	\$177.00
10-2620.611.000.35.00/262061135	MAINT - UNIFORMS - MIDDLE SCHOOL	\$65.00
	Vendor Total	\$1,236.67
CIT21 EDSYS INC-CITY CHARTER HIGH SCHOOL		
10-1110.562.000.31.00/1156231	J.B. & H.O. - BALANCE THROUGH MAY 2019	\$17,817.68
COM05 COMDOC		
10-2380.442.000.11.00/238044211	5/1/19 - 5/31/19	\$277.54
10-2380.442.000.13.00/238044213	5/1/19 - 5/31/19	\$252.77
10-2380.442.000.14.00/238044214	5/1/19 - 5/31/19	\$252.77
10-2380.442.000.15.00/238044215	5/1/19 - 5/31/19	\$530.31
10-2380.442.000.19.00/238044219	5/1/19 - 5/31/19	\$341.31
10-2380.442.000.31.00/238044231	5/1/19 - 5/31/19	\$1,028.06
10-2380.442.000.35.00/238044235	5/1/19 - 5/31/19	\$505.56
10-2519.442.000.00.00/2510442	5/1/19 - 5/31/19	\$210.18
10-2519.442.000.00.00/2510442	4/1/19 - 4/30/19 BLACK OVERAGE	\$79.82
10-2611.442.000.00.00/2610442	5/1/19 - 5/31/19	\$63.77
10-3249.442.000.31.00/324944231	5/1/19 - 5/31/19	\$63.77
	Vendor Total	\$3,605.86

Date: 06/12/19
Time: 10:24:41

Shaler Area School District
SUPPLEMENT C.1A 6-19-19 2018-
2019

Page: 10
BAR046i

Account Number	Description	Amount
COM88 COMMUNICATIONS CONSULTING, INC.		
10-2620.438.000.00.00/2620438	Operation/bldg Svc - Maint&repair Infor Tech Eq/infra	\$65.00
10-2620.438.000.00.00/2620438	Operation/bldg Svc - Maint&repair Infor Tech Eq/infra	\$32.50
Vendor Total		\$97.50
CON90 CONSOLIDATED COMMUNICATIONS CONSOLIDATED COMMUNICATIONS		
10-2620.538.000.01.00/262053801	5/16/19 - 6/15/19	\$216.39
10-2620.538.000.11.00/262053811	5/16/19 - 6/15/19	\$108.59
10-2620.538.000.12.00/262053812	5/16/19 - 6/15/19	\$108.20
10-2620.538.000.13.00/262053813	5/16/19 - 6/16/19	\$135.35
10-2620.538.000.14.00/262053814	5/16/19 - 6/15/19	\$54.21
10-2620.538.000.15.00/262053815	5/16/19 - 6/15/19	\$127.17
10-2620.538.000.31.00/262053831	5/16/19 - 6/15/19	\$586.15
10-2620.538.000.35.00/262053835	5/16/19 - 6/15/19	\$271.51
10-2620.538.000.35.00/262053835	5/16/19 - 6/15/19	\$407.77
10-2620.538.000.35.00/262053835	5/16/19 - 6/15/19	\$618.88
Vendor Total		\$2,634.22
011C LAURIE CORTAZZO		
10-2160.584.000.10.00/216058410	MILEAGE TO HOMELESS REGIONAL MEETING AT SEVEN SPRINGS	\$82.36
011C KATHY COYLE		
10-2611.584.000.00.00/2611584	MILEAGE - APRIL & MAY 2019	\$55.45
CRI21 JEFF CRITCHLOW AUTO BODY		
10-2650.433.000.00.00/2650433	Vehicle Oper & Maint - Repairs & Maintenance Srvcs Vehi	\$220.00
CRI03 CRITCHLOW ENTERPRISES INC		
10-2620.610.000.01.00/262061001	MAINT - GEN SUP - B&G	\$270.67
10-2630.610.000.19.00/263061019	MAINT UP-KEEP - GENERALSUPPLIES - ELEM SCH	\$527.98
Vendor Total		\$798.65
SUN02 CROWN CASTLE CROWN CASTLE FIBER LLC		
10-2620.538.000.00.00/2620538	TRANSPORT/TELECOMMUNICATIONS	\$2,476.88
CUD01 CUDDY ROOFING, INC.		
10-2620.430.000.19.00/262043019	MAINT - REPAIRS - ELEM SCH	\$746.18
INF01 CUSTOM COMPUTER SPECIALISTS, INC.		
10-2818.650.000.00.00/2818618	SOFTWARE SUPPLIES & LICENSING	\$400.00
DEA06 DEAR JOHN INC.		
10-2620.442.000.31.00/262044231	RENTAL-EQUIP&VEHICLES	\$62.50
10-2620.442.000.31.00/262044231	RENTAL-EQUIP&VEHICLES	\$62.50
Vendor Total		\$125.00
DEL08 DELL COMPUTER CORP. DELL MARKETING L. P.		
10-1110.768.000.00.00/1110768	Instruction-Regular Program - End-user Repl Eq&long-term Sof	\$28,065.00

Date: 06/12/19
 Time: 10:24:41

Shaler Area School District
 SUPPLEMENT C.1A 6-19-19 2018-
 2019

Page: 11
 BAR046i

Account Number	Description	Amount
PB01 PAULA DOBSON		
10-2360.610.000.00.00/2360610	REIMBURSE FOR STUDENT LUNCH FOR STUDENTS PARTICIPATING IN MA	\$32.71
DMG52 DYNAMIC MEASUREMENT GROUP		
10-1110.322.000.11.00/1132011	PURCH PROF/EDUC SVC	\$374.00
10-1110.322.000.13.00/1132013	PURCH PROF/EDUC SVC	\$332.00
10-1110.322.000.14.00/1132014	PURCH PROF/EDUC SVC	\$168.00
10-1110.322.000.15.00/1132015	PURCH PROF/EDUC SVC	\$382.00
10-1110.322.000.19.00/1132019	PURCH PROF/EDUC SVC	\$933.00
Vendor Total		\$2,189.00
KS35 KATHLEEN ELDER		
10-1241.582.000.30.00/124158230	MILEAGE - GIFTED SCREENING	\$31.32
ENT21 ENTERPRISE RENT-A-CAR		
ENTERPRISE RENT A CAR CO OF PGH LLC		
10-2650.442.000.00.00/2650442	RENTAL-EQUIP&VEHICLES	\$299.95
10-3284.510.000.00.00/3284510	Tennis - Boys & Girls - STUDENT TRANSPORT SVC - 4/8/19	\$114.32
10-3288.510.000.00.00/3288510	Track - Boys & Girls - STUDENT TRANSPORT SVC - 4/26/19	\$126.72
Vendor Total		\$540.99
FAM54 FAMILYLINKS, INC.		
FAMILYLINKS, INC.		
10-1231.568.000.10.00/123156810	B.M. MONTHLY ENROLLMENT	\$2,500.00
10-1231.568.000.10.00/123156810	B.M. FULL TIME 1:1 SUPPORT STAFF 19 DAYS @ \$124.00	\$2,356.00
Vendor Total		\$4,856.00
STR22 FIT OPTIMIZED SOLUTIONS		
10-2620.430.000.19.00/262043019	MAINT - REPAIRS - ELEM SCH	\$702.50
10-2620.430.000.35.00/262043035	MAINT - REPAIRS - MIDDLE SCHOOL	\$2,119.24
Vendor Total		\$2,821.74
97CF CYNTHIA FOHT		
10-2834.360.000.15.00/000000002507	EDUCATIONAL LEADERSHIP ACADEMY 2019-20 COURSE #1 AND #2	\$480.66
DF15 DANIELLE FRANC (RG)		
DANIELLE FRANC		
10-2271.581.000.15.00/227158115	READY GEN TRAINING 5/20/19	\$42.08
GER12 HARRY GERHARDT		
H GERHARDT SUPPLY		
10-2620.610.000.19.00/262061019	MAINT - GEN SUP - ELEM SCH	\$342.90
10-2620.610.000.19.00/262061019	MAINT - GEN SUP - ELEM SCH	\$46.91
Vendor Total		\$389.81
GLA21 GLADE RUN LUTHERAN SERVICES		
10-1225.322.000.30.00/122532230	T.T. APRIL DAY STUDENT SPEECH THERAPY	\$255.00
10-1225.322.000.30.00/122532230	D.S. APRIL DAY STUDENT SPEECH THERAPY	\$85.00
10-1260.322.000.30.00/126032230	T.T. APRIL2019 OCCUP/PHYS THERAPY DAY STUDENT	\$105.30
10-1442.568.000.31.00/144256831	D.S. APRIL 2019 DAY STUDENT 10 DAYS (4/12/19)	\$1,666.70
10-1442.568.000.31.00/144256831	T.T. MAY2019 DAY AUTISM STUDENT	\$4,420.00
10-1442.568.000.31.00/144256831	K.K. APRIL 2019 DAY ENHANCED STUDENT	\$3,556.00
Vendor Total		\$10,088.00

Date: 06/12/19
 Time: 10:24:41

Shaler Area School District
 SUPPLEMENT C.1A 6-19-19 2018-
 2019

Page: 12
 BAR046i

Account Number	Description	Amount
GLE04 GLENSHAW FEED & GARDEN CTR		
10-2630.610.000.31.00/263061031	ATHLETIC FIELD MARK LIME 50#	\$146.86
10-2650.610.000.31.00/265061031	FIELD MARKER LIME	\$157.35
	Vendor Total	\$304.21
GRA66 GRADE POINT RESOURCES LLC		
10-1231.323.000.30.00/123132330	CREDIT FOR C.L. MATERNITY LEAVE	\$-1,779.20
10-1290.322.000.10.98/12903221098	BEHAVIOR SPECIALIST C.S. - ESY	\$3,199.76
10-1290.322.000.10.98/12903221098	CURRICULUM AND VISUAL SUPPORTS - ESY	\$5,000.00
10-1290.322.000.10.98/12903221098	REINFORCERS K-3 / 16 DAYS -ESY	\$650.00
10-1290.610.000.00.98/129061098	CRAFTS K-2 / 16 DAYS	\$2,000.00
	Vendor Total	\$9,070.56
GRA01 GRAINGER		
10-2620.610.000.13.00/262061013	MAINT - GEN SUP - MARZOLF	\$62.40
10-2620.610.000.19.00/262061019	MAINT - GEN SUP - ELEM SCH	\$264.10
10-2620.610.000.31.00/262061031	MAINT - GEN SUP - HS	\$54.50
10-2620.610.000.31.00/262061031	MAINT - GEN SUP - HS	\$82.52
10-2620.610.000.35.00/262061035	MAINT - GEN SUP - MS	\$245.28
	Vendor Total	\$708.80
GRI01 E H GRIFFITH INC		
10-2650.610.000.00.00/2650610	VEHICLE - GEN SUP	\$278.29
01LG LEEANN GUIDO		
10-2160.581.000.31.00/216058131	PASAP 2019 CONFERENCE, STATE COLLEGE PA, 2/23/19 - 2/16/19	\$170.30
10-2160.581.000.31.00/216058131	PASAP APRIL BOARD MTG 4/26/19 STATE COLLEGE PA MILEAGE	\$145.00
10-2160.581.000.31.00/216058131	PASAP BOARD MEETING, STATE COLLEGE PA, 1/4/19 - 1/5/19	\$155.00
10-2160.582.000.30.55/21605823055	MILEAGE - JANUARY 2019 THROUGH APRIL 18, 2019	\$106.77
	Vendor Total	\$577.07
HAR42 HARBORCREEK YOUTH SERVICES		
10-1232.568.000.31.00/123256831	M.R. APRIL2019 18 DAYS	\$1,474.20
HAR05 HARMONY HOME HEALTHCARE		
10-2440.323.000.30.55/24403233055	A.S. 5/13/19 - 5/16/19 SCHOOL LPN	\$1,186.28
10-2440.323.000.30.55/24403233055	A.S. 5/6/19 - 5/9/19 SCHOOL LPN	\$1,315.53
10-2440.323.000.30.55/24403233055	A.S. SCHOOL LPN - 5/21/19 & 5/22/19	\$693.25
	Vendor Total	\$3,195.06
HAS01 D HASTINGS CO INC		
10-2620.610.000.19.00/262061019	MAINT - GEN SUP → ELEM SCH	\$9.98
10-2620.610.000.31.00/262061031	MAINT - GEN SUP - HS	\$11.14
10-2620.610.000.31.00/262061031	MAINT - GEN SUP - HS	\$12.58
10-2620.610.000.35.00/262061035	MAINT - GEN SUP - MS	\$19.98
10-2630.610.000.31.00/263061031	FIELDS	\$82.79
	Vendor Total	\$136.47
HAY04 KRISTIE HAYES		
10-3219.599.000.00.00/3219599	CHEERLEADING TRYOUT JUDGE - 4/17/19	\$150.00

Date: 06/12/19
Time: 10:24:41

Shaler Area School District
SUPPLEMENT C.1A 6-19-19 2018-
2019

Page: 13
BAR046i

Account Number	Description	Amount
HEN03 BRYAN & NICOLE HENSHAW		
10-2750.513.000.00.55/275051355	M.H. STUDENT TRANSPORTATION MAY 2019	\$2,000.00
10-2750.513.000.00.55/275051355	M.H. STUDENT TRANSPORTATION - 6/4/19 & 6/5/19	\$200.00
	Vendor Total	\$2,200.00
HHS53 HHS DR		
10-0132.031.000.00.00/0132031	SAES ROOF REPLACEMENT #3	\$11,202.00
10-0132.031.000.00.00/0132031	SAHS COOLING TOWER #3	\$682.00
	Vendor Total	\$11,884.00
HIT41 THE HITE CO		
MAYER ELECTRIC SUPPLY COMPANY, INC.		
10-2620.610.000.11.00/262061011	MAINT - GEN SUP - BURCHFIELD	\$10.50
10-2620.610.000.11.00/262061011	MAINT - GEN SUP - BURCHFIELD	\$41.01
10-2620.610.000.13.00/262061013	MAINT - GEN SUP - MARZOLF	\$6.81
10-2620.610.000.13.00/262061013	MAINT - GEN SUP - MARZOLF	\$10.94
10-2620.610.000.13.00/262061013	MAINT - GEN SUP - MARZOLF	\$106.71
10-2620.610.000.13.00/262061013	MAINT - GEN SUP - MARZOLF	\$8.83
10-2620.610.000.13.00/262061013	MAINT - GEN SUP - MARZOLF	\$41.63
10-2620.610.000.31.00/262061031	MAINT - GEN SUP - HS	\$5.40
10-2620.610.000.35.00/262061035	MAINT - GEN SUP - MS	\$160.02
	Vendor Total	\$391.85
HOM14 HOME DEPOT CREDIT SERVICES		
HOME DEPOT CREDIT SERVICES		
10-2620.610.000.01.00/262061001	MAINT - GEN SUP - B&G	\$48.87
10-2620.610.000.01.00/262061001	MAINT - GEN SUP - B&G	\$7.97
10-2620.610.000.11.00/262061011	MAINT - GEN SUP - BURCHFIELD	\$7.30
10-2620.610.000.11.00/262061011	MAINT - GEN SUP - BURCHFIELD	\$2.94
10-2620.610.000.13.00/262061013	MAINT - GEN SUP - MARZOLF	\$7.48
10-2620.610.000.31.00/262061031	MAINT - GEN SUP - HS	\$9.94
10-2620.610.000.35.00/262061035	MAINT - GEN SUP - MS	\$429.00
10-2620.610.000.35.00/262061035	MAINT - GEN SUP - MS	\$45.11
10-2630.610.000.01.00/263061001	GENERAL SUPPLIES	\$134.94
10-3288.610.000.00.00/3288610	LATCH & CARRY TOTES AND STORAGE BOXES	\$155.16
	Vendor Total	\$848.71
JH39 JUDY HORNE		
10-1241.281.000.10.00/128428110	JULY - SEPTEMBER 2019 - RETIREE INCENTIVE	\$1,585.05
HUC54 HUCKESTEIN MECHANICAL SERVICE, INC.		
10-2620.430.000.31.00/262043031	MAINT - REPAIRS - HS	\$735.56
10-2620.430.000.31.00/262043031	MAINT - REPAIRS - HS	\$513.00
10-2620.430.000.35.00/262043035	MAINT - REPAIRS - MIDDLE SCHOOL	\$481.50
	Vendor Total	\$1,730.06
HUG10 SCOTT HUGHES		
10-3288.583.000.31.00/328858331	MILEAGE - VARSITY TRACK & FIELD	\$236.64
INT26 INTERBORO PACKAGING CORP		
10-2620.610.000.01.23/6100123	MAINT - GEN SUP - B&G	\$433.50
10-2620.610.000.11.23/6101123	MAINT - GEN SUP - BURCHFIELD	\$444.60
10-2620.610.000.13.23/6101323	MAINT - GEN SUP - MARZOLF	\$296.40
10-2620.610.000.14.23/6101423	MAINT - GEN SUP - RESERVE	\$266.76
10-2620.610.000.15.23/6101523	MAINT - GEN SUP - SCOTT	\$370.50

Date: 06/12/19
Time: 10:24:41

Shaler Area School District
SUPPLEMENT C.1A 6-19-19 2018-
2019

Page: 14
BAR046i

Account Number	Description	Amount
INT26 INTERBORO PACKAGING CORP		
10-2620.610.000.31.23/6103123	MAINT - GEN SUP - HS	\$1,268.70
10-2620.610.000.35.23/6103523	MAINT - GEN SUP - MS	\$1,039.80
	Vendor Total	\$4,120.26
MIL21 JEM PRODUCTIONS		
10-3299.330.000.00.00/3299330	Misc Athletics - PURCH OTHER PROF SVC	\$1,375.00
10-3299.330.000.00.00/3299330	Misc Athletics - PURCH OTHER PROF SVC	\$1,925.00
10-3299.330.000.00.00/3299330	Misc Athletics - PURCH OTHER PROF SVC	\$550.00
	Vendor Total	\$3,850.00
JOS01 JOSTENS, INC.		
10-2310.610.000.00.00/2310610	BOARD SVC - GENERAL SUPPLIES	\$153.55
10-3228.610.000.00.00/3228610	Commencement - GENERAL SUPPLIES	\$8.31
	Vendor Total	\$161.86
JTT02 J&T TIRE CO INC		
J & T TIRE CO., INC		
10-2650.433.000.00.00/2650433	Vehicle Oper & Maint - Repairs & Maintenance Srvcs Vehi	\$1,268.83
10-2650.433.000.00.00/2650433	Vehicle Oper & Maint - Repairs & Maintenance Srvcs Vehi	\$462.80
10-2650.433.000.00.00/2650433	Vehicle Oper & Maint - Repairs & Maintenance Srvcs Vehi	\$104.56
	Vendor Total	\$1,836.19
JUS53 JUSTIFACTS CREDENTIAL VERIFICATION, INC.		
10-2839.330.000.00.00/2830330	PURCH OTHER PROF SVC	\$26.25
JK01 JOHN KAIB		
10-2611.584.000.00.00/2611584	MILEAGE - MAY 2019	\$206.94
10-2611.584.000.00.00/2611584	MILEAGE - APRIL 2019	\$212.63
	Vendor Total	\$419.57
KBP21 KB PORT LLC		
KBPORT		
10-1110.430.000.31.10/114303110	INSTRUCTIONAL - REPAIRS/MAINT - HS TECH ED	\$798.99
KEL01 KELLY INSURANCE GROUP IN		
10-2620.521.000.00.00/2620521	FLOOD INSURANCE - 1660 BUTLER PLANK ROAD	\$3,036.00
MK35 MARK KETCHEL		
10-1110.281.000.35.00/1128135	JULY - SEPTEMBER 2019 - RETIREE INCENTIVE	\$711.72
LAS02 BECCA LASKO		
10-3219.599.000.00.00/3219599	CHEERLEADING TRYOUT JUDGE - 4/17/19	\$150.00
AVL13 A V LAUTTAMUS COMMUNICATIONS, INC.		
10-2620.430.000.19.00/262043019	MAINT - REPAIRS - ELEM SCH	\$186.71
01DL DONALD LEE		
10-2360.281.000.00.00/2360281	JULY - SEPTEMBER 2019 - RETIREE INCENTIVE	\$736.68
LEO31 SAL LEO'S TREE SERVICE INC		
SAL LEO'S TREE SERVICE INC		
10-2620.430.000.11.00/262043011	MAINT - REPAIRS - BURCHFIELD	\$2,200.00
10-2620.430.000.12.00/262043012	MAINT - REPAIRS - JEFFERY	\$900.00
	Vendor Total	\$3,100.00

Date: 06/12/19
 Time: 10:24:42

Shaler Area School District
 SUPPLEMENT C.1A 6-19-19 2018-
 2019

Page: 15
 BAR046i

Account Number	Description	Amount
35DS DANA LIPTAK		
10-1110.281.000.11.00/1128111	JULY - SEPTEMBER 2019 - RETIREE INCENTIVE	\$2,700.00
JL01 JOANN LOREY		
10-2619.584.000.00.00/2619584	MILEAGE - JANUARY THROUGH JUNE 5TH - B & G TO SAMS	\$49.42
LUD44 SHERRI LUDWIG		
10-2360.530.000.00.37/236053037	MAIL BOND DOCUMENT	\$25.50
10-2519.581.000.00.00/2519581	MILEAGE FOR ELEMENTS OF GOVERNMENT FUND ACCOUNTING	\$34.99
10-2519.581.000.00.00/2519581	FORECAST 5 CONFERENCE	\$67.08
10-2519.581.000.00.00/2519581	MILEAGE - ELEMENTS OF NON PROFIT ACCOUNTING	\$19.51
10-2519.610.000.00.00/2519610	CELL PHONE - JULY 2018 - JULY 2019	\$330.00
10-6999.000.000.00.00/6999	DUQUESNE LIGHT DEPOSIT SCOTT PRIMARY	\$252.50
	Vendor Total	\$729.58
LUG01 LUGAILA MECHANICAL INC		
10-0132.031.000.00.00/0132031	SAES ROOF HVAC LUGAILA #1	\$8,928.00
MAD02 MAD SCIENCE OF PITTSBURGH		
10-1243.810.000.30.00/124381030	Gifted Support - Dues & Fees	\$325.00
MAF06 MAFFEI STRAYER FURNISHINGS, INC		
10-2620.430.000.19.00/262043019	MAINT - REPAIRS - ELEM SCH	\$500.00
10-2620.430.000.31.00/262043031	MAINT - REPAIRS - HS	\$900.00
	Vendor Total	\$1,400.00
MAI33 MAIELLO, BRUNGO & MAIELLO, LLP		
10-2350.330.000.00.55/235033055	PURCH OTHER PROF SVC	\$25.00
MAL01 M MALLINGER & CO INC		
10-2620.610.000.35.00/262061035	MAINT - GEN SUP - MS	\$850.00
MAX53 MAXIM HEALTHCARE SERVICES, INC.		
MAXIM HEALTHCARE SERVICES, INC.		
10-2440.323.000.10.55/24403231055	E.S. 4/22/19 - 4/26/19	\$303.34
10-2440.323.000.10.55/24403231055	E.S. AND SWIMMING SUB 4/15/19 - 4/20/19	\$723.16
10-2440.323.000.10.55/24403231055	E.S. 4/29/19 - 5/4/19 & SWIMMING 4/12, 4/22 & 4/27/19	\$649.84
10-2440.323.000.30.55/24403233055	J.B., S.P. & E.N, 4/22/19 - 4/26/19	\$701.16
10-2440.323.000.30.55/24403233055	J.B. & S.P. 4/29/19 - 5/4/19	\$606.66
10-2440.323.000.30.55/24403233055	J.B., S.P. & E.N. 4/15/19 - 4/20/19	\$782.84
	Vendor Total	\$3,767.00
MEL02 JOHN H MELANEY		
10-1110.430.000.31.12/114303112	REPAIRS/MAINT - HS MUSIC	\$95.00
10-1110.430.000.35.12/4303512	PIANO TUNING FOR SPRING CONCERT	\$95.00
	Vendor Total	\$190.00
MAR15 MARS HOME FOR YOUTH		
MHY FAMILY SERVICES		
10-1442.568.000.31.00/144256831	G.G. 4/1/19 - 4/30/19 LONGMORE ACADEMY	\$1,080.00
EG35 ELOISE MILLIGAN		
10-2834.581.411.14.00/283458141114	PAFPC ANNUAL CONF - MAY 5-8, 2019 - 7 SPRINGS	\$116.09

Date: 06/12/19
 Time: 10:24:42

Shaler Area School District
 SUPPLEMENT C.1A 6-19-19 2018-
 2019

Page: 16
 BAR046i

Account Number	Description	Amount
MOB23 MOBILE STORAGE GROUP		
MOBILE MINI		
10-2620.430.000.01.00/262043001	MAINT - REPAIRS - BUTLER PLK	\$67.00
10-2620.430.000.01.00/262043001	MAINT - REPAIRS - BUTLER PLK	\$67.00
10-2620.430.000.01.00/262043001	MAINT - REPAIRS - BUTLER PLK	\$75.00
10-2620.430.000.01.00/262043001	MAINT - REPAIRS - BUTLER PLK	\$83.36
10-2620.610.000.15.23/6101523	MAINT - GEN SUP - SCOTT	\$88.57
10-2620.610.000.15.23/6101523	MAINT - GEN SUP - SCOTT	\$67.00
10-2620.610.000.15.23/6101523	MAINT - GEN SUP - SCOTT	\$67.00
	Vendor Total	\$514.93
MON16 MON D AID CLEANIT CO		
MON-D-AID & CLEANIT CO., INC.		
10-2620.610.000.01.23/6100123	MAINT - GEN SUP - B&G	\$1,548.40
10-2620.610.000.11.23/6101123	MAINT - GEN SUP - BURCHFIELD	\$139.88
10-2620.610.000.13.23/6101323	MAINT - GEN SUP - MARZOLF	\$59.25
10-2620.610.000.15.23/6101523	MAINT - GEN SUP - SCOTT	\$381.42
10-2620.610.000.19.23/6101923	MAINT - GEN SUP - ELEM SCH	\$14.70
10-2620.610.000.31.23/6103123	MAINT - GEN SUP - HS	\$82.60
10-2620.610.000.35.23/6103523	MAINT - GEN SUP - MS	\$93.19
	Vendor Total	\$2,319.44
MRJ03 MR JOHN OF PITTSBURGH		
10-2620.430.000.19.23/4301923	MAINT - REPAIRS - ELEM SCHOOL	\$107.00
10-2620.430.000.31.00/262043031	MAINT - REPAIRS - HS	\$107.00
10-2620.430.000.31.00/262043031	MAINT - REPAIRS - HS	\$65.00
10-2620.430.000.31.00/262043031	MAINT - REPAIRS - HS	\$214.00
10-2620.430.000.31.23/4303123	MAINT - REPAIRS - HIGH SCHOOL	\$117.00
10-2620.430.000.31.23/4303123	MAINT - REPAIRS - HIGH SCHOOL	\$107.00
10-2620.430.000.31.23/4303123	MAINT - REPAIRS - HIGH SCHOOL	\$107.00
10-2620.430.000.31.23/4303123	MAINT - REPAIRS - HIGH SCHOOL	\$107.00
10-2620.430.000.35.23/4303523	MAINT - REPAIRS - MIDDLE SCHOOL	\$214.00
	Vendor Total	\$1,145.00
MSZ01 SUSAN ELIZABETH MSZYCO		
SUSAN ELIZABETH MSZYCO		
10-2140.330.000.10.00/214033010	L.H. FULL ASSESSMENT & EVALUATION REPORT	\$500.00
10-2140.330.000.10.00/214033010	R.M. FULL RE-ASSESSMENT & RE-EVALUATION REPORT	\$500.00
10-2140.330.000.30.00/214033030	E.W. FULL ASSESSMENT & EVALUATION REPORT	\$500.00
	Vendor Total	\$1,500.00
MAH04 MaherDuessel		
10-2519.330.000.00.00/2510330	FINAL PMT FOR AUDIT SERVICES FOR YEAR ENDING 6/30/18.	\$3,750.00
NAP21 NAPA AUTO/TRUCK PARTS OF ETNA		
10-2620.610.000.01.00/262061001	MAINT - GEN SUP - B&G	\$26.00
10-2620.610.000.01.00/262061001	MAINT - GEN SUP - B&G	\$9.99
	Vendor Total	\$35.99
NAT41 NATALE SPORTING GOODS INC		
NATALE SPORTING GOODS		
10-3255.611.000.00.00/3255611	Baseball - UNIFORMS	\$600.00

Date: 06/12/19
Time: 10:24:42

Shaler Area School District
SUPPLEMENT C.1A 6-19-19 2018-
2019

Page: 17
BAR046i

Account Number	Description	Amount
NIC06 NICKLAS SUPPLY		
10-2620.610.000.11.00/262061011	MAINT - GEN SUP - BURCHFIELD	\$29.36
NOR35 NORTHERN TOOL & EQUIPMENT CO. BLUE TARP CREDIT SERVICES		
10-2620.761.000.11.00/000000002206	Operation/bldg Svc - Non-capital Equipment Replacement	\$9,384.00
NOV54 NOVA SPORTS		
10-3265.410.000.00.00/3265410	Football - CLEANING SERVICES	\$60.65
10-3265.410.000.00.00/3265410	Football - CLEANING SERVICES	\$565.50
	Vendor Total	\$626.15
OFF03 OFFICE DEPOT BUSINESS SVC. DIV. OFFICE DEPOT		
10-1110.610.000.35.00/1161035	GENERAL SUPPLIES - MIDDLE SCHOOL	\$11.68
10-1110.610.000.35.00/1161035	GENERAL SUPPLIES - MIDDLE SCHOOL	\$109.84
10-2380.610.000.13.00/238061013	PRINCIPAL - GENERAL SUPPLIES - MARZOLF	\$28.89
10-2519.610.000.00.00/2519610	FINANCIAL - GENERAL SUPPLIES	\$46.32
10-2519.610.000.00.00/2519610	FINANCIAL - GENERAL SUPPLIES	\$38.13
	Vendor Total	\$234.86
ORI06 ORIENTAL TRADING CO INC OTC BRANDS, INC		
10-3300.640.411.13.00/3364041113	Community Services - Books	\$38.83
10-3300.640.411.14.00/3364041114	Community Services - Books	\$38.83
	Vendor Total	\$77.66
PAB02 PABCA		
10-3257.810.000.00.00/3257810	PA BOYX BASKETBALL COACHES ASSOCIATION	\$40.00
CP35 CHRISTINA PALLADINO (HS) CHRISTINA PALLADINO		
10-1241.582.000.30.00/124158230	MILEAGE - GIFTED SCREENINGS & MEETINGS	\$28.59
PEN21 PA MUNICIPAL SVC CO		
10-2334.332.000.00.00/2334332	APRIL 2019 - DELINQUENT REAL ESTATE TAX	\$69.56
PAS16 PASBO		
10-2620.810.000.14.00/262081014	DUES & FEES	\$250.00
PEA13 PEARSON EDUCATION		
10-1110.640.000.11.05/116401105	BURCHFIELD - BOOKS	\$55,572.53
10-1110.640.000.11.05/116401105	BURCHFIELD - BOOKS	\$34,151.43
10-1110.640.000.13.05/116401305	MARZOLF - BOOKS	\$77,760.76
10-1110.640.000.14.05/116401405	RESERVE - BOOKS	\$41,871.18
10-1110.640.000.15.05/116401505	SCOTT - BOOKS	\$83,608.61
10-1110.640.000.15.05/116401505	SCOTT - BOOKS	\$6,115.34
10-1110.640.000.19.05/116401905	BOOKS - ELEM SCHOOL LANG ARTS	\$39,842.50
10-1110.640.000.19.05/116401905	BOOKS - ELEM SCHOOL LANG ARTS	\$34,504.46
10-1110.640.000.19.05/116401905	BOOKS - ELEM SCHOOL LANG ARTS	\$7,521.46
10-1110.640.000.19.05/116401905	BOOKS - ELEM SCHOOL LANG ARTS	\$40,308.94
	Vendor Total	\$421,257.21

Date: 06/12/19
Time: 10:24:42

Shaler Area School District
SUPPLEMENT C.1A 6-19-19 2018-
2019

Page: 18
BAR046i

Account Number	Description	Amount
PEP12 J W PEPPER & SON, INC.		
10-1110.610.000.19.00/1161019	GENERAL SUPPLIES - ELEM SCHOOL	\$7.99
10-1110.610.000.31.12/116103112	SUPPLIES - HS MUSIC	\$38.98
10-1110.610.000.31.12/116103112	SUPPLIES - HS MUSIC	\$10.99
10-1110.610.000.31.12/116103112	SUPPLIES - HS MUSIC	\$9.75
10-1110.610.000.31.12/116103112	SUPPLIES - HS MUSIC	\$231.24
10-1110.610.000.31.12/116103112	SUPPLIES - HS MUSIC	\$92.74
10-1110.610.000.31.12/116103112	SUPPLIES - HS MUSIC	\$82.98
10-1110.610.000.31.12/116103112	SUPPLIES - HS MUSIC	\$120.24
	Vendor Total	\$594.91
PER14 PERFORMER'S CORNER		
10-3215.599.000.00.00/3215599	BAND FRONT TRYOUT JUDGES - 5/22/19	\$450.00
PES21 PESI, INC		
10-2271.581.000.13.00/227158113	Staff Dev/instruct/certified	\$399.98
PES06 PESTCO INC		
10-2620.430.000.11.23/4301123	MAINT - REPAIRS - BURCHFIELD	\$65.00
10-2620.430.000.11.23/4301323	MAINT - REPAIRS - MARZOLF	\$40.00
10-2620.430.000.13.23/4301323	MAINT - REPAIRS - MARZOLF	\$40.00
10-2620.430.000.14.23/4301423	MAINT - REPAIRS - RESERVE	\$30.00
10-2620.430.000.15.00/262043015	MAINT - REPAIRS - SCOTT	\$85.00
10-2620.430.000.19.23/4301923	MAINT - REPAIRS - ELEM SCHOOL	\$120.00
10-2620.430.000.31.23/4303123	MAINT - REPAIRS - HIGH SCHOOL	\$255.55
10-2620.430.000.31.23/4303123	MAINT - REPAIRS - HIGH SCHOOL	\$255.55
10-2620.430.000.35.23/4303523	MAINT - REPAIRS - MIDDLE SCHOOL	\$200.00
	Vendor Total	\$1,091.10
PET52 PETROLEUM TRADERS CORP		
10-2720.626.000.00.00/2720626	DIESEL FUEL inv 1404969	\$17,930.94
PIC53 PICPA		
PICPA		
10-2360.810.000.00.00/2360810	2019-2020 MEMBERSHIP DUES - S LUDWIG	\$350.00
PIT73 PITTSBURGH AIR SYSTEMS, INC.		
10-2620.610.000.31.00/262061031	MAINT - GEN SUP - HS	\$113.90
PIT12 PITTSBURGH CARTRIDGE CO		
10-1110.650.000.00.00/11618	SOFTWARE SUPPLIES & LICENSING	\$884.00
PIT93 PITTSBURGH LAUNDRY SYSTEMS/PGH APPLIANCE		
10-1110.610.000.31.09/116103109	SUPPLIES - HS FAMILY & CONSUMER SCIENCE	\$1,475.00
PIT41 PITTSBURGH POST-GAZETTE		
10-2519.549.000.00.00/2510540	ADVERTISING	\$1,760.30
PIT56 PITTSBURGH TROPHY CO.		
10-2310.610.000.00.00/2310610	BOARD SVC - GENERAL SUPPLIES	\$21.75
PPG56 PPG ARCHITECTURAL COATINGS		
PPG ARCHITTECTORAL FINISHES		
10-2620.610.000.31.00/262061031	MAINT - GEN SUP - HS	\$531.05
10-2620.610.000.35.00/262061035	MAINT - GEN SUP - MS	\$77.32
	Vendor Total	\$608.37

Date: 06/12/19
Time: 10:24:42

Shaler Area School District
SUPPLEMENT C.1A 6-19-19 2018-
2019

Page: 19
BAR046i

Account Number	Description	Amount
PRO66 PROVIDENT CHARTER SCHOOL		
10-1110.562.000.10.00/1156210	AH, BK, EL, AM, MN, ER & AW MAY 2019	\$13,394.05
PSY04 PSYCHOLOGICAL ASSOCIATES		
10-2140.330.000.10.00/214033010	A.G. IEE EVALUATION	\$1,950.00
PYR21 PYRAMID SCHOOL PRODUCTS		
10-2620.610.000.01.23/6100123	MAINT - GEN SUP - B&G	\$194.90
10-2620.610.000.11.23/6101123	MAINT - GEN SUP - BURCHFIELD	\$38.98
10-2620.610.000.13.23/6101323	MAINT - GEN SUP - MARZOLF	\$77.96
10-2620.610.000.14.23/6101423	MAINT - GEN SUP - RESERVE	\$38.98
10-2620.610.000.15.23/6101523	MAINT - GEN SUP - SCOTT	\$77.96
10-2620.610.000.31.23/6103123	MAINT - GEN SUP - HS	\$293.11
	Vendor Total	\$721.89
QUE01 QUEST DIAGNOSTICS		
10-2839.330.000.00.00/2830330	PURCH OTHER PROF SVC	\$35.50
RAP54 RAPTOR TECHNOLOGIES, LLC		
10-1110.610.000.19.00/1161019	GENERAL SUPPLIES - ELEM SCHOOL	\$100.00
CR31 CLINT RAUSCHER		
10-2519.580.000.00.00/2510580	JUNE 2019 CELL PHONE REIMBURSEMENT	\$30.00
10-3251.581.000.00.00/3251581	MAY 2019 MILEAGE	\$248.36
10-3251.581.000.00.00/3251581	PSADA STATE CONFERENCE - 3/29-22, 2019 - HERSHEY, PA	\$811.20
10-3251.584.000.00.00/3251584	MILEAGE JANUARY THROUGH APRIL 2019	\$357.57
	Vendor Total	\$1,447.13
RAY01 RAYBURG APPLIANCE SERVICE, INC.		
10-2620.430.000.19.00/262043019	MAINT - REPAIRS - ELEM SCH	\$261.00
10-2620.430.000.19.00/262043019	MAINT - REPAIRS - ELEM SCH	\$516.00
10-2620.434.000.19.00/262043419	Operation/bldg Svc - MAINT. REPAIRS KITCHEN	\$563.10
10-2620.434.000.31.00/262043431	Operation/bldg Svc - MAINT. REPAIRS KITCHEN	\$1,095.99
	Vendor Total	\$2,436.09
ALL55 ALLIED WASTE SERVICES		
REPUBLIC SERVICES, INC.		
10-2620.411.000.01.00/262041101	MAINT -DISPOSAL SERVICES - BUTLER PLANK	\$540.31
10-2620.411.000.11.00/262041111	MAINT -DISPOSAL SERVICES - BURCHFIELD	\$313.95
10-2620.411.000.11.00/262041111	MAINT -DISPOSAL SERVICES - BURCHFIELD	\$313.95
10-2620.411.000.13.00/262041113	MAINT - DISPOSAL SERVICES - MARZOLF	\$313.95
10-2620.411.000.13.00/262041113	MAINT - DISPOSAL SERVICES - MARZOLF	\$313.95
10-2620.411.000.14.00/262041114	MAINT - DISPOSAL SERVICES - RESERVE	\$304.50
10-2620.411.000.14.00/262041114	MAINT - DISPOSAL SERVICES - RESERVE	\$304.50
10-2620.411.000.15.00/262041115	MAINT - DISPOSAL SERVICES - SCOTT	\$307.65
10-2620.411.000.15.00/262041115	MAINT - DISPOSAL SERVICES - SCOTT	\$307.65
10-2620.411.000.19.00/262041119	MAINT - Disposal Services - ELEM SCHOOL	\$599.55
10-2620.411.000.19.00/262041119	MAINT - Disposal Services - ELEM SCHOOL	\$599.55
10-2620.411.000.31.00/262041131	MAINT - DISPOSAL SERVICES - HS	\$782.24
10-2620.411.000.31.00/262041131	MAINT - DISPOSAL SERVICES - HS	\$782.24
10-2620.411.000.35.00/262041135	MAINT - DISPOSAL SERVICES - MIDDLE SCHOOL	\$599.54
10-2620.411.000.35.00/262041135	MAINT - DISPOSAL SERVICES - MIDDLE SCHOOL	\$599.54
	Vendor Total	\$6,983.07

Date: 06/12/19
Time: 10:24:42

Shaler Area School District
SUPPLEMENT C.1A 6-19-19 2018-
2019

Page: 20
BAR046i

Account Number	Description	Amount
RIC53 RICCI'S REPAIR, LLC		
10-2650.433.000.00.00/2650433	Vehicle Oper & Maint - Repairs & Maintenance Srvcs Vehi	\$760.10
10-2650.433.000.00.00/2650433	Vehicle Oper & Maint - Repairs & Maintenance Srvcs Vehi	\$662.16
10-2650.433.000.00.00/2650433	Vehicle Oper & Maint - Repairs & Maintenance Srvcs Vehi	\$1,509.39
	Vendor Total	\$2,931.65
RIP57 NATALIA RIPPOLE		
10-3219.599.000.00.00/3219599	CHEERLEADING TRYOUT JUDGE - 4/17/19	\$150.00
ROB10 PATRICIA M ROBINSON		
PATRICIA M ROBINSON		
10-2140.330.000.10.00/214033010	J.C. & L.L. - CONTRACT SCHOOL PSYCHOLOGIST	\$1,000.00
ROB18 ROBINSON PIPE CLEANING		
10-2630.430.000.14.00/263043014	GROUNDS UP-KEEP - MAINT - RESERVE	\$740.00
ROS06 ROSSI FLOOR TECHNOLOGIES		
10-2620.430.000.15.00/262043015	MAINT - REPAIRS - SCOTT	\$132.86
10-2620.430.000.31.23/4303123	MAINT - REPAIRS - HIGH SCHOOL	\$338.16
	Vendor Total	\$471.02
TR31 TIMOTHY ROYALL		
10-2380.584.000.31.00/238058431	MILEAGE FOR APRIL, MAY & JUNE 2019	\$222.38
RUS02 RUSMUR FLOORS		
10-2620.610.000.31.00/262061031	MAINT - GEN SUP - HS	\$52.33
JS12 JESSICA SANSOTTA (JF)		
JESSICA SANSOTTA		
10-2271.581.000.15.00/227158115	OBSERVE READY GEN 5/20/19	\$9.53
SCH44 SCHAEGLER YESCO		
10-2620.610.000.11.00/262061011	MAINT - GEN SUP - BURCHFIELD	\$962.50
10-2620.610.000.11.00/262061011	MAINT - GEN SUP - BURCHFIELD	\$814.82
10-2620.610.000.35.00/262061035	MAINT - GEN SUP - MS	\$78.69
	Vendor Total	\$1,856.01
SCH06 TED C. SCHAFFER MD		
10-2420.330.000.00.00/2420330	2018-2019 4TH QUARTER	\$5,362.53
SCH24 SCHINDLER ELEVATOR CORP		
10-2620.430.000.11.00/262043011	MAINT - REPAIRS - BURCHFIELD	\$488.24
10-2620.430.000.13.00/262043013	MAINT - REPAIRS- MARZOLF	\$488.24
10-2620.430.000.15.00/262043015	MAINT - REPAIRS - SCOTT	\$488.24
10-2620.430.000.31.00/262043031	MAINT - REPAIRS - HS	\$976.51
10-2620.430.000.35.00/262043035	MAINT - REPAIRS - MIDDLE SCHOOL	\$488.24
	Vendor Total	\$2,929.47
SCH21 SCHOLASTIC CLASSROOM MAGAZINE		
SCHOLASTIC INC		
10-3300.640.411.13.00/3364041113	Community Services - Books	\$918.75
10-3300.640.411.14.00/3364041114	Community Services - Books	\$918.75
	Vendor Total	\$1,837.50

Date: 06/12/19
 Time: 10:24:42

Shaler Area School District
 SUPPLEMENT C.1A 6-19-19 2018-
 2019

Page: 21
 BAR0461

Account Number	Description	Amount
KRA32 SCHUTT RECONDITIONING		
KRANUS CORPORATION		
10-3265.430.000.00.00/3265430	Football - REPAIRS/MAINTENANCE	\$2,853.40
SHA07 SHALER AREA CAFETERIA ACCT		
10-2310.610.000.00.00/2310610	BOARD DINNER 9/12/18	\$119.28
10-2360.610.000.00.00/2360610	STUDENT ADVISORY - SAHS - 10/12/18	\$83.95
10-2360.610.000.00.00/2360610	STORYTELLERS WORKSHOP - INSERVICE - 5/21/19	\$139.98
10-2360.610.000.00.00/2360610	STUDENT ADVISORY - SAMS - 5/17/19	\$45.87
10-2360.610.000.00.00/2360610	SUPERINTENDENT MEET & GREET	\$22.51
10-2360.610.000.00.00/2360610	OPIOD EVENT	\$54.60
10-3299.810.000.00.00/3299810	ATHLETIC LUNCHEON - 9/25/18	\$128.80
10-3300.610.411.13.00/3361041113	TITLE I PARENT MEETING	\$265.78
10-3300.610.411.14.00/3361041114	TITLE I PARENT MEETING	\$265.77
10-3300.635.000.00.00/33635	VETERANS BREAKFAST AT THE MIDDLE SCHOOL 11/7/18	\$1,860.05
	Vendor Total	\$2,986.59
82APC SHALER AREA HIGH SCHOOL		
10-3255.599.000.00.00/3255599	BASEBALL OFFICIALS	\$243.62
10-3255.599.000.00.00/3255599	BASEBALL ASSIGNORS	\$300.00
10-3255.599.000.00.00/3255599	BOYS VARSITY/JV/MS BASEBALL ARBITER PAY	\$870.00
10-3272.599.000.00.00/3272599	BOYS LACROSSE ARBITER PAY	\$684.00
10-3277.599.000.00.00/3277599	GIRLS VARSITY/JV/MS SOFTBALL ARBITER PAY	\$710.00
10-3288.610.000.00.00/3288610	TRACK & FIELD FEE	\$175.00
10-3291.599.000.00.00/3291599	BOYS VARSITY/JV/MS VOLLEYBALL ARBITER PAY	\$640.00
10-3299.810.000.00.00/3299810	QUAD A BANQUET FEE	\$126.00
	Vendor Total	\$3,748.62
SHA11 TOWNSHIP OF SHALER		
10-2620.622.000.19.00/262042219	Electricity - ELEM SCHOOL - MAY 2019	\$80.55
10-3249.591.000.31.00/324959131	OFFICER FOR HIGH SCHOOL TALENT SHOW - 4/25 & 4/26/19	\$656.00
	Vendor Total	\$736.55
SIT44 SITE ONE LANDSCAPE SUPPLY		
10-2630.610.000.31.00/263061031	MAINT UP-KEEP - GEN SUP - HS	\$686.00
10-2630.610.000.31.00/263061031	MAINT UP-KEEP - GEN SUP - HS	\$1,024.00
10-2630.610.000.31.00/263061031	MAINT UP-KEEP - GEN SUP - HS	\$570.60
10-2630.610.000.31.00/263061031	MAINT UP-KEEP - GEN SUP - HS	\$541.76
	Vendor Total	\$2,822.36
SLO31 DONEL SLONCHKA		
10-1241.610.000.30.00/124161030	REIMBURSEMENT FOR E.S. SUPPLIES	\$16.80
10-1241.610.000.30.00/124161030	END OF YEAR E.S. REWARDS	\$16.54
	Vendor Total	\$33.34
SMO04 SMOOTHWALL, INC.		
10-2818.650.000.00.00/2818618	SOFTWARE SUPPLIES & LICENSING	\$37,624.00
A*9182 RACHEL STIMMEL		
10-2271.581.000.19.00/227158119	1/14, 1/15, 3/28, & 5/22/19 - PROJECT BASED LEARNING INSTITU	\$90.32

Account Number	Description	Amount
SUN56 SUNBURY CONTROLS, INC.		
10-2620.610.000.15.00/262061015	MAINT - GEN SUP - SCOTT	\$202.74
10-2620.610.000.19.00/262061019	MAINT - GEN SUP - ELEM SCH	\$1,084.92
10-2620.610.000.31.00/262061031	MAINT - GEN SUP - HS	\$245.22
10-2620.610.000.31.00/262061031	MAINT - GEN SUP - HS	\$245.22
10-2620.610.000.31.00/262061031	MAINT - GEN SUP - HS	\$245.22
10-2620.610.000.31.00/262061031	MAINT - GEN SUP - HS	\$140.84
10-2620.610.000.35.00/262061035	MAINT - GEN SUP - MS	\$52.84
10-2620.610.000.35.00/262061035	MAINT - GEN SUP - MS	\$67.20
	Vendor Total	\$2,284.20
01LT LISA TAGMYER		
10-2160.584.000.10.00/216058410	MILEAGE FEBRUARY AND MARCH 2019	\$29.58
TEA52 TEACHER'S DISCOVERY - FOREIGN LANGUAGE		
TEACHER'S DISCOVERY		
10-1110.610.000.31.06/6103106	INSTRUCTIONAL - GEN SUP - HS WORLD LANGUAGES	\$24.20
ACA22 THE ACADEMY CHARTER SCHOOL, INC		
THE NEW ACADEMY CHARTER SCHOOL		
10-1110.562.000.31.00/1156231	J.F. & K.M. 2018-2019 THROUGH MAY 2019	\$1,891.68
TUC08 TUCKER ARENSBERG, PC		
10-2350.330.000.00.00/2350330	PERSONNEL	\$3,210.00
10-2350.330.000.00.00/2350330	GENERAL	\$1,367.00
10-2350.330.000.00.00/2350330	RETAINER	\$850.00
10-2350.330.000.00.55/235033055	SPECIAL ED MATTERS	\$1,352.00
10-2350.332.000.00.00/2350332	DELINQUENT TAX COLLECTIONS	\$1,582.50
10-2350.333.000.00.00/2350333	2019 TAX ASSESSMENT APPEALS	\$1,039.00
	Vendor Total	\$9,400.50
SHA03 UPMC		
10-1290.569.000.30.00/129056930	M.L. APRIL 30, MAY 1, 2, 3 & 6, 2019	\$375.00
10-1290.569.000.30.00/129056930	A.M. MARCH & APRIL 2019	\$1,200.00
10-1290.569.000.30.00/129056930	L.R. 3/29/19 - 4/30/19	\$1,200.00
10-1290.569.000.30.00/129056930	E.P. 4/8/19 - 4/15/19	\$450.00
	Vendor Total	\$3,225.00
VET44 VETTORI'S		
10-2620.430.000.01.00/262043001	MAINT - REPAIRS - BUTLER PLK	\$55.79
VOL01 VOLKWEIN'S		
10-1110.430.000.19.00/1143019	REPAIR OF CELLO	\$75.00
10-1110.430.000.31.12/114303112	REPAIRS/MAINT - HS MUSIC	\$33.00
10-1110.430.000.31.12/114303112	REPAIR WORK FOR MUSIC TRIP TO CHICAGO	\$254.25
10-1110.610.000.31.12/116103112	SUPPLIES - HS MUSIC	\$297.81
10-1110.610.000.31.12/116103112	SUPPLIES - HS MUSIC	\$155.00
	Vendor Total	\$815.06
WAV51 WAVES EQUIPMENT SOURCE, INC.		
10-2620.430.000.01.00/262043001	MAINT - REPAIRS - BUTLER PLK	\$72.66
10-2620.430.000.01.00/262043001	MAINT - REPAIRS - BUTLER PLK	\$25.00
10-2630.430.000.00.00/2630430	GROUNDS UP-KEEP - MAINT	\$30.00
	Vendor Total	\$127.66

Date: 06/12/19
Time: 10:24:42

Shaler Area School District
SUPPLEMENT C.1A 6-19-19 2018-
2019

Page: 23
BAR046i

Account Number	Description	Amount
WES56 WEST CENTRAL EQUIPMENT		
10-2620.610.000.01.00/262061001	MAINT - GEN SUP - B&G	\$124.85
10-2650.610.000.00.00/2650610	VEHICLE - GEN SUP	\$341.14
	Vendor Total	\$465.99
WES36 WESTERN PA SCHOOL FOR BLIND CHILDREN		
10-1224.322.000.30.00/122432230	S.K. INTERVENER SERVICES FOR APRIL 2019	\$1,565.00
10-1224.323.000.30.00/122432330	J.B. 4/1/19 - 4/29/19 VISION & O&M	\$528.00
	Vendor Total	\$2,093.00
WES35 WESTERN PA SCHOOL FOR THE DEAF		
10-1221.323.000.30.00/122132330	A.T. 1:1 PCA SERVICES APRIL 2019 INVOICE 8 OF 9	\$5,492.00
WES32 WEST PENN LACO INC		
10-1110.430.000.31.10/114303110	INSTRUCTIONAL - REPAIRS/MAINT - HS TECH ED	\$1,411.50
10-1110.430.000.31.10/114303110	INSTRUCTIONAL - REPAIRS/MAINT - HS TECH ED	\$146.25
10-1110.430.000.31.10/114303110	INSTRUCTIONAL - REPAIRS/MAINT - HS TECH ED	\$190.40
10-1110.430.000.31.10/114303110	INSTRUCTIONAL - REPAIRS/MAINT - HS TECH ED	\$103.60
10-2620.430.000.35.00/262043035	MAINT - REPAIRS - MIDDLE SCHOOL	\$49.01
	Vendor Total	\$1,900.76
WON01 WONDERLIC, INC		
10-2839.330.000.00.00/2830330	PURCH OTHER PROF SVC	\$300.00
	Report Total	\$1,459,131.00

Date: 06/07/19
Time: 12:19:37

Shaler Area School District
SUPPLEMENT C.1A CHECK LIST 5-31-19 B 2018-2019

Page: 1
BAR047q

Check Dates 05/01/19 - 06/30/19

Check # 00001000 - 99995364

Vendor#	Vendor Name	Description	Amount
0101 Cash			
ZZ31H	HARTFORD	EMPLOYEE - DISABILITY INSURANCE HARTFORD	\$2,981.51
		EMPLOYEE - DISABILITY INSURANCE HARTFORD	\$2,992.15
Total for 0101 Cash			\$5,973.66
0132 Interfund Accounts Receivable			
HEN04	HENRYAHEGERLE	SAHS COOLING TOWER PLAN REV	\$200.00
		SAES ROOF PLAN REV	\$2,119.00
Total for 0132 Interfund Accounts Receivable			\$2,319.00
0470 Payroll Deductions & Withholdings			
ZZ29	CHAPTER 13 TRUSTEE	EMPLOYEE - GARNISHMENT - E FOR CHAPTER 13	\$1,551.35
		EMPLOYEE - GARNISHMENT - E FOR CHAPTER 13	\$1,551.35
ZZ13	COMMONWEALTH OF PENNA	EMPLOYEE - Retirement 6.50%	\$461.18
		EMPLOYEE - Retirement 6.25%	\$205.65
		EMPLOYEE - Retirement 10.3%	\$3,255.67
		EMPLOYEE - Retirement 6.25%	\$197.51
		EMPLOYEE - Retirement 10.3%	\$2,968.88
		EMPLOYEE - Retirement 6.50%	\$519.97
		EMPLOYEE - Retirement 7.50%	\$95,874.58
		EMPLOYEE - Retirement Sabbatical 7.50%	\$132.52
		EMPLOYEE - Retirement Sabbatical 7.50%	\$132.52
		EMPLOYEE - Retirement Sabbatical 6.50%	\$91.38
		EMPLOYEE - Retirement Sabbatical 6.50%	\$91.38
		EMPLOYEE - Retirement 7.5% (post 7/1/11)	\$7,709.99
		EMPLOYEE - Retirement 7.5% (post 7/1/11)	\$9,273.03
		EMPLOYEE - Retirement 7.50%	\$103,893.70
ZZ14		EMPLOYEE - BUYBACK RETIREMENT	\$75.60
		EMPLOYEE - BUYBACK RETIREMENT	\$76.32
ZZ32	NATIONAL DRIVE	EMPLOYEE - National D.R.I.V.E.	\$4.00
		EMPLOYEE - National D.R.I.V.E.	\$4.00
ZZ06	NORTH DISTRICTS COMMUNITY CREDIT UNION	EMPLOYEE - CREDIT UNION	\$46,351.64
		EMPLOYEE - CREDIT UNION	\$46,351.64
ZZ02	PADEPT OF REVENUE	EMPLOYEE - State Tax - Pennsylvania	\$43,040.72
		EMPLOYEE - State Tax - Pennsylvania	\$48,474.07
ZZ07	PENNSYLVANIA SCU	EMPLOYEE - GARNISHMENT - A FOR ALLEGHENY	\$927.47
		EMPLOYEE - GARNISHMENT - A FOR ALLEGHENY	\$927.47
ZZ27	PHEAA	EMPLOYEE - PHEAA ATTACHMENT	\$502.60
		EMPLOYEE - PHEAA ATTACHMENT	\$502.60
ZZ01	PNC BANK PAYROLL	EMPLOYEE - Social Security	\$86,922.03
		EMPLOYEE - Medicare	\$22,890.78
		EMPLOYEE - Social Security	\$97,877.27
		EMPLOYEE - Medicare	\$20,328.55
		EMPLOYEE - Federal Income Tax	\$142,529.53
		EMPLOYEE - Federal Income Tax	\$170,961.94
		EMPLOYEE - NET PAY NOT DIRECT DEPOSITED	\$2,802.02
		EMPLOYEE - NET PAY NOT DIRECT DEPOSITED	\$2,694.38
ZZ24	Pennsylvania Tuition Acct. Prgm	EMPLOYEE - TUITION-TAP 529	\$1,110.00

Date: 06/07/19
 Time: 12:19:37

Shaler Area School District
 SUPPLEMENT C.1A CHECK LIST 5-31-19 B 2018-2019

Page: 2
 BAR047q

Check Dates 05/01/19 - 06/30/19

Check # 00001000 - 99995364

Vendor#	Vendor Name	Description	Amount
0470 Payroll Deductions & Withholdings			
ZZ24	Pennsylvania Tuition Acct. Prgm	EMPLOYEE - TUITION-TAP 529	\$1,110.00
ZZ15	SHALERAREAEDUCATION	EMPLOYEE - TEACHER DUES	\$33,219.87
		EMPLOYEE - POLITICAL DONATION	\$7,439.00
ZZDD	SHALERAREASCHOOLEDIST	EMPLOYEE - Direct Deposit Fixed	\$11,235.00
		EMPLOYEE - Direct Deposit Net	\$879,359.27
		EMPLOYEE - Direct Deposit Fixed	\$11,235.00
		EMPLOYEE - Direct Deposit Net	\$966,199.88
ZZ16	TEAMSTERSLOCAL205	EMPLOYEE - CUSTODIAN DUES	\$3,330.00
ZZ17		EMPLOYEE - CLERICAL DUES	\$5,563.00
GAPAI	TSA CONSULTING GROUP INC	EMPLOYEE - T.S.A. - R FOR WADDELL AND REED	\$2,857.50
		EMPLOYEE - T.S.A. - Q FOR FIDELITY INVESTMENT	\$2,423.07
		EMPLOYEE - ROTH - 1 FOR EMPLOYEE BENEFIT	\$290.00
		EMPLOYEE - ROTH - 3 FOR LINCOLN INVESTMENTS	\$525.00
		EMPLOYEE - ROTH - 2 FOR FIDELITY	\$100.00
		EMPLOYEE - ROTH - 6 FOR EQUITABLE-AXA	\$80.00
		EMPLOYEE - ROTH - 4 FOR LINCOLN FINANCIAL	\$3,402.54
		EMPLOYEE - ROTH - 5 FOR WAD & REED	\$50.00
		EMPLOYEE - T.S.A. - M FOR LINCOLN FINANCIAL	\$1,529.07
		EMPLOYEE - T.S.A. - ING (AETNA)	\$3,198.26
		EMPLOYEE - ROTH - 3 FOR LINCOLN INVESTMENTS	\$525.00
		EMPLOYEE - ROTH - 1 FOR EMPLOYEE BENEFIT	\$290.00
		EMPLOYEE - ROTH - 2 FOR FIDELITY	\$100.00
		EMPLOYEE - ROTH - 4 FOR LINCOLN FINANCIAL	\$3,355.98
		EMPLOYEE - ROTH - 6 FOR EQUITABLE-AXA	\$80.00
		EMPLOYEE - ROTH - 5 FOR WAD & REED	\$50.00
		EMPLOYEE - T.S.A. - G FOR EMPLOYEE BENEFIT/GWN	\$1,725.00
		EMPLOYEE - T.S.A. - C FOR LINCOLN INVESTMENT	\$5,325.25
		EMPLOYEE - T.S.A. - E FOR AMERICAN FUNDS	\$3,697.75
		EMPLOYEE - T.S.A. - L FOR EQUITABLE-AXA	\$2,348.00
		EMPLOYEE - T.S.A. - C FOR LINCOLN INVESTMENT	\$5,275.25
		EMPLOYEE - T.S.A. - M FOR LINCOLN FINANCIAL	\$1,541.82
		EMPLOYEE - T.S.A. - Q FOR FIDELITY INVESTMENT	\$2,423.07
		EMPLOYEE - T.S.A. - L FOR EQUITABLE-AXA	\$2,448.00
		EMPLOYEE - T.S.A. - R FOR WADDELL AND REED	\$2,857.50
		EMPLOYEE - T.S.A. - ING (AETNA)	\$3,204.67
		EMPLOYEE - T.S.A. - G FOR EMPLOYEE BENEFIT/GWN	\$1,725.00
		EMPLOYEE - T.S.A. - E FOR AMERICAN FUNDS	\$3,618.48
ZZ70	WINDHAMPROFESSIONALSINC	EMPLOYEE - STUDENT LOAN ATTACHMENT/WINDHAM	\$119.00
		EMPLOYEE - STUDENT LOAN ATTACHMENT/WINDHAM	\$119.00
		Total for 0470 Payroll Deductions & Withholdings	\$2,937,240.52
0475 Employer Paid Benefits			
EMP01	EMPLOYERTEAMSTERS	EMPLOYER VISION-215-JUNE	\$2,534.00
		EMPLOYER DENTAL-212-JUNE	\$6,950.00
ZZ01	PNCBANKPAYROLL	EMPLOYER - Social Security	\$86,922.03
		EMPLOYER - Medicare	\$20,328.55
		EMPLOYER - Medicare	\$22,890.78

Date: 06/07/19
Time: 12:19:37

Shaler Area School District
SUPPLEMENT C.1A CHECK LIST 5-31-19 B 2018-2019

Page: 3
BAR047q

Check Dates 05/01/19 - 06/30/19

Check # 00001000 - 99995364

Vendor#	Vendor Name	Description	Amount
0475 Employer Paid Benefits			
ZZ01	PNCBANKPAYROLL	EMPLOYER - Social Security	\$97,877.27
SUN55	SUNLIFEFINANCIAL	EMPLOYER LIFE INS FOR MONTH OF DECEMBER	\$10,944.88
Total for 0475 Employer Paid Benefits			\$248,447.51
322 Prof Education Serv-iu			
WES36	WESTERNPASCHOOLFORBLINDCHILDR EN	S.K. - 7/16/18 - 8/3/18	\$1,800.00
		S.K. - 5/1/18 - 5/31/18	\$2,280.00
		S.K. - 6/1/18 - 6/8/18	\$575.00
Total for 322 Prof Education Serv-iu			\$4,655.00
323 Professional Educational Services - Other Educationa			
WES36	WESTERNPASCHOOLFORBLINDCHILDR EN	JB - VISION & O&M FOR DECEMBER 2018	\$408.00
360 EMPLOYEE TRAINING/ DEVELOPMENT SERV			
PIT28	PITTSBURGH PERSONALIZED LEARNING NETWORK	REGISTRATION FOR T ROYALL - PERSONALIZED LEARNING LEADERSHIP	\$65.00
513 Stdnt Tran Svcc-cont			
HOF04	HOFFMANJUDY	STUDENT TRANSPORT-SPECIAL EDUC-APRIL2019	\$1,900.00
580 Travel			
MCE21	MCELHINNYSUE	MILEAGE	\$9.74
584 Travel Inter-District			
CAN23	CANDLEWOOD SUITES CHAMBERSBURG	WPIAL	\$328.00
RYA02	RYANSHAWN	Misc Athletics - Travel	\$250.00
Total for 584 Travel Inter-District			\$578.00
610 General Supplies			
LOW12	LOWES	MAINT - GEN SUP - MARZOLF	\$397.95
		MAINT - GEN SUP - ELEM SCH	\$397.95
MCE21	MCELHINNYSUE	CAKE FOR ABC TRANSIT	\$62.75
SHO54	SHOP'NSAVE	WEEKLY PURCHASES	\$242.51
		WEEKLY PURCHASES	\$214.55
		WEEKLY PURCHASES	\$267.61
		WEEKLY PURCHASES	\$92.33
		WEEKLY PURCHASES	\$50.60
		WEEKLY PURCHASES	\$50.06
		WEEKLY PURCHASES	\$63.50
		WEEKLY PURCHASES	\$152.07
		WEEKLY PURCHASES	\$25.54
		WEEKLY PURCHASES	\$3.50
WOL02	WOLF'SBUSLINES, INC.	SUPT - GENERAL SUPPLIES	\$973.00
Total for 610 General Supplies			\$2,993.92

Date: 06/07/19
Time: 12:19:37

Shaler Area School District
SUPPLEMENT C.1A CHECK LIST 5-31-19 B 2018-2019

Page: 4
BAR047q

Check Dates 05/01/19 - 06/30/19

Check # 00001000 - 99995364

Vendor#	Vendor Name	Description	Amount
622 Electricity			
DUQ02	DUQUESNELIGHTCO	ELECTRICITY - SCOTT - 4/1/19-5/1/19	58,160.73
650 Supplies & Fees Technology Related			
MCE21	MCELHINNYSUE	ZIPLOC BAGS FOR IPAD RETURNS FOR MS/HS - SAMS CLUB	\$159.80
<hr/>			
6999 All Other Revenues Not Specified Above			
KEN11	KENNYWOODPARK	KENNYWOOD TICKET SALES - 5/2 & 5/3/19 - 151 @ \$28	\$4,228.00
758 Capital New Hardware Software			
ALL09	JOHN K. WEINSTEIN, TREASURER	2019 REAL ESTATE DATA DEPOSIT - ETNA, MILLVALE, RESERVE, SHA	\$100.00
810 Dues & Fees			
EMM02	EMMERTCHERYL	LaCrosse - Girls - Dues & Fees	\$175.00
SCA04	SCASD ATHLETICS	GIRLS VOLLEYBALL TOURNAMENT 9/26/19 - 9/27/19	\$250.00
		Total for 810 Dues & Fees	\$425.00
860 Grants-community Svc			
SAM06	SAMSCLUB	BACKPACK INITIATIVE	\$722.97
		Report Total	\$3,218,386.85

Date: 06/07/19

Time: 12:16:04

Check Dates 07/12/02 - 06/07/19

Shaler Area School District
SUPPLEMENT C.1A CHECK LIST 5-31-19
2018-2019

Page: 1

BAR055

Check # 00001000 - 99995364

Check	Date	Vendor#	Vendor Name	P.O.	F/P	Inv Date	Invoice #	Check Amount	Batch	Src	Stat
10-0101.002.000.00.00 Cash - PNC Bank.											
10183271	05/10/19	ZZ29	RONDA J. WINNECOUR					\$1,551.35	2.0E+7	CC	R
			EMPLOYEE - GARNISHMENT - E FOR CHAPTER 13	047025 / 10-0470.025.000.00.00		05/10/19	PY-VD13E-20190510P	1,551.35			
10183272	05/10/19	ZZ06	NORTH DISTRICTS COMMUNITY CREDIT UNION					\$46,351.64	2.0E+7	CC	R
			EMPLOYEE - CREDIT UNION	047042 / 10-0470.042.000.00.00		05/10/19	PY-VD07-20190510P	46,351.64			
10183273	05/10/19	ZZ27	PHEAA					\$502.60	2.0E+7	CC	R
			EMPLOYEE - PHEAA ATTACHMENT	047025 / 10-0470.025.000.00.00		05/10/19	PY-VD20-20190510P	502.60			
10183274	05/10/19	ZZ16	TEAMSTERS LOCAL 205					\$3,330.00	2.0E+7	CC	R
			EMPLOYEE - CUSTODIAN DUES	047032 / 10-0470.032.000.00.00		05/10/19	PY-VD06-20190510P	3,330.00			
10183275	05/10/19	ZZ17	TEAMSTERS LOCAL 205					\$5,563.00	2.0E+7	CC	R
			EMPLOYEE - CLERICAL DUES	047031 / 10-0470.031.000.00.00		05/10/19	PY-VD05-20190510P	5,563.00			
10183276	05/10/19	GAPAI	Great American Plan Administrators Inc					\$27,504.88	2.0E+7	CC	R
			EMPLOYEE - T.S.A. - G FOR EMPLOYEE BENEFIT/GWN	04701 / 10-0470.001.000.00.00		05/10/19	PY-VD01G-20190510P	1,725.00			
			EMPLOYEE - T.S.A. - E FOR AMERICAN FUNDS	04701 / 10-0470.001.000.00.00		05/10/19	PY-VD01E-20190510P	3,697.75			
			EMPLOYEE - T.S.A. - C FOR LINCOLN INVESTMENT	04701 / 10-0470.001.000.00.00		05/10/19	PY-VD01C-20190510P	5,325.25			
			EMPLOYEE - ROTH - 5 FOR WAD & REED	04701 / 10-0470.001.000.00.00		05/10/19	PY-VR05-20190510P	50.00			
			EMPLOYEE - ROTH - 4 FOR LINCOLN FINANCIAL	04701 / 10-0470.001.000.00.00		05/10/19	PY-VR04-20190510P	3,355.98			
			EMPLOYEE - ROTH - 6 FOR EQUITABLE-AXA	04701 / 10-0470.001.000.00.00		05/10/19	PY-VR06-20190510P	80.00			
			EMPLOYEE - ROTH - 3 FOR LINCOLN INVESTMENTS	04701 / 10-0470.001.000.00.00		05/10/19	PY-VR03-20190510P	525.00			
			EMPLOYEE - ROTH - 2 FOR FIDELITY	04701 / 10-0470.001.000.00.00		05/10/19	PY-VR02-20190510P	100.00			
			EMPLOYEE - T.S.A. - L FOR EQUITABLE-AXA	04701 / 10-0470.001.000.00.00		05/10/19	PY-VD01L-20190510P	2,348.00			
			EMPLOYEE - T.S.A. - ING (AETNA)	04701 / 10-0470.001.000.00.00		05/10/19	PY-VD01I-20190510P	3,198.26			
			EMPLOYEE - T.S.A. - M FOR	04701 / 10-0470.001.000.00.00		05/10/19	PY-VD01M-	1,529.07			

Date: 06/07/19

Time: 12:16:04

Check Dates 07/12/02 - 06/07/19

Shaler Area School District
SUPPLEMENT C.1A CHECK LIST 5-31-19
2018-2019

Page: 2

BAR055

Check # 00001000 - 99995364

Check	Date	Vendor#	Vendor Name	P.O.	F/P	Inv Date	Invoice #	Check Amount	Batch	Src	Stat
10-0101.002.000.00.00 Cash - PNC Bank											
10183276	05/10/19	GAPA1	Great American Plan Administrators Inc					\$27,504.88	2.0E+7	CC	R
			LINCOLN FINANCIAL				20190510P				
			EMPLOYEE - T.S.A. - Q FOR FIDELITY INVESTMENT	04701 / 10-0470.001.000.00.00		05/10/19	PY-VD01Q-20190510P	2,423.07			
			EMPLOYEE - ROTH - 1 FOR EMPLOYEE BENEFIT	04701 / 10-0470.001.000.00.00		05/10/19	PY-VR01-20190510P	290.00			
			EMPLOYEE - T.S.A. - R FOR WADDELL AND REED	04701 / 10-0470.001.000.00.00		05/10/19	PY-VD01R-20190510P	2,857.50			
10183277	05/10/19	ZZ70	WINDHAM PROFESSIONALS INC					\$119.00	2.0E+7	CC	R
			EMPLOYEE - STUDENT LOAN ATTACHMENT/WINDHAM	047025 / 10-0470.025.000.00.00		05/10/19	PY-VD22-20190510P	119.00			
10183278	05/08/19	DUQ02	DUQUESNE LIGHT CO					\$8,160.73	2.0E+7	CC	R
			ELECTRICITY - SCOTT - 4/1/19 -5/1/19	262042215 / 10-2620.622.000.15.00		05/08/19	S210-913-097MAY	8,160.73			
10183279	05/08/19	ALL09	JOHN K. WEINSTEIN, TREASURER					\$100.00	2.0E+7	CC	R
			2019 REAL ESTATE DATA DEPOSIT - ETNA, MILLVALE, RESERVE, SHA	2840758 / 10-2840.758.000.00.00		05/08/19	2019RE	100.00			
10183280	05/08/19	KEN11	KENNYWOOD PARK					\$4,228.00	2.0E+7	CC	R
			KENNYWOOD TICKET SALES - 5/2 & 5/3/19 - 151 @ \$28	6999 / 10-6999.000.000.00.00		05/06/19	KENNYWOOD	4,228.00			
10183281	05/08/19	SHO54	SHOP 'N SAVE					\$469.74	2.0E+7	CC	R
			WEEKLY PURCHASES	116103109 / 10-1110.610.000.31.09		05/06/19	05062019	267.61			
			WEEKLY PURCHASES	6103509 / 10-1110.610.000.35.09		05/06/19	05062019	50.06			
			WEEKLY PURCHASES	121161030 / 10-1211.610.000.30.00		05/06/19	05062019	152.07			
10183282	05/08/19	SAM06	SAM'S CLUB					\$722.97	2.0E+7	CC	R
			BACKPACK INITIATIVE	33860122 / 10-3300.860.122.00.00		05/08/19	05082019	722.97			
10183283	05/10/19	WOL02	WOLF'S BUS LINES, INC.					\$973.00	520	CC	R
			SUPT - GENERAL SUPPLIES	2360610 / 10-2360.610.000.00.00		05/10/19	06/13/2019	973.00			

Date: 06/07/19

Time: 12:16:04

Check Dates 07/12/02 - 06/07/19

Shaler Area School District
SUPPLEMENT C.1A CHECK LIST 5-31-19
2018-2019

Page: 3

BAR055

Check # 00001000 - 99995364

Check	Date	Vendor#	Vendor Name	P.O.	F/P	Inv Date	Invoice #	Check Amount	Batch	Src	Stat
10-0101.002.000.00.00 Cash - PNC Bank											
10183401	05/15/19	EMP01	EMPLOYER-TEAMSTERS 205					\$9,484.00	2.0E+7	CC	R
			EMPLOYER VISION-215-JUNE 047534 / 10-0475.034.000.00.00			05/15/19	JUNE2019	2,534.00			
			EMPLOYER DENTAL-212-JUNE 047536 / 10-0475.036.000.00.00			05/15/19	JUNE2019	6,950.00			
10183402	05/15/19	HEN04	HENRY A HEGERLE, P.E.					\$2,319.00	2.0E+7	CC	R
			SAHS COOLING TOWER PLAN REV 0132031 / 10-0132.031.000.00.00			05/08/19	19-034	200.00			
			SAES ROOF PLAN REV 0132031 / 10-0132.031.000.00.00			05/08/19	19-034	2,119.00			
10183403	05/15/19	HOF04	JUDY HOFFMAN					\$1,900.00	2.0E+7	CC	R
			STUDENT TRANSPORT-SPECIAL 275051355 / 10-EDUC-APRIL2019 2750.513.000.00.55			05/15/19	APRIL2019	1,900.00			
10183404	05/15/19	SCA04	SCASD ATHLETICS DEPARTMENT - GVB					\$250.00	2.0E+7	CC	O
			GIRLS VOLLEYBALL TOURNAMENT 3293810 / 10-9/26/19 - 9/27/19 3293.810.000.00.00			05/08/19	LITTLELION	250.00			
10183405	05/15/19	SHO54	SHOP 'N SAVE					\$278.05	2.0E+7	CC	O
			WEEKLY PURCHASES 116103109 / 10-1110.610.000.31.09			05/13/19	5132019	214.55			
			WEEKLY PURCHASES 121161030 / 10-1211.610.000.30.00			05/13/19	5132019	63.50			
10183406	05/15/19	SUN55	SUN LIFE FINANCIAL					\$10,944.88	2.0E+7	CC	R
			EMPLOYER LIFE INS FOR MONTH OF DECEMBER 047538 / 10-0475.038.000.00.00			05/15/19	DEC2018	10,944.88			
10183407	05/24/19	ZZ29	RONDA J. WINNECOUR					\$1,551.35	2.0E+7	CC	R
			EMPLOYEE - GARNISHMENT - E FOR CHAPTER 13 047025 / 10-0470.025.000.00.00			05/24/19	PY-VD13E-20190524P	1,551.35			
10183408	05/24/19	ZZ06	NORTH DISTRICTS COMMUNITY CREDIT UNION					\$46,351.64	2.0E+7	CC	R
			EMPLOYEE - CREDIT UNION 047042 / 10-0470.042.000.00.00			05/24/19	PY-VD07-20190524P	46,351.64			
10183409	05/24/19	ZZ27	PHEAA					\$502.60	2.0E+7	CC	R
			EMPLOYEE - PHEAA ATTACHMENT 047025 / 10-0470.025.000.00.00			05/24/19	PY-VD20-20190524P	502.60			
10183410	05/24/19	ZZ15	SHALER AREA EDUCATION ASSOCIATION					\$33,219.87	2.0E+7	CC	R
			EMPLOYEE - TEACHER DUES 047030 / 10-0470.030.000.00.00			05/24/19	PY-VD04-20190524P	33,219.87			
10183411	05/24/19	GAPA1	Great American Plan Administrators Inc					\$27,541.33	2.0E+7	CC	R

Date: 06/07/19

Time: 12:16:04

Check Dates 07/12/02 - 06/07/19

Shaler Area School District
SUPPLEMENT C.1A CHECK LIST 5-31-19
2018-2019

Page: 4

BAR055

Check # 00001000 - 99995364

Check	Date	Vendor#	Vendor Name	P.O.	F/P	Inv Date	Invoice #	Check Amount	Batch	Src	Stat
10-0101.002.000.00.00 Cash - PNC Bank											
10183411	05/24/19	GAPAL	Great American Plan Administrators Inc					\$27,541.33	2.0E+7	CC	R
			EMPLOYEE - ROTH - 6 FOR EQUITABLE-AXA	04701 / 10-0470.001.000.00.00		05/24/19	PY-VR06-20190524P	80.00			
			EMPLOYEE - ROTH - 5 FOR WAD & REED	04701 / 10-0470.001.000.00.00		05/24/19	PY-VR05-20190524P	50.00			
			EMPLOYEE - ROTH - 4 FOR LINCOLN FINANCIAL	04701 / 10-0470.001.000.00.00		05/24/19	PY-VR04-20190524P	3,402.54			
			EMPLOYEE - T.S.A. - Q FOR FIDELITY INVESTMENT	04701 / 10-0470.001.000.00.00		05/24/19	PY-VD01Q-20190524P	2,423.07			
			EMPLOYEE - T.S.A. - M FOR LINCOLN FINANCIAL	04701 / 10-0470.001.000.00.00		05/24/19	PY-VD01M-20190524P	1,541.82			
			EMPLOYEE - T.S.A. - R FOR WADDELL AND REED	04701 / 10-0470.001.000.00.00		05/24/19	PY-VD01R-20190524P	2,857.50			
			EMPLOYEE - ROTH - 1 FOR EMPLOYEE BENEFIT	04701 / 10-0470.001.000.00.00		05/24/19	PY-VR01-20190524P	290.00			
			EMPLOYEE - ROTH - 3 FOR LINCOLN INVESTMENTS	04701 / 10-0470.001.000.00.00		05/24/19	PY-VR03-20190524P	525.00			
			EMPLOYEE - ROTH - 2 FOR FIDELITY	04701 / 10-0470.001.000.00.00		05/24/19	PY-VR02-20190524P	100.00			
			EMPLOYEE - T.S.A. - L FOR EQUITABLE-AXA	04701 / 10-0470.001.000.00.00		05/24/19	PY-VD01L-20190524P	2,448.00			
			EMPLOYEE - T.S.A. - ING (AETNA)	04701 / 10-0470.001.000.00.00		05/24/19	PY-VD01I-20190524P	3,204.67			
			EMPLOYEE - T.S.A. - C FOR LINCOLN INVESTMENT	04701 / 10-0470.001.000.00.00		05/24/19	PY-VD01C-20190524P	5,275.25			
			EMPLOYEE - T.S.A. - G FOR EMPLOYEE BENEFIT/GWN	04701 / 10-0470.001.000.00.00		05/24/19	PY-VD01G-20190524P	1,725.00			
			EMPLOYEE - T.S.A. - E FOR AMERICAN FUNDS	04701 / 10-0470.001.000.00.00		05/24/19	PY-VD01E-20190524P	3,618.48			
10183412	05/24/19	ZZ70	WINDHAM PROFESSIONALS INC					\$119.00	2.0E+7	CC	R
			EMPLOYEE - STUDENT LOAN ATTACHMENT/WINDHAM	047025 / 10-0470.025.000.00.00		05/24/19	PY-VD22-20190524P	119.00			
10183413	05/22/19	CAN23	CANDLEWOOD SUITES CHAMBERSBURG					\$328.00	2.0E+7	CC	R
		WP1AL	329958431 / 10-3299.584.000.31.00			05/20/19	WP1AL	328.00			

Date: 06/07/19

Time: 12:16:04

Check Dates 07/12/02 - 06/07/19

Shaler Area School District
SUPPLEMENT C.1A CHECK LIST 5-31-19
2018-2019

Page: 5

BAR055

Check # 00001000 - 99995364

Check	Date	Vendor#	Vendor Name	P.O.	F/P	Inv Date	Invoice #	Check Amount	Batch	Src	Stat
10-0101.002.000.00.00 Cash - PNC Bank											
10183414	05/22/19	RYA02	SHAWN RYAN					\$250.00	2.0E+7	CC	R
			Misc Athletics - Travel	329958431 / 10-3299.584.000.31.00		05/20/19	PIAA CHAMP	250.00			
10183415	05/22/19	SH054	SHOP 'N SAVE					\$360.38	2.0E+7	CC	O
			WEEKLY PURCHASES	116103109 / 10-1110.610.000.31.09		05/20/19	05202019	242.51			
			WEEKLY PURCHASES	6103509 / 10-1110.610.000.35.09		05/20/19	05202019	92.33			
			WEEKLY PURCHASES	121161030 / 10-1211.610.000.30.00		05/20/19	05202019	25.54			
10183416	05/22/19	WES36	WESTERN PA SCHOOL FOR BLIND CHILDREN					\$5,063.00	2.0E+7	CC	O
			S.K. - 7/16/18 - 8/3/18	122432230 / 10-1224.322.000.30.00		08/09/18	SKJULYAUG18	1,800.00			
			S.K. - 5/1/18 - 5/31/18	122432230 / 10-1224.322.000.30.00		07/31/18	SKMAY18	2,280.00			
			S.K. - 6/1/18 - 6/8/18	122432230 / 10-1224.322.000.30.00		07/31/18	SKJUNE18	575.00			
			JB - VISION & O&M FOR DECEMBER 2018	122432330 / 10-1224.323.000.30.00		01/09/19	DECEMBER2018	408.00			
10183417	05/31/19	ZZ31H	THE HARTFORD					\$5,973.66	2.0E+7	CC	O
			EMPLOYEE - DISABILITY INSURANCE HARTFORD	0101 / 10-0101.000.000.00.00		05/24/19	PY-VD10H-20190524M	2,981.51			
			EMPLOYEE - DISABILITY INSURANCE HARTFORD	0101 / 10-0101.000.000.00.00		05/10/19	PY-VD10H-20190510M	2,992.15			
10183418	05/31/19	ZZ32	NATIONAL D.R.I.V.E.					\$8.00	2.0E+7	CC	O
			EMPLOYEE - National D.R.I.V.E.	047031 / 10-0470.031.000.00.00		05/10/19	PY-VD23-20190510M	4.00			
			EMPLOYEE - National D.R.I.V.E.	047031 / 10-0470.031.000.00.00		05/24/19	PY-VD23-20190524M	4.00			
10183419	05/31/19	ZZ24	TUITION ACCOUNT PROG BUR					\$2,220.00	2.0E+7	CC	O
			EMPLOYEE - TUITION-TAP 529	047060 / 10-0470.060.000.00.00		05/24/19	PY-VD18-20190524M	1,110.00			
			EMPLOYEE - TUITION-TAP 529	047060 / 10-0470.060.000.00.00		05/10/19	PY-VD18-20190510M	1,110.00			
10183420	05/31/19	ZZ15	SHALER AREA EDUCATION ASSOCIATION					\$7,439.00	2.0E+7	CC	O
			EMPLOYEE - POLITICAL	047099 / 10-0470.099.000.00.00		05/24/19	PY-VD19-20190524M	7,439.00			

Date: 06/07/19

Time: 12:16:04

Check Dates 07/12/02 - 06/07/19

Shaler Area School District
SUPPLEMENT C.1A CHECK LIST 5-31-19
2018-2019

Page: 6

BAR055

Check # 00001000 - 99995364

Check	Date	Vendor#	Vendor Name	P.O.	F/P	Inv Date	Invoice #	Check Amount	Batch	Src	Stat
10-0101.002.000.00.00 Cash - PNC Bank											
10183420	05/31/19	ZZ15	SHALER AREA EDUCATION ASSOCIATION DONATION					\$7,439.00	2.0E+7	CC	0
10183421	05/29/19	EMM02	CHERYL EMMERT LaCrosse - Girls - Dues & Fees	3271810 / 10- 3271,810.000.00.00		05/22/19	52219	\$175.00 175.00	2.0E+7	CC	0
10183422	05/29/19	LOW12	LOWE'S MAINT - GEN SUP - MARZOLF	262061013 / 10- 2620,610.000.13.00	20181863	03/27/19	901344	\$795.90 397.95	2.0E+7	CC	0
			MAINT - GEN SUP - ELEM SCH	262061019 / 10- 2620,610.000.19.00	20181863	03/29/19	971103	397.95			
10183423	05/29/19	MCE21	SUE MCELHINNY ZIPLOC BAGS FOR IPAD RETURNS FOR MS/HS - SAMS CLUB	1161831 / 10- 1110,650.000.31.00		05/23/19	05232019	\$159.80 159.80	2.0E+7	CC	0
10183424	05/29/19	PIT28	PITTSBURGH PERSONALIZED LEARNING NETWORK REGISTRATION FOR T ROYALL - PERSONALIZED LEARNING LEADERSHIP	000000002508 / 10- 2834,360.000.31.00		05/20/19	954257248	\$65.00 65.00	2.0E+7	CC	0
10183425	05/29/19	SHO54	SHOP 'N SAVE WEEKLY PURCHASES	6103509 / 10- 1110,610.000.35.09		05/29/19	05282019	\$54.10 50.60	2.0E+7	CC	0
			WEEKLY PURCHASES	121161030 / 10- 1211,610.000.30.00		05/29/19	05282019	3.50			
10183426	05/31/19	MCE21	SUE MCELHINNY MILEAGE	2510580 / 10- 2519,580.000.00.00		05/31/19	MAY2019	\$72.49 9.74	2.0E+7	CC	0
			CAKE FOR ABC TRANSIT	2710610 / 10- 2719,610.000.00.00		05/31/19	MAY2019	62.75			
99995344	05/10/19	ZZ02	PA DEPT OF REVENUE EMPLOYEE - State Tax - Pennsylvania	047014 / 10-0470.014.000.00.00		05/10/19	PY-ST-PA- 20190510P	\$43,040.72 43,040.72	520	WT	R
99995345	05/10/19	ZZ07	PENNSYLVANIA SCDU EMPLOYEE - GARNISHMENT - A FOR ALLEGHENY	047025 / 10-0470.025.000.00.00		05/10/19	PY-VD13A- 20190510P	\$927.47 927.47	520	WT	R
99995346	05/10/19	ZZ01	PNC BANK PAYROLL					\$357,030.69	520	WT	R

Date: 06/07/19

Time: 12:16:04

Check Dates 07/12/02 - 06/07/19

Shaler Area School District
SUPPLEMENT C.1A CHECK LIST 5-31-19
2018-2019

Page: 7

BAR055

Check # 00001000 - 99995364

Check	Date	Vendor#	Vendor Name	P.O.	F/P	Inv Date	Invoice #	Check Amount	Batch	Src	Stat
10-0101.002.000.00.00 Cash - PNC Bank											
99995346	05/10/19	ZZ01	PNC BANK PAYROLL					\$357,030.69	520	WT	R
			EMPLOYEE - Medicare	047011 / 10-0470.011.000.00.00		05/10/19	PY-MCARE-20190510P	20,328.55			
			EMPLOYEE - Social Security	047011 / 10-0470.011.000.00.00		05/10/19	PY-SOSEC-20190510P	86,922.03			
			EMPLOYEE - Federal Income Tax	047012 / 10-0470.012.000.00.00		05/10/19	PY-FIT-20190510P	142,529.53			
			EMPLOYER - Social Security	047529 / 10-0475.029.000.00.00		05/10/19	PY-SOSEC-20190510P	86,922.03			
			EMPLOYER - Medicare	047529 / 10-0475.029.000.00.00		05/10/19	PY-MCARE-20190510P	20,328.55			
99995347	05/10/19	ZZ01	PNC BANK PAYROLL					\$2,694.38	520	WT	R
			EMPLOYEE - NET PAY NOT DIRECT DEPOSITED	047070 / 10-0470.070.000.00.00		05/10/19	PY-NET-20190510P	2,694.38			
99995348	05/10/19	ZZDD	SHALER AREA SCHOOL DIST					\$890,594.27	520	WT	R
			EMPLOYEE - Direct Deposit Net	047070 / 10-0470.070.000.00.00		05/10/19	PY-DDN-20190510P	879,359.27			
			EMPLOYEE - Direct Deposit Fixed	047070 / 10-0470.070.000.00.00		05/10/19	PY-DDF-20190510P	11,235.00			
99995351	05/24/19	ZZ02	PA DEPT OF REVENUE					\$48,474.07	520	WT	R
			EMPLOYEE - State Tax - Pennsylvania	047014 / 10-0470.014.000.00.00		05/24/19	PY-ST-PA-20190524P	48,474.07			
99995352	05/24/19	ZZ07	PENNSYLVANIA SCDU					\$927.47	520	WT	R
			EMPLOYEE - GARNISHMENT - A FOR ALLEGHENY	047025 / 10-0470.025.000.00.00		05/24/19	PY-VD13A-20190524P	927.47			
99995353	05/24/19	ZZ01	PNC BANK PAYROLL					\$412,498.04	520	WT	R
			EMPLOYEE - Medicare	047011 / 10-0470.011.000.00.00		05/24/19	PY-MCARE-20190524P	22,890.78			
			EMPLOYEE - Social Security	047011 / 10-0470.011.000.00.00		05/24/19	PY-SOSEC-20190524P	97,877.27			
			EMPLOYEE - Federal Income Tax	047012 / 10-0470.012.000.00.00		05/24/19	PY-FIT-20190524P	170,961.94			
			EMPLOYER - Medicare	047529 / 10-0475.029.000.00.00		05/24/19	PY-MCARE-20190524P	22,890.78			
			EMPLOYER - Social Security	047529 / 10-0475.029.000.00.00		05/24/19	PY-SOSEC-	97,877.27			

Date: 06/07/19

Time: 12:16:04

Check Dates 07/12/02 - 06/07/19

Shaler Area School District
SUPPLEMENT C.1A CHECK LIST 5-31-19
2018-2019

Page: 8

BAR055

Check # 00001000 - 99995364

Check	Date	Vendor#	Vendor Name	P.O.	F/P	Inv Date	Invoice #	Check Amount	Batch	Src	Stat
10-0101.002.000.00.00 Cash - PNC Bank											
99995353	05/24/19	ZZ01	PNC BANK PAYROLL				20190524P	\$412,498.04	520	WT	R
99995354	05/24/19	ZZ01	PNC BANK PAYROLL					\$2,802.02	520	WT	R
			EMPLOYEE - NET PAY NOT DIRECT DEPOSITED	047070 / 10-0470.070.000.00.00		05/24/19	PY-NET-20190524P	2,802.02			
99995355	05/24/19	ZZDD	SHALER AREA SCHOOL DIST					\$977,434.88	520	WT	R
			EMPLOYEE - Direct Deposit Fixed	047070 / 10-0470.070.000.00.00		05/24/19	PY-DDF-20190524P	11,235.00			
			EMPLOYEE - Direct Deposit Net	047070 / 10-0470.070.000.00.00		05/24/19	PY-DDN-20190524P	966,199.88			
99995356	05/31/19	ZZ13	PUBLIC SCHOOL EMPLOYEES' RETIREMENT					\$224,807.96	2.0E+7	WT	O
			EMPLOYEE - Retirement Sabbatical 6.50%	04709 / 10-0470.009.000.00.00		05/10/19	PY-RSD6-20190510M	91.38			
			EMPLOYEE - Retirement Sabbatical 6.50%	04709 / 10-0470.009.000.00.00		05/24/19	PY-RSD6-20190524M	91.38			
			EMPLOYEE - Retirement Sabbatical 7.50%	04709 / 10-0470.009.000.00.00		05/10/19	PY-RSD7-20190510M	132.52			
			EMPLOYEE - Retirement 6.25%	04709 / 10-0470.009.000.00.00		05/24/19	PY-RTC6-20190524M	205.65			
			EMPLOYEE - Retirement 6.50%	04709 / 10-0470.009.000.00.00		05/10/19	PY-RTD6-20190510M	461.18			
			EMPLOYEE - Retirement 6.25%	04709 / 10-0470.009.000.00.00		05/10/19	PY-RTC6-20190510M	197.51			
			EMPLOYEE - Retirement Sabbatical 7.50%	04709 / 10-0470.009.000.00.00		05/24/19	PY-RSD7-20190524M	132.52			
			EMPLOYEE - Retirement 6.50%	04709 / 10-0470.009.000.00.00		05/24/19	PY-RTD6-20190524M	519.97			
			EMPLOYEE - Retirement 7.50%	04709 / 10-0470.009.000.00.00		05/24/19	PY-RTD7-20190524M	103,893.70			
			EMPLOYEE - Retirement 7.50%	04709 / 10-0470.009.000.00.00		05/10/19	PY-RTD7-20190510M	95,874.58			
			EMPLOYEE - Retirement 10.3%	04709 / 10-0470.009.000.00.00		05/24/19	PY-RTF10-20190524M	3,255.67			
			EMPLOYEE - Retirement 7.5% (post 7/1/11)	04709 / 10-0470.009.000.00.00		05/24/19	PY-RTE7-20190524M	9,273.03			
			EMPLOYEE - Retirement 7.5% (post 7/1/11)	04709 / 10-0470.009.000.00.00		05/10/19	PY-RTE7-20190510M	7,709.99			
			EMPLOYEE - Retirement 10.3%	04709 / 10-0470.009.000.00.00		05/10/19	PY-RTF10-20190510M	2,968.88			
99995357	05/31/19	ZZ14	PUBLIC SCHOOL EMPL RETIREMENT SYS					\$151.92	2.0E+7	WT	O

Date: 06/07/19

Time: 12:16:04

Check Dates 07/12/02 - 06/07/19

Shaler Area School District
SUPPLEMENT C.1A CHECK LIST 5-31-19
2018-2019

Page: 9

BAR055

Check # 00001000 - 99995364

Check	Date	Vendor#	Vendor Name	P.O.	F/P Inv Date	Invoice #	Check Amount	Batch	Src	Stat
10-0101.002.000.00.00 Cash - PNC Bank										
99995357	05/31/19	Z214	PUBLIC SCHOOL EMPL RETIREMENT SYS				\$151.92	2.0E+7	WT	0
	EMPLOYEE - BUYBACK RETIREMENT		047024 / 10-0470.024.000.00.00		05/24/19	PY-VD12-20190524M	75.60			
	EMPLOYEE - BUYBACK RETIREMENT		047024 / 10-0470.024.000.00.00		05/10/19	PY-VD12-20190510M	76.32			

Totals For Bank Account 10-0101.002.000.00.00 Cash - PNC Bank

	Total	Count		Total	Count
Computer Check *****		39	Outstanding *****		16
Hand Check *****		0	Reconciled *****		35
Wire Transfer *****		12	Stop Payment *****		0
			Voids *****		0

Account Number	Amount	Vendor	Invoice Number	Date
10-0475.034.000.00.00	\$ 4,984.64	Allegheny County School Health Con.	ACS01 June Benefits	5/30/2019
10-0475.036.000.00.00	\$ 38,881.75	Allegheny County School Health Con.	ACS01 June Benefits	5/30/2019
10-0475.033.000.00.00	\$ 667,821.53	Allegheny County School Health Con.	ACS01 June Benefits	5/30/2019
10-2540.442.000.00.00	\$ 6,895.00	ComDoc	COM05 5006125080	5/30/2019
10-2540.442.000.00.00	\$ 194.00	ComDoc	COM05 5006125081	5/30/2019
10-2620.622.000.01.00	\$ 479.01	Duquesne Light/B&G	DUQ02 9497700000 May 19	5/30/2019
10-2620.622.000.31.00	\$ 394.65	Duquesne Light/High School	DUQ02 8270640000 May 19	5/30/2019
10-2620.622.000.19.00	\$ 30.50	Duquesne Light/Elementary School	DUQ02 7193100000 May 19	5/30/2019
10-2620.622.000.19.00	\$ 36.97	Duquesne Light/Elementary School	DUQ02 5142260000 May 19	5/30/2019
10-2620.622.000.19.00	\$ 14,486.22	Duquesne Light/Elementary School	DUQ02 8993100000 May 19	5/30/2019
10-2620.622.000.31.00	\$ 26,515.42	Duquesne Light/High School	DUQ02 X347850000 May 19	5/30/2019
10-2620.622.000.12.00	\$ 64.34	Duquesne Light/Jeffery	DUQ02 1741420000 May 19	5/30/2019
10-2620.622.000.12.00	\$ 565.50	Duquesne Light/Jeffery	DUQ02 4611130000 May 19	5/30/2019
10-2620.622.000.35.00	\$ 2,289.07	Duquesne Light/Middle School	DUQ02 5813230000 May 19	5/30/2019
10-2620.622.000.35.00	\$ 2,546.58	Duquesne Light/Middle School	DUQ02 1594070000 May 19	5/30/2019
10-2620.622.000.35.00	\$ 15,136.17	Duquesne Light/Middle School	DUQ02 X830740000 May 19	5/30/2019
10-2620.622.000.14.00	\$ 54.99	Duquesne Light/Reserve	DUQ02 1402760000 May 19	5/30/2019
10-2620.622.000.11.00	\$ 3,403.28	Duquesne Light/Burchfield	DUQ02 6175200000 May 19	5/30/2019
10-2620.622.000.11.00	\$ 3,738.36	Duquesne Light/Burchfield	DUQ02 6175200000A May 19	5/30/2019
10-2620.622.000.14.00	\$ 1,631.09	Duquesne Light/Reserve	DUQ02 2551500000 May 19	5/30/2019
10-2620.622.000.14.00	\$ 1,691.51	Duquesne Light/Reserve	DUQ02 2551500000 May 19	5/30/2019
10-2620.622.000.01.00	\$ 32.44	Duquesne Light/Reserve	DUQ02 8967430000 May 19	5/30/2019
10-2620.622.000.31.00	\$ 416.20	Duquesne Light/High School	DUQ02 3287310000 May 19	5/30/2019
10-2650.626.000.00.00	\$ 2,789.03	Fleet Services	FLE21 May-19	5/30/2019
10-2620.424.000.19.00	\$ 4,123.34	Hampton/Shaler Water	HAM55 0115511878 May 19	5/30/2019
10-2620.424.000.15.00	\$ 1,640.26	Hampton/Shaler Water	HAM55 0115512969 May 19	5/30/2019
10-2620.424.000.11.00	\$ 1,903.27	Hampton/Shaler Water	HAM55 0115515822 May 19	5/30/2019
10-2620.424.000.01.00	\$ 105.73	Hampton/Shaler Water	HAM55 0115515362 May 19	5/30/2019
10-2620.621.000.11.00	\$ 65.05	Peoples Natural Gas/Burchfield	PEO02 200003959240 May 19	5/30/2019
10-2620.621.000.31.00	\$ 4,686.67	Peoples Natural Gas/SAHS	PEO02 200003958978 May 19	5/30/2019
10-2620.621.000.19.00	\$ 4,047.93	Peoples Natural Gas/SAES	PEO02 200003959042 May 19	5/30/2019
10-2620.621.000.35.00	\$ 850.88	Peoples Natural Gas/Middle School	PEO02 200006921627 May 19	5/30/2019
10-2620.621.000.15.00	\$ 3,688.87	Peoples Natural Gas/Scott Primary	PEO02 200005233783 May 19	5/30/2019

Account Number	Amount	Vendor	Invoice Number	Date
10-2620.621.000.01.00	\$ 343.35	Peoples Natural Gas/Middle School	PEO02 200003958929A May 19	5/30/2019
10-2620.621.000.01.00	\$ 16.94	Peoples Natural Gas/Middle School	PEO02 200003958929 May 19	5/30/2019
10-5240.930.000.00.00	\$ 19,812.08	PNC	PNC02 May-19	5/30/2019
10-2620.538.000.00.00	\$ 229.52	Verizonwireless	VER02 9812712200	5/30/2019
10-5240.930.000.00.00	\$ 1,005.05	WellsFargo	WELLS1 5/9/2019	5/30/2019
Total	\$ 837,597.19			

Date: 06/11/19

Time: 14:04:45

Shaler Area School District

Invoices Payables 2018-2019

Page: 1

BAR046j

18-19 Year

<u>Vendor #</u>	<u>Vendor Name</u>	<u>Description</u>	<u>Acct #</u>	<u>Amount</u>
TUC08	TUCKER ARENSBERG, PC	Legal Services - Litigation - MISC	2350.334	\$4,322.00
			Report Total	\$4,322.00

Date: 06/11/19

Time: 14:04:45

Shaler Area School District

Invoices Payables 2018-2019

Page: 1

BAR046j

18-19 Year

<u>Vendor #</u>	<u>Vendor Name</u>	<u>Description</u>	<u>Acct #</u>	<u>Amount</u>
TUC08	TUCKER ARENSBERG, PC	Legal Services - Litigation - MISC	2350.334	\$4,322.00
			Report Total	\$4,322.00

Date: 06/01/19
Time: 10:24:38

**Shaler Area School District
Transaction Detail
Budget Transfers**

Transaction Detail Report For 2018-2019

Date Range 05/01/19-08/31/19

Account Number	Voucher#	Description / Vendor	Date	SRC	PO#	Invoice#	Check#	Amount
123332310 / 10-1233.323.000.10.00	10 MAY BT	MULTI- HNDCP - TUITION/PRIVATE	05/09/19	BT				25,000.00
127056389010 / 10-1270.563.890.10.00	10 MAY BT	MULTI- HNDCP - TUITION/PRIVATE	05/09/19	BT				-25,000.00
Totals For Fund 10 Fund 10				2	Transaction Lines Totaling			0.00
	Total Debits	25,000.00		Total Credits				-25,000.00

**Shaler Area School District
 2018-2019
 Expenditure Accounts - with Activity Only**

Ending Date: 05/31/19

	Adjusted Budget	YTD Expended	Current Expended	Current Encumbrances	Remaining Balance	%Us
ALL						
10 Fund 10						
1000 Instruction						
1100 Instruction-regular Prog						
100 Salaries	20,082,473.00	14,257,305.15	1,544,950.37	0.00	5,825,167.85	71
200 Benefits	13,699,524.00	9,660,345.55	970,980.52	0.00	4,039,178.45	71
300 Purchased Prof/tech Svc	50,000.00	6,084.32	0.00	2,189.00	41,726.68	17
400 Purchased Property Svc	76,642.00	25,598.08	511.59	7,166.31	43,877.61	43
500 Other Purchased Services	1,358,025.00	1,458,463.85	162,964.15	0.00	-100,438.85	107
600 Supplies	1,066,741.00	567,079.48	11,706.68	448,551.47	51,110.05	95
700 Property	312,364.00	182,687.94	7,975.00	133,929.60	-4,253.54	101
800 Other Objects	0.00	204.00	79.00	0.00	-204.00	-999
1100 ** Functio Total	36,645,769.00	26,157,768.37	2,699,167.31	591,836.38	9,896,164.25	73
1200 Instruction-special Prog						
100 Salaries	5,497,609.00	4,655,195.53	476,584.01	0.00	842,413.47	85
200 Benefits	3,787,149.00	3,496,413.17	336,597.87	0.00	290,735.83	92
300 Purchased Prof/tech Svc	699,500.00	692,269.77	35,307.36	0.00	7,230.23	99
500 Other Purchased Services	1,888,700.00	1,421,378.68	790,160.32	0.00	467,321.32	75
600 Supplies	105,900.00	35,918.63	4,079.00	2,800.44	67,180.93	37
700 Property	32,000.00	22,850.72	100.00	1,330.70	7,818.58	76
800 Other Objects	4,300.00	3,924.00	250.00	575.00	-199.00	105
1200 ** Functio Total	12,015,158.00	10,327,950.50	1,643,078.56	4,706.14	1,682,501.36	86
1300 Vocational Education						
100 Salaries	59,522.00	43,496.89	4,578.62	0.00	16,025.11	73
200 Benefits	28,203.00	18,379.79	1,933.42	0.00	9,823.21	65
500 Other Purchased Services	1,500,000.00	1,492,431.81	0.00	0.00	7,568.19	100
1300 ** Functio Total	1,587,725.00	1,554,308.49	6,512.04	0.00	33,416.51	98
1400 Other Instruct Prog						
100 Salaries	799,201.00	611,242.20	71,892.60	0.00	187,958.80	76
200 Benefits	492,734.00	375,866.69	44,224.36	0.00	116,867.31	76
500 Other Purchased Services	140,000.00	88,865.57	16,553.41	0.00	51,134.43	63
600 Supplies	12,500.00	1,064.01	0.00	0.00	11,435.99	9
1400 ** Functio Total	1,444,435.00	1,077,038.47	132,670.37	0.00	367,396.53	75
1500 Non-public School Programs						
300 Purchased Prof/tech Svc	0.00	10,764.50	0.00	0.00	-10,764.50	-999

Shaler Area School District
 2018-2019

Expenditure Accounts - with Activity Only

Ending Date: 05/31/19

FUNCTION BOARD SUPPLEMENT

	Adjusted Budget	YTD Expended	Current Expended	Current Encumbrances	Remaining Balance	%Us
ALL						
10 Fund 10						
1500 ** Functio Total	0.00	10,764.50	0.00	0.00	-10,764.50	-999
1000 ** Function (E) Total	51,693,087.00	39,127,830.33	4,481,428.28	596,542.52	11,968,714.15	77
2000 Support Services						
2100 Pupil Personnel						
100 Salaries	1,591,310.00	1,657,939.65	161,966.60	0.00	-66,629.65	104
200 Benefits	1,071,366.00	1,109,264.10	104,871.29	0.00	-37,898.10	104
300 Purchased Prof/tech Svc	60,000.00	46,682.00	2,500.00	0.00	13,318.00	78
400 Purchased Property Svc	4,200.00	0.00	0.00	0.00	4,200.00	0
500 Other Purchased Services	18,500.00	7,082.49	202.13	0.00	11,417.51	38
600 Supplies	27,800.00	13,188.80	0.00	527.52	14,083.68	49
800 Other Objects	4,000.00	2,182.00	0.00	0.00	1,818.00	55
2100 ** Functio Total	2,777,176.00	2,836,339.04	269,540.02	527.52	-59,690.56	102
2200 Instructional Staff Svc						
100 Salaries	586,568.00	746,115.20	75,822.82	0.00	-159,547.20	127
200 Benefits	292,204.00	462,182.58	45,513.20	0.00	-169,978.58	158
300 Purchased Prof/tech Svc	13,800.00	82,234.23	5,485.00	123,120.00	-191,554.23	1488
400 Purchased Property Svc	4,000.00	0.00	0.00	0.00	4,000.00	0
500 Other Purchased Services	6,410.00	6,582.34	387.35	649.98	-822.32	113
600 Supplies	148,900.00	144,207.38	1,966.14	2,459.40	2,233.22	99
700 Property	8,800.00	7,630.71	481.69	0.00	1,169.29	87
2200 ** Functio Total	1,060,682.00	1,448,952.44	129,656.20	126,229.38	-514,499.82	149
2300 Administration						
100 Salaries	2,064,165.00	1,968,438.19	170,332.83	0.00	95,726.81	95
200 Benefits	1,314,060.00	1,243,035.40	107,789.80	0.00	71,024.60	95
300 Purchased Prof/tech Svc	376,000.00	222,691.88	10,686.12	0.00	153,308.12	59
400 Purchased Property Svc	42,730.00	35,110.88	0.00	0.00	7,619.12	82
500 Other Purchased Services	121,920.00	54,473.24	-249.00	0.00	67,446.76	45
600 Supplies	25,500.00	12,445.49	1,652.42	3,110.38	9,944.13	61
700 Property	5,000.00	0.00	0.00	0.00	5,000.00	0
800 Other Objects	32,900.00	13,369.95	0.00	724.00	18,806.05	43
2300 ** Functio Total	3,982,275.00	3,549,565.03	290,212.17	3,834.38	428,875.59	89
2400 Pupil Health						
100 Salaries	570,487.00	436,972.53	46,169.94	0.00	133,514.47	77

**Shaler Area School District
 2018-2019
 Expenditure Accounts - with Activity Only**

Ending Date: 05/31/19

	Adjusted Budget	YTD Expended	Current Expended	Current Encumbrances	FUNCTION BOARD SUPPLEMENT Remaining Balance	%Us
ALL						
10 Fund 10						
2000 Support Services						
2400 Pupil Health						
200 Benefits	356,910.00	295,572.96	29,752.31	0.00	61,337.04	83
300 Purchased Prof/tech Svc	294,500.00	110,331.13	10,653.88	0.00	184,168.87	37
400 Purchased Property Svc	1,500.00	586.62	0.00	0.00	913.38	39
500 Other Purchased Services	0.00	35.97	0.00	0.00	-35.97	-999
600 Supplies	12,330.00	9,131.18	0.00	848.46	2,350.36	81
700 Property	1,500.00	0.00	0.00	0.00	1,500.00	0
2400 ** Functio Total	1,237,227.00	852,630.39	86,576.13	848.46	383,748.15	69
2500 Business						
100 Salaries	416,180.00	371,397.26	30,738.86	0.00	44,782.74	89
200 Benefits	277,279.00	249,488.86	21,253.19	0.00	27,790.14	90
300 Purchased Prof/tech Svc	35,000.00	38,160.00	711.00	0.00	-3,160.00	109
400 Purchased Property Svc	110,618.00	58,055.75	6,846.36	30,361.05	22,201.20	80
500 Other Purchased Services	7,450.00	1,432.15	91.64	0.00	6,017.85	19
600 Supplies	17,500.00	38,418.69	-520.65	5,635.68	-26,554.37	252
700 Property	0.00	0.00	0.00	0.00	0.00	-999
800 Other Objects	1,000.00	1,370.00	480.00	0.00	-370.00	137
2500 ** Functio Total	865,027.00	758,322.71	59,600.40	35,996.73	70,707.56	92
2600 Oper & Maint Of Plant						
100 Salaries	3,033,071.00	2,651,332.90	218,814.39	0.00	381,738.10	87
200 Benefits	1,907,773.00	1,724,907.44	150,102.61	0.00	182,865.56	90
300 Purchased Prof/tech Svc	124,171.00	158,552.10	54,802.87	1,700.00	-36,081.10	129
400 Purchased Property Svc	638,272.06	514,602.97	-28,163.21	73,561.17	50,107.92	92
500 Other Purchased Services	248,465.00	244,809.78	5,369.06	6,615.92	-2,960.70	101
600 Supplies	1,602,473.52	1,260,188.22	100,677.93	146,071.92	196,213.38	88
700 Property	157,018.67	94,114.53	4,972.47	19,600.22	43,303.92	72
800 Other Objects	2,873.75	2,754.27	0.00	0.00	119.48	96
2600 ** Functio Total	7,714,118.00	6,651,262.21	506,576.12	247,549.23	815,306.56	89
2700 Student Transportation						
100 Salaries	37,974.00	23,606.34	2,640.00	0.00	14,367.66	62
200 Benefits	21,707.00	15,822.61	1,795.67	0.00	5,884.39	73
300 Purchased Prof/tech Svc	56,000.00	18,208.62	6,540.00	0.00	37,791.38	33
500 Other Purchased Services	4,756,500.00	4,481,483.75	519,858.88	0.00	275,016.25	94

**Shaler Area School District
2018-2019
Expenditure Accounts - with Activity Only**

Ending Date: 05/31/19

FUNCTION BOARD SUPPLEMENT

	Adjusted Budget	YTD Expended	Current Expended	Current Encumbrances	Remaining Balance	%Us
ALL						
10 Fund 10						
2000 Support Services						
2700 Student Transportation						
600 Supplies	25,000.00	45,854.55	-32,892.03	0.00	-20,854.55	183
2700 ** Functio Total	4,897,181.00	4,584,975.87	497,942.52	0.00	312,205.13	94
2800 Central						
100 Salaries	848,524.00	611,825.36	53,181.69	0.00	236,698.64	72
200 Benefits	561,212.00	392,765.62	35,354.69	0.00	168,446.38	70
300 Purchased Prof/tech Svc	32,100.00	45,914.18	65.00	1,658.00	-15,472.18	148
500 Other Purchased Services	15,400.00	11,134.00	102.78	0.00	4,266.00	72
600 Supplies	263,184.00	235,177.77	246.92	39,651.69	-11,645.46	104
700 Property	10,000.00	1,553.35	618.65	0.00	8,446.65	16
800 Other Objects	2,070.00	368.96	0.00	0.00	1,701.04	18
2800 ** Functio Total	1,732,490.00	1,298,739.24	89,569.73	41,309.69	392,441.07	77
2900 Other Support Services						
500 Other Purchased Services	65,000.00	63,015.74	0.00	0.00	1,984.26	97
2900 ** Functio Total	65,000.00	63,015.74	0.00	0.00	1,984.26	97
2000 ** Function (E) Total	24,331,176.00	22,043,802.67	1,929,673.29	456,295.39	1,831,077.94	92
3000 Oper Of Non-instr Svc						
3200 Student Activities/ath						
100 Salaries	1,033,468.00	907,180.81	162,063.46	0.00	126,287.19	88
200 Benefits	110,427.00	396,857.30	62,930.18	0.00	-286,430.30	359
300 Purchased Prof/tech Svc	41,700.00	34,740.43	742.68	10,500.00	-3,540.43	108
400 Purchased Property Svc	27,250.00	10,017.35	1,530.00	15,460.25	1,772.40	94
500 Other Purchased Services	254,175.00	190,221.41	7,762.27	0.00	63,953.59	75
600 Supplies	93,775.00	89,636.32	5,019.32	9,979.97	-5,841.29	106
700 Property	13,675.00	12,383.85	0.00	7,188.28	-5,897.13	143
800 Other Objects	21,750.00	37,941.35	855.90	0.00	-16,191.35	174
3200 ** Functio Total	1,596,220.00	1,678,978.82	240,903.81	43,128.50	-125,887.32	108
3300 Community Services						
100 Salaries	5,550.00	57,443.27	3,089.50	0.00	-51,893.27	1035
200 Benefits	0.00	14,381.14	940.15	0.00	-14,381.14	-999
400 Purchased Property Svc	2,000.00	1,183.18	0.00	0.00	816.82	59
500 Other Purchased Services	2,200.00	524.00	0.00	0.00	1,676.00	24

**Shaler Area School District
 2018-2019
 Expenditure Accounts - with Activity Only**

Ending Date: 05/31/19

	Adjusted Budget	YTD Expended	Current Expended	Current Encumbrances	Remaining Balance	FUNCTION BOARD SUPPLEMENT %Us
ALL						
10 Fund 10						
3000 Oper Of Non-instr Svc						
3300 Community Services						
600 Supplies	10,000.00	8,241.92	0.00	2,115.36	-357.28	104
800 Other Objects	15,000.00	10,107.34	722.97	0.00	4,892.66	67
3300 ** Functio Total	34,750.00	91,880.85	4,752.62	2,115.36	-59,246.21	270
3000 ** Function (E) Total	1,630,970.00	1,770,859.67	245,656.43	45,243.86	-185,133.53	111
4000 Facility Acq & Impr Svc						
4600 Building Impr Svc-repl						
300 Purchased Prof/tech Svc	10,000.00	0.00	0.00	0.00	10,000.00	0
400 Purchased Property Svc	10,000.00	0.00	0.00	0.00	10,000.00	0
4600 ** Functio Total	20,000.00	0.00	0.00	0.00	20,000.00	0
4000 ** Function (E) Total	20,000.00	0.00	0.00	0.00	20,000.00	0
5000 Other Financing Uses						
5100 See 5102 And 5110						
800 Other Objects	44,184.00	12,204.77	0.00	0.00	31,979.23	28
900 Other Financing Uses	208,158.00	193,395.96	0.00	0.00	14,762.04	93
5100 ** Functio Total	252,342.00	205,600.73	0.00	0.00	46,741.27	81
5200 Fund Transfers						
900 Other Financing Uses	7,040,100.00	7,050,596.45	16,917.52	0.00	-10,496.45	100
5200 ** Functio Total	7,040,100.00	7,050,596.45	16,917.52	0.00	-10,496.45	100
5000 ** Function (E) Total	7,292,442.00	7,256,197.18	16,917.52	0.00	36,244.82	100
10 Fund (E) Total	84,967,675.00	70,198,689.85	6,673,675.52	1,098,081.77	13,670,903.38	84
Report Totals	84,967,675.00	70,198,689.85	6,673,675.52	1,098,081.77	13,670,903.38	84

**Shaler Area School District
 2018-2019
 Expenditure Accounts - with Activity Only**

Ending Date: 05/31/19

OBJECT SUPPLEMENT

	Adjusted Budget	YTD Expended	Current Expended	Current Encumbrances	Remaining Balance	%Us
ALL						
10 Fund 10						
100 Salaries						
111 Sal-administration-reg	2,396,895.00	2,306,595.19	194,098.72	0.00	90,299.81	96
120 Sal-professional-educ	54,072.00	49,672.80	4,139.40	0.00	4,399.20	92
121 Sal-prof-regular	25,643,254.00	18,929,240.38	1,989,840.56	0.00	6,714,013.62	74
122 Sal-prof-substitute	494,600.00	584,930.94	84,996.86	0.00	-90,330.94	118
123 Sal-prof-extra Duty	397,700.00	374,419.03	58,320.02	0.00	23,280.97	94
131 Sal-other Professional	241,775.00	220,623.36	18,385.28	0.00	21,151.64	91
132 Sal-coach/sponsor/other	898,200.00	775,513.83	151,203.04	0.00	122,686.17	86
141 Sal-technical Support	88,855.00	83,334.98	6,956.04	0.00	5,520.02	94
151 Sal-clerical-regular	3,257,672.00	2,927,722.11	289,692.04	0.00	329,949.89	90
152 Sal-clerical-sub	111,700.00	59,834.22	5,682.79	0.00	51,865.78	54
153 Sal-clerical-overtime	58,850.00	63,089.74	2,876.35	0.00	-4,239.74	107
161 Sal-foremen-regular	153,416.00	139,518.72	11,626.56	0.00	13,897.28	91
171 Sal-maint-regular	715,852.00	576,171.60	48,809.20	0.00	139,680.40	80
173 Sal-maintenance-overtime	28,700.00	45,324.45	-1,307.97	0.00	-16,624.45	158
182 Sal-summer Subs	71,500.00	29,590.22	360.00	0.00	41,909.78	41
191 Sal-custodial-regular	1,876,061.00	1,669,604.33	141,963.27	0.00	206,456.67	89
192 Sal-custodial-sub	68,000.00	61,430.30	5,265.00	0.00	6,569.70	90
193 Sal-custodial-overtime	69,000.00	103,199.08	9,918.53	0.00	-34,199.08	150
100 Object (E) Total	36,626,102.00	28,999,815.28	3,022,825.69	0.00	7,626,286.72	79
200 Benefits						
211 Medical Insurance	7,501,400.00	6,645,170.57	597,893.53	0.00	856,229.43	89
212 Dental Insurance	460,000.00	399,005.63	35,755.23	0.00	60,994.37	87
213 Life Insurance	75,000.00	64,413.45	5,389.27	0.00	10,586.55	86
215 Eye Care Insurance	80,000.00	71,291.20	6,571.84	0.00	8,708.80	89
219 Other Health Benefits	138,000.00	122,112.64	14,350.00	0.00	15,887.36	88
220 Social Security	2,850,442.00	2,180,719.75	228,018.63	0.00	669,722.25	77
230 Retirement	12,200,101.00	9,625,203.65	995,657.75	0.00	2,574,897.35	79
240 Tuition Reimbursement	16,000.00	21,131.00	0.00	0.00	-5,131.00	132
250 Unemployment Comp	60,000.00	12,033.07	0.00	0.00	47,966.93	20
260 Workers Compensation	328,605.00	290,936.72	30,403.01	0.00	37,668.28	89
280 Other Post Employment Benefits	50,000.00	3,025.00	0.00	0.00	46,975.00	6
281 RETIREE REIMBURSEMENT	161,000.00	20,376.17	0.00	0.00	140,623.83	13
200 Object (E) Total	23,920,548.00	19,455,418.85	1,914,039.26	0.00	4,465,129.15	81

**Shaler Area School District
2018-2019
Expenditure Accounts - with Activity Only**

Ending Date: 05/31/19

OBJECT SUPPLEMENT

	Adjusted Budget	YTD Expended	Current Expended	Current Encumbrances	Remaining Balance	%Us
ALL						
10 Fund 10						
300 Purchased Prof/tech Svc						
300 Purchased Prof/tech Svc	0.00	10,764.50	0.00	0.00	-10,764.50	-999
322 Prof Education Serv-iu	630,000.00	507,370.73	25,139.89	2,189.00	120,440.27	81
323 Professional Educational Services - Other	186,000.00	260,926.90	18,861.35	0.00	-74,926.90	140
324 Conference Training	16,400.00	37,105.14	5,400.00	123,120.00	-143,825.14	977
329 Professional Educational Services - Other	24,000.00	21,400.00	1,960.00	0.00	2,600.00	89
330 Purch Other Prof Svc	773,500.00	260,320.41	15,295.40	12,158.00	501,021.59	35
332 Delinquent	20,000.00	92,745.51	2,738.72	0.00	-72,745.51	464
333 Tax Appeal-legal	15,000.00	49,723.64	2,403.00	0.00	-34,723.64	331
334 Litigation - MISC	1,000.00	750.00	0.00	0.00	250.00	75
348 Purch Svc In Support Of Technology	0.00	10,610.00	0.00	0.00	-10,610.00	-999
350 Security/safety Services	124,200.00	163,142.53	55,545.55	0.00	-38,942.53	131
360 EMPLOYEE TRAINING/ DEVELOPMENT	0.00	50,823.80	150.00	0.00	-50,823.80	-999
390 Purch Other Prof Svc	2,671.00	950.00	0.00	1,700.00	21.00	99
300 Object (E) Total	1,792,771.00	1,466,633.16	127,493.91	139,167.00	186,970.84	90
400 Purchased Property Svc						
410 Cleaning Services	6,750.00	3,849.80	0.00	2,405.70	494.50	93
411 Disposal Services	57,506.00	35,691.65	0.00	21,734.47	79.88	100
424 Water & Sewage	140,800.00	111,761.41	7,772.60	0.00	29,038.59	79
430 Repairs/maintenance	353,103.13	286,708.66	-34,865.69	63,815.29	2,579.18	99
433 Repairs & Maintenance Srvc Vehl	37,500.00	34,848.22	721.22	3,106.50	-454.72	101
434 MAINT. REPAIRS KITCHEN	58,054.48	36,184.25	250.25	3,328.92	18,541.31	68
438 Maint&repair Infor Tech Eq/infra	78,120.45	35,680.47	0.00	1,371.90	41,068.08	47
440 Rentals	2,500.00	0.00	0.00	0.00	2,500.00	0
442 Rental-equip&vehicles	172,878.00	100,430.37	6,846.36	30,786.00	41,661.63	76
450 Construction Services	10,000.00	0.00	0.00	0.00	10,000.00	0
400 Object (E) Total	917,212.06	645,154.83	-19,275.26	126,548.78	145,508.45	84
500 Other Purchased Services						
510 Student Transport Svc	178,250.00	112,647.29	163.04	0.00	65,602.71	63
513 Stdnt Tran Svcc-cont	4,756,000.00	4,481,276.87	519,652.00	0.00	274,723.13	94
515 Stdnt Tran Svcc-public	500.00	0.00	0.00	0.00	500.00	0
516 Stdnt Tran Svcc-iu	0.00	206.88	206.88	0.00	-206.88	-999
521 Blanket Insurance	168,000.00	163,960.00	0.00	0.00	4,040.00	98
522 Auto Liability Ins	5,000.00	8,136.00	0.00	0.00	-3,136.00	163

**Shaler Area School District
 2018-2019
 Expenditure Accounts - with Activity Only**

Ending Date: 05/31/19

OBJECT SUPPLEMENT

	Adjusted Budget	YTD Expended	Current Expended	Current Encumbrances	Remaining Balance	%Us
ALL						
10 Fund 10						
500 Other Purchased Services						
523 General Prop/liab Ins	15,000.00	9,239.00	0.00	0.00	5,761.00	62
524 Insurance Deductibles	25,000.00	153.00	0.00	0.00	24,847.00	1
525 Bonding Insurance	12,000.00	8,020.34	0.00	0.00	3,979.66	67
529 Athletic Insurance	24,000.00	24,619.00	0.00	0.00	-619.00	103
530 Communications	31,500.00	31,142.89	0.00	0.00	357.11	99
538 Telecommunications	71,465.00	70,120.78	5,352.47	6,615.92	-5,271.70	107
549 ADVERTISING	8,000.00	2,935.30	0.00	0.00	5,064.70	37
561 Tuition/lea W/i State	262,000.00	47,926.20	0.00	0.00	214,073.80	18
562 Tuition Payments To Charter Schools	1,360,000.00	1,547,628.76	140,835.99	0.00	-187,628.76	114
563 Tuition/private Sch	89,250.00	117,478.62	0.00	0.00	-28,228.62	132
564 Tuition To Avts	1,500,000.00	1,492,431.81	0.00	0.00	7,568.19	100
566 Tuition To Comm. Coll. & Tech Ins	50,000.00	0.00	0.00	0.00	50,000.00	0
567 Tuition To Appr Priv Sch (APS)	1,140,000.00	1,023,893.26	770,115.70	0.00	116,106.74	90
568 Tuition-PA Priv Res Reh Inst (PRRi)	405,000.00	202,720.13	47,934.46	0.00	202,279.87	50
569 Tuition - Other	0.00	15,600.00	10,650.00	0.00	-15,600.00	-999
580 Travel	33,555.00	8,728.70	-123.53	0.00	24,826.30	26
581 Travel Conference	24,189.42	24,182.41	201.82	649.98	-642.97	103
582 Travel Teachers Inter District	5,000.00	2,022.95	98.24	0.00	2,977.05	40
583 Travel w/students	5,400.00	2,856.05	0.00	0.00	2,543.95	53
584 Travel Inter-District	17,460.58	10,736.46	1,091.42	0.00	6,724.12	61
591 Security/police Svc	63,600.00	11,518.73	318.00	0.00	52,081.27	18
595 lu Payments/withheld	65,000.00	63,015.74	0.00	0.00	1,984.26	97
598 Camp Food Service	1,500.00	0.00	0.00	0.00	1,500.00	0
599 Misc Purchased Services	66,075.00	38,737.61	6,706.50	0.00	27,337.39	59
500 Object (E) Total	10,382,745.00	9,521,934.78	1,503,202.99	7,265.90	853,544.32	92
600 Supplies						
600 Supplies	0.00	0.00	0.00	0.00	0.00	-999
610 General Supplies	871,453.52	546,518.59	16,214.75	179,657.83	145,277.10	83
611 Uniforms	43,550.00	38,529.25	1,449.00	4,946.53	74.22	100
617 Supplies	50,000.00	60,967.56	0.00	0.00	-10,967.56	122
618 DO NOT USE CHANGED TO 650	0.00	188.00	0.00	0.00	-188.00	-999
621 Natural Gas	268,000.00	274,057.69	14,291.59	0.00	-6,057.69	102
622 Electricity	956,000.00	792,541.76	81,708.58	0.00	163,458.24	83
626 Gasoline	55,000.00	68,242.16	-30,369.51	0.00	-13,242.16	124
635 Meals / Refreshments	0.00	223.30	0.00	0.00	-223.30	-999

**Shaler Area School District
 2018-2019**

Expenditure Accounts - with Activity Only

Ending Date: 05/31/19

OBJECT SUPPLEMENT

	Adjusted Budget	YTD Expended	Current Expended	Current Encumbrances	Remaining Balance	%Us
ALL						
10 Fund 10						
600 Supplies						
640 Books	572,400.00	175,196.32	1,912.30	427,556.04	-30,352.36	105
648 Books&periodicals On Elec Media	49,500.00	48,200.27	17.96	56.10	1,243.63	97
650 Supplies & Fees Technology Related	545,700.00	460,436.54	6,711.06	49,535.79	35,727.67	93
600 Object (E) Total	3,411,603.52	2,465,101.44	91,935.73	661,752.29	284,749.79	92
700 Property						
750 Equip-original & Addl	77,000.00	55,333.84	0.00	10,406.74	11,259.42	85
751 DO NOT USE	12,939.00	7,539.00	0.00	0.00	5,400.00	58
752 Capital Equipment - Original And Additional	82,847.67	59,771.65	100.00	1,073.96	22,002.06	73
754 Capital Equipment - Food Service	5,000.00	0.00	0.00	0.00	5,000.00	0
758 Capital New Hardware Software	141,000.00	73,367.43	1,100.34	103,864.60	-36,232.03	126
760 Equipment-replacement	79,675.00	48,448.07	7,975.00	2,188.28	29,038.65	64
761 DO NOT USE	30,232.00	11,190.59	4,972.47	14,450.22	4,591.19	85
762 Capital Equipment Replacement	1,500.00	0.00	0.00	0.00	1,500.00	0
764 Capital Equipment Food Service	5,000.00	0.00	0.00	0.00	5,000.00	0
768 Capital Eq Harware Software Replace	105,164.00	65,570.52	0.00	30,065.00	9,528.48	91
700 Object (E) Total	540,357.67	321,221.10	14,147.81	162,048.80	57,087.77	89
800 Other Objects						
810 Dues & Fees	59,393.75	52,614.53	1,664.90	1,299.00	5,480.22	91
831 Interest-loan/lease Agr	4,184.00	4,546.02	0.00	0.00	-362.02	109
838 INTEREST - LEASE	5,000.00	0.00	0.00	0.00	5,000.00	0
860 Grants-community Svc	24,500.00	19,607.34	722.97	0.00	4,892.66	80
880 Refund/prior Yr Recpt	35,000.00	7,658.75	0.00	0.00	27,341.25	22
800 Object (E) Total	128,077.75	84,426.64	2,387.87	1,299.00	42,352.11	67
900 Other Financing Uses						
910 Redemption Of Principal	20,000.00	0.00	0.00	0.00	20,000.00	0
911 Lease Pmts/principle	188,158.00	193,395.96	0.00	0.00	-5,237.96	103
930 Fund Transfers	7,040,100.00	7,050,596.45	16,917.52	0.00	-10,496.45	100
900 Object (E) Total	7,248,258.00	7,243,992.41	16,917.52	0.00	4,265.59	100
10 Fund (E) Total	84,967,675.00	70,203,698.49	6,673,675.52	1,098,081.77	13,665,894.74	84
Report Totals	84,967,675.00	70,203,698.49	6,673,675.52	1,098,081.77	13,665,894.74	84

**Shaler Area School District
 2018-2019
 Revenue Accounts - with Activity Only**

Ending Date: 05/31/19

	Revenues Board Supplement				
	Anticipated Revenue	Adjustments	YTD Revenue Received	Current Revenue Received	Remaining Balance %Us
ALL					
10 Fund 10					
6000 Revenue - Local Sources					
6111 Cur Real Estate Tax					
001 Etna	2,474,619.00	0.00	2,312,759.19	9,254.36	161,859.81 93
002 Millvale	1,975,785.00	0.00	1,776,578.01	18,040.86	199,206.99 89
003 Reserve	3,278,859.00	0.00	3,210,728.05	6,078.84	68,130.95 97
004 Shaler	36,841,514.00	0.00	37,565,460.80	75,550.25	-723,946.80 101
6111 Function (R) Total	44,570,777.00	0.00	44,865,526.05	108,924.31	-294,749.05 100
6113 Public Utility Realty Tx					
000 TO BE DISTRIBUTED	54,000.00	0.00	51,693.78	0.00	2,306.22 95
6113 Function (R) Total	54,000.00	0.00	51,693.78	0.00	2,306.22 95
6143 Cur Act 511 Opt Tax					
001 Etna	4,000.00	0.00	4,896.10	172.43	-896.10 122
002 Millvale	3,000.00	0.00	3,233.89	412.40	-233.89 107
003 Reserve	500.00	0.00	854.58	89.43	-354.58 170
004 Shaler	15,000.00	0.00	12,452.58	1,778.04	2,547.42 83
6143 Function (R) Total	22,500.00	0.00	21,437.15	2,452.30	1,062.85 95
6151 Cur Earned Income Tax					
001 Etna	337,628.00	0.00	341,770.92	33,261.92	-4,142.92 101
002 Millvale	326,736.00	0.00	315,531.26	35,270.55	11,204.74 96
003 Reserve	359,410.00	0.00	421,342.26	47,383.42	-61,932.26 117
004 Shaler	4,249,626.00	0.00	3,688,639.11	448,807.91	560,986.89 86
6151 Function (R) Total	5,273,400.00	0.00	4,767,283.55	564,723.80	506,116.45 90
6153 Real Estate Transfers					
000 TO BE DISTRIBUTED	516,608.00	0.00	510,001.58	41,698.83	6,606.42 98
6153 Function (R) Total	516,608.00	0.00	510,001.58	41,698.83	6,606.42 98
6411 Del Real Estate Tax					
001 Etna	151,500.00	0.00	175,554.08	15,712.04	-24,054.08 115
002 Millvale	151,500.00	0.00	167,111.52	46,578.98	-15,611.52 110
003 Reserve	151,500.00	0.00	104,068.46	9,297.96	47,431.54 68
004 Shaler	1,024,645.00	0.00	679,569.82	75,433.59	345,075.18 66
6411 Function (R) Total	1,479,145.00	0.00	1,126,303.88	147,022.57	352,841.12 76

**Shaler Area School District
 2018-2019
 Revenue Accounts - with Activity Only**

Ending Date: 05/31/19

	Anticipated Revenue	Adjustments	YTD Revenue Received	Revenues Board Supplement		
				Current Revenue Received	Remaining Balance	%Us
ALL						
10 Fund 10						
6000 Revenue - Local Sources						
6451 Del Earned Income Tax						
002 Millvale	15,000.00	0.00	205.81	0.00	14,794.19	1
003 Reserve	5,000.00	0.00	6,840.79	0.00	-1,840.79	136
004 Shaler	15,000.00	0.00	0.00	0.00	15,000.00	0
6451 Function (R) Total	35,000.00	0.00	7,046.60	0.00	27,953.40	20
6510 Earnings On Investments						
000 TO BE DISTRIBUTED	90,405.00	0.00	483,363.18	34,285.28	-392,958.18	534
6510 Function (R) Total	90,405.00	0.00	483,363.18	34,285.28	-392,958.18	534
6710 Admission-student Events						
000 TO BE DISTRIBUTED	55,000.00	0.00	35,514.00	2,123.00	19,486.00	64
6710 Function (R) Total	55,000.00	0.00	35,514.00	2,123.00	19,486.00	64
6740 Athletic Physicals						
000 TO BE DISTRIBUTED	1,500.00	0.00	480.00	0.00	1,020.00	32
6740 Function (R) Total	1,500.00	0.00	480.00	0.00	1,020.00	32
6832 IDEA Federal Pass Through Funds						
000 TO BE DISTRIBUTED	986,000.00	0.00	0.37	0.00	985,999.63	0
6832 Function (R) Total	986,000.00	0.00	0.37	0.00	985,999.63	0
6890 Other Revenue From Intermediate Src						
000 TO BE DISTRIBUTED	0.00	0.00	-32,877.73	0.00	32,877.73	-999
6890 Function (R) Total	0.00	0.00	-32,877.73	0.00	32,877.73	-999
6910 Rentals						
005 Athletic Fields	12,000.00	0.00	39,277.42	3,900.00	-27,277.42	327
006 Classrooms	18,000.00	0.00	27,896.00	4,188.00	-9,896.00	154
007 Gymnasiums	0.00	0.00	18,455.34	3,537.34	-18,455.34	-999
6910 Function (R) Total	30,000.00	0.00	85,628.76	11,625.34	-55,628.76	285
6920 Contrib. & Donations From Prvt. Src						
000 TO BE DISTRIBUTED	5,000.00	0.00	28,260.49	1,460.67	-23,260.49	565
6920 Function (R) Total	5,000.00	0.00	28,260.49	1,460.67	-23,260.49	565

**Shaler Area School District
2018-2019
Revenue Accounts - with Activity Only**

Ending Date: 05/31/19

	Anticipated Revenue	Adjustments	YTD Revenue Received	Current Revenue Received	Revenues Board Supplement Remaining Balance	%Us
ALL						
10 Fund 10						
6000 Revenue - Local Sources						
6940 Tuition From Patrons						
000 TO BE DISTRIBUTED	0.00	0.00	13,908.00	0.00	-13,908.00	-999
6940 Function (R) Total	0.00	0.00	13,908.00	0.00	-13,908.00	-999
6980 Rev From Community Act						
000 TO BE DISTRIBUTED	40,000.00	0.00	41,096.25	80.00	-1,096.25	102
095 Fitness Program	10,000.00	0.00	23,371.00	0.00	-13,371.00	233
096 STEAM CAMP	0.00	0.00	5,507.43	0.00	-5,507.43	-999
6980 Function (R) Total	50,000.00	0.00	69,974.68	80.00	-19,974.68	139
6991 Refunds						
000 TO BE DISTRIBUTED	0.00	0.00	259,626.02	0.00	-259,626.02	-999
6991 Function (R) Total	0.00	0.00	259,626.02	0.00	-259,626.02	-999
6999 All Other Revenues Not Specified Above						
000 TO BE DISTRIBUTED	318,000.00	0.00	144,212.79	137,889.76	173,787.21	45
6999 Function (R) Total	318,000.00	0.00	144,212.79	137,889.76	173,787.21	45
6000 Function (R) Total	53,487,335.00	0.00	52,437,383.15	1,052,285.86	1,049,951.85	98
7000 Revenue - State Sources						
7110 Basic Instr Subsidies						
000 TO BE DISTRIBUTED	11,535,415.00	0.00	11,509,695.00	3,543,060.00	25,720.00	99
7110 Function (R) Total	11,535,415.00	0.00	11,509,695.00	3,543,060.00	25,720.00	99
7160 1305 & 1306 Tuition						
000 TO BE DISTRIBUTED	52,500.00	0.00	0.00	0.00	52,500.00	0
7160 Function (R) Total	52,500.00	0.00	0.00	0.00	52,500.00	0
7271 Sp Ed-reg Progrm						
000 TO BE DISTRIBUTED	3,501,775.00	0.00	3,429,809.72	808,630.72	71,965.28	97
7271 Function (R) Total	3,501,775.00	0.00	3,429,809.72	808,630.72	71,965.28	97
7311 TRANSPORTATION						
000 TO BE DISTRIBUTED	1,646,700.00	0.00	1,239,120.00	0.00	407,580.00	75
7311 Function (R) Total	1,646,700.00	0.00	1,239,120.00	0.00	407,580.00	75

**Shaler Area School District
2018-2019
Revenue Accounts - with Activity Only**

Ending Date: 05/31/19

	Anticipated Revenue	Adjustments	YTD Revenue Received	Revenues Board Supplement		
				Current Revenue Received	Remaining Balance	%Us
ALL						
10 Fund 10						
7000 Revenue - State Sources						
7312 TRANSPORTATION SUB						
000 TO BE DISTRIBUTED	160,000.00	0.00	68,145.00	0.00	91,855.00	42
7312 Function (R) Total	160,000.00	0.00	68,145.00	0.00	91,855.00	42
7320 Subsidy/rental & Sf Pmt						
000 TO BE DISTRIBUTED	300,000.00	0.00	-843,746.94	0.00	1,143,746.94	-281
7320 Function (R) Total	300,000.00	0.00	-843,746.94	0.00	1,143,746.94	-281
7330 Subs/medical & Dental						
000 TO BE DISTRIBUTED	85,000.00	0.00	7,379.69	0.00	77,620.31	8
7330 Function (R) Total	85,000.00	0.00	7,379.69	0.00	77,620.31	8
7340 Property Tax Relief Pmt						
000 TO BE DISTRIBUTED	2,041,241.00	0.00	2,041,240.80	0.00	0.20	100
7340 Function (R) Total	2,041,241.00	0.00	2,041,240.80	0.00	0.20	100
7505 READY TO LEARN GRANT						
000 TO BE DISTRIBUTED	706,471.00	0.00	706,470.00	0.00	1.00	100
7505 Function (R) Total	706,471.00	0.00	706,470.00	0.00	1.00	100
7599 DC ED Grant						
000 TO BE DISTRIBUTED	0.00	0.00	25,000.00	0.00	-25,000.00	-999
7599 Function (R) Total	0.00	0.00	25,000.00	0.00	-25,000.00	-999
7810 Social Security Subsidy						
000 TO BE DISTRIBUTED	1,480,367.00	0.00	869,521.40	313,590.08	610,845.60	58
7810 Function (R) Total	1,480,367.00	0.00	869,521.40	313,590.08	610,845.60	58
7820 Retirement Subsidy						
000 TO BE DISTRIBUTED	6,469,109.00	0.00	2,235,519.74	0.00	4,233,589.26	34
7820 Function (R) Total	6,469,109.00	0.00	2,235,519.74	0.00	4,233,589.26	34
7000 Function (R) Total	27,978,578.00	0.00	21,288,154.41	4,665,280.80	6,690,423.59	76

**Shaler Area School District
 2018-2019
 Revenue Accounts - with Activity Only**

Ending Date: 05/31/19

	Anticipated Revenue	Adjustments	YTD Revenue Received	Current Revenue Received	Revenues Board Supplement Remaining Balance	%Us
ALL						
10 Fund 10						
8000 Revenue - Federal Source						
8514 Nclb-title I-improving Academic Ach						
000 TO BE DISTRIBUTED	330,000.00	0.00	205,194.21	0.00	124,805.79	62
8514 Function (R) Total	330,000.00	0.00	205,194.21	0.00	124,805.79	62
8515 Nclb-title Ii-preparing Teachers						
000 TO BE DISTRIBUTED	140,000.00	0.00	30,181.10	0.00	109,818.90	21
8515 Function (R) Total	140,000.00	0.00	30,181.10	0.00	109,818.90	21
8517 Nclb-title Iv-21st Century Sch						
000 TO BE DISTRIBUTED	0.00	0.00	33,160.00	0.00	-33,160.00	-999
8517 Function (R) Total	0.00	0.00	33,160.00	0.00	-33,160.00	-999
8690 Other Restricted Fed Grants-in-aid						
000 TO BE DISTRIBUTED	0.00	0.00	500.00	0.00	-500.00	-999
8690 Function (R) Total	0.00	0.00	500.00	0.00	-500.00	-999
8810 Medical Assistance-access						
000 TO BE DISTRIBUTED	250,000.00	0.00	262,315.18	0.00	-12,315.18	104
8810 Function (R) Total	250,000.00	0.00	262,315.18	0.00	-12,315.18	104
8000 Function (R) Total	720,000.00	0.00	531,350.49	0.00	188,649.51	73
9000 Other Financing Sources						
9500 Refund/prior Yrs Exp						
000 TO BE DISTRIBUTED	0.00	0.00	15,279.98	0.00	-15,279.98	-999
9500 Function (R) Total	0.00	0.00	15,279.98	0.00	-15,279.98	-999
9999 Fund Balance						
000 TO BE DISTRIBUTED	2,781,762.00	0.00	0.00	0.00	2,781,762.00	0
9999 Function (R) Total	2,781,762.00	0.00	0.00	0.00	2,781,762.00	0
9000 Function (R) Total	2,781,762.00	0.00	15,279.98	0.00	2,766,482.02	0
10 Fund (R) Total	84,967,675.00	0.00	74,272,168.03	5,717,566.66	10,695,506.97	87
Report Totals	84,967,675.00	0.00	74,272,168.03	5,717,566.66	10,695,506.97	87

**SHALER AREA SCHOOL DISTRICT
FUND PROFILES & INVESTMENTS
May-19**

GENERAL FUND

Beginning Balance May 1, 2019			\$20,010,230.67
	Receipts	\$4,656,774.86	
	Disbursements	\$4,812,462.26	
Ending Balance May 31, 2019			\$19,854,543.27

SUMMARY OF INVESTMENTS - GENERAL FUND

<i>Financial Institution</i>	<i>Investment Type</i>	<i>Interest Rate</i>	<i>Maturity</i>	<i>Amount</i>
PSDLAF	MAX	2.11%	LIQUID	\$5,650,422.91
PSDLAF	MAX	2.11%	LIQUID	\$453,214.54
PSDLAF	MAX	2.11%	LIQUID	\$49,435.54
PSDLAF	FLEX	2.45%	LIQUID	\$3,500,000.00
PSDLAF	FLEX	2.45%	LIQUID	\$7,000,000.00
PSDLAF	FLEX	2.40%	LIQUID	\$1,000,000.00
PLGIT	CLASS	1.98%	LIQUID	\$12,083.81
PLGIT	I - CLASS	2.14%	LIQUID	\$2,147,464.78
PLGIT	CD	2.65%	7/11/2019	\$243,000.00
PLGIT	CD	2.61%	7/11/2019	\$243,000.00
PLGIT	CD	2.70%	7/11/2019	\$243,000.00
PLGIT	CD	2.80%	8/5/2019	\$246,000.00
PLGIT	CD	2.80%	8/5/2019	\$246,000.00
Total				\$21,033,621.58

FUND PROFILES & INVESTMENTS

May-19

Page 2

FUND FOR CONSTRUCTION, RENOVATION & REPAIR (CR&R)

Beginning Balance May 1, 2019			\$351,229.43
	Receipts	\$678.50	
	Disbursements	\$0.00	
Ending Balance May 31, 2019			\$351,907.93

<i>Financial Institution</i>	<i>Investment Type</i>	<i>Interest Rate</i>	<i>Maturity</i>	<i>Amount</i>
PSDLAF	MAX	2.11%	LIQUID	\$4,907.93
PSDLAF	FLEX	2.35%	LIQUID	\$347,000.00
TOTAL				\$351,907.93

CAFETERIA FUND

Beginning Balance May 1, 2019			\$138,401.51
	Receipts	\$110,545.41	
	Disbursements	\$1,320.16	
Ending Balance May 31, 2019			\$247,626.76

<i>Financial Institution</i>	<i>Investment Type</i>	<i>Interest Rate</i>	<i>Maturity</i>	<i>Amount</i>
PSDLAF	MAX	2.11%	LIQUID	\$249,003.67
Total				\$249,003.67

FUND PROFILES & INVESTMENTS

May-19

Page 3

BOND FUND

Beginning Balance May 1, 2019			\$1,590,295.36
	Receipts	\$3,265.86	
	Disbursements	\$2,720.00	
Ending Balance May 31, 2019			\$1,590,841.22

SUMMARY OF INVESTMENTS - BOND FUND

<i>Financial Institution</i>	<i>Investment Type</i>	<i>Interest Rate</i>	<i>Maturity</i>	<i>Amount</i>
PSDLAF	FLEX	2.11%	LIQUID	\$40,762.87
PSDLAF	FLEX	2.35%	LIQUID	\$1,550,000.00
Total				\$1,590,762.87

Supplement C.2a – Cafeteria Operating Statement April

	April <u>2019</u>	YTD <u>2019</u>	April <u>2018</u>	YTD <u>2018</u>	Change <u>From 2018</u>
<u>Operating Income:</u>					
Breakfast Sales	6,541.00	41,735.65	5,613.90	34,323.75	7,411.90
Lunch Sales	53,549.00	381,645.00	55,248.80	425,188.60	(43,543.60)
Ala Carte Sales	44,929.00	302,544.49	37,069.26	324,299.86	(21,755.37)
Special Function Sales	7,394.00	61,243.34	6,824.24	62,410.93	(1,167.59)
Total Operating Income	112,413.00	787,168.48	104,756.20	846,223.14	(59,054.66)
<u>Operating Expenses:</u>					
Salaries & Benefits	90,783.00	689,249.00	95,849.31	761,277.79	(72,028.79)
Budgeted Other Cost	13,667.48	164,438.00	17,582.30	186,415.77	(21,977.77)
Food	88,312.78	612,935.57	64,234.60	613,925.30	(989.73)
Paper & Cleaning	11,758.00	55,865.39	6,553.57	63,893.16	(8,027.77)
PTO Day Accrual	-	-	2,000.00	16,000.00	(16,000.00)
Total Operating Expenses	204,521.26	1,522,487.96	186,219.78	1,641,512.02	(119,024.06)
L4L Credit Labor Credit/ Chicken					-
Net Operating Income (Loss)	(92,108.26)	(735,319.48)	(81,463.58)	(795,288.88)	59,969.40
<u>Non-Operating Income:</u>					
Federal & State Subsidy	104,573.41	725,063.57	73,363.28	741,247.07	(16,183.50)
Actual Net Income (Loss)	12,465.15	(10,255.91)	(8,100.30)	(54,041.81)	43,785.90
<u>Breakfast Serving Days</u>					
Breakfasts Served Days	21	152	20	156	(4)
Breakfasts Served	14,051	85,954	11,905	79,390	6,564
Average Brk/ Day	669.10	565.49	595	509	56
<u>Lunch Serving Days</u>					
Lunches Served Days	21	153	20	157	(4)
Lunches Served	44,298	316,102	45,439	350,141	(34,039)
Average Lunches per Day	2,109.43	2,066.03	2,272	2,230	(164)
Ala Carte Sales Days	21	153	20	157	(4)
Ala Carte Sales	44,929.00	302,544.00	37,069.26	324,299.86	(21,756)
Average Ala Carte per Day	2,139.48	1,977.41	1,853.46	2,065.60	(88)

Supplement C.2b – Cafeteria Operating Statement May

	May <u>2019</u>	YTD <u>2019</u>	May <u>2018</u>	YTD <u>2018</u>	Change <u>From 2018</u>
<u>Operating Income:</u>					
Breakfast Sales	6,508.00	48,243.65	6,005.00	40,329.00	7,914.65
Lunch Sales	54,003.00	435,648.00	54,629.00	479,818.00	(44,170.00)
Ala Carte Sales	42,167.00	344,711.49	36,846.00	361,146.00	(16,434.51)
Special Function Sales	11,867.00	73,110.34	10,512.00	72,923.00	187.34
Total Operating Income	114,545.00	901,713.48	107,992.00	954,216.00	(52,502.52)
<u>Operating Expenses:</u>					
Salaries & Benefits	88,986.97	778,237.00	99,892.00	861,170.00	(82,933.00)
Budgeted Other Cost	17,076.00	181,515.00	18,330.00	204,745.00	(23,230.00)
Food	75,636.00	688,571.00	73,313.00	687,239.00	1,332.00
Paper & Cleaning	5,879.00	61,743.00	6,341.00	70,234.00	(8,491.00)
PTO Day Accrual	-	-	2,000.00	18,000.00	(18,000.00)
Total Operating Expenses	187,577.97	1,710,066.00	199,876.00	1,841,388.00	(131,322.00)
L4L Credit Labor Credit/ Chicken					-
Net Operating Income (Loss)	(73,032.97)	(808,352.52)	(91,884.00)	(887,172.00)	78,819.48
<u>Non-Operating Income:</u>					
Federal & State Subsidy	103,165.00	826,505.00	100,998.00	871,939.00	(45,434.00)
Actual Net Income (Loss)	30,132.03	18,152.48	9,114.00	(15,233.00)	33,385.48
<u>Breakfast Serving Days</u>					
Breakfasts Served Days	21	173	21	177	(4)
Breakfasts Served	13,515	99,469	12,465	91,855	7,614
Average Brk/ Day	644.00	575.00	594.00	519.00	56
<u>Lunch Serving Days</u>					
Lunches Served Days	21	174	21	178	(4)
Lunches Served	44,585	360,687	44,948	395,089	(34,402)
Average Lunches per Day	2,123.00	2,073.00	2,140.00	2,220.00	(147)
<u>Ala Carte Sales Days</u>					
Ala Carte Sales Days	21	174	21	178	(4)
Ala Carte Sales	42,167.00	344,711.00	36,846.00	361,146.00	(16,435)
Average Ala Carte per Day	2,008.00	1,981.00	1,755.00	2,029.00	(48)

SHALER AREA SCHOOL DISTRICT

2019 Homestead and Farmstead Exclusion Resolution

RESOLVED, by the Board of School Directors of Shaler Area School District, that homestead and farmstead exclusion real estate tax assessment reductions are authorized for the school year beginning July 1, 2019, under the provisions of the Homestead Property Exclusion Program Act (part of Act 50 of 1998) and the Taxpayer Relief Act (Act 1 of 2006), as follows:

1. **Aggregate amount available for homestead and farmstead real estate tax reduction.**
The following amounts are available for homestead and farmstead real estate tax reduction for the school year beginning July 1, 2019:
 - a. **Gambling Tax Funds.** The Pennsylvania Department of Education (PDE) has notified the School District that PDE will pay to the School District during the school year pursuant to Act 1, 53 P.S. §6926.505(b), as a property tax reduction allocation funded by gambling tax funds, the amount of \$2,039,261.28
 - b. **Philadelphia tax credit reimbursement funds.** PDE has notified the School District that PDE will pay \$1,493.35 to the School District during the school year pursuant to Act 1, 53 P.S. § 6926.324(3), as reimbursement for Philadelphia tax credits claimed against the School District earned income tax by School District resident taxpayers.
 - c. **Aggregate amount available.** Adding these amounts, the aggregate amount available during the school year for real estate tax reduction is \$2,040,754.63.
2. **Homestead/Farmstead numbers.** Pursuant to Act 50, 54 Pa. C.S. § 8584(i), and Act 1, 53 P.S. § 6926.341(g)(3), the Country has provided the School District with a certified report listing approved homesteads and approved farmstead as follows:
 - a. **Homestead property number.** The number of taxable approved homesteads within the School District is 12,114.
 - b. **Farmstead property number.** The number of approved farmsteads within the School District is zero (0).
 - c. **Homestead/Farmstead combined number.** Adding these numbers, the aggregate number of taxable approved homesteads and approved farmsteads is 12,114.
3. **Real Estate Tax Reduction Calculation.** The school board has decided that the homestead exclusion amount and the farmstead exclusion amount shall be equal. Dividing the paragraph 1(c) aggregate amount available during the school year for real estate tax reduction of \$2,040,754.63 by the paragraph 2(c) aggregate number of approved homesteads and approved farmsteads of 12,114 the maximum real estate tax reduction amount applicable to each approved homestead and to each approved farmstead is \$168.46.

4. **Homestead exclusion calculation.** Dividing the paragraph 3 maximum real estate tax reduction amount of \$168.46 by the School District real estate tax rate of 23.5319 mills, the maximum real estate assessed value reduction to be reflected on tax notices as a homestead exclusion for each approved homestead is \$7,159.

5. **Homestead/Farmstead exclusion authorization – July 1 tax bills.** The tax notice issued to the owner of each approved homestead within the School District shall reflect a homestead exclusion real estate assessed value reduction equal to the lesser of: (a) the County-established assessed value of the homestead, or (b) the paragraph 4 maximum real estate assessed value reduction of \$7,159. For purposes of the Resolution, “approved homestead” and “approved farmstead” shall mean homesteads and farmsteads listed in the report referred to in paragraph 2 above and received by the School District from the County Assessment Office on or before May 1 pursuant to Act 1, 53 P.S. § 6926.341(g)(3), based on homestead/farmstead applications filed with County Assessment Office on or before March 1. This paragraph 5 will apply to tax notices issued based on the initial tax duplicate used in issuing initial real estate tax notices for the school year, which will be issued on or promptly after July 1, and will not apply to interim real estate tax bills.

DULY ADOPTED this 19th day of June, 2019 by the Board of School Directors, in lawful session duly assembled.

SHALER AREA SCHOOL DISTRICT
Allegheny County, Pennsylvania

ATTEST:

By _____
President, Board of School Directors

Secretary

(SEAL)

SHALER AREA SCHOOL DISTRICT

Real Estate Tax Installment Payment Plan Resolution

RESOLVED, by the Board of School Directors of the Shaler Area School District, that a plan is adopted providing an option for installment payments of real estate taxes for all taxpayers as follows:

Real Estate Tax Installment Payment Plan (Installment payment available for all taxpayers)

For the real estate tax levied by the School District, other than interim real estate tax, taxpayers may elect an installment payment option under the following rules:

1. **Installment payment dates.** A taxpayer electing the installment payment option may pay the real estate tax in four (4) equal installment payments of one-fourth (1/4) of the full tax amount. The installments are due on or before July 31, September 30, November 30 of the year in which the tax is levied and February 1 of the year following the year in which the tax is levied. Any installment not paid in full by these dates is delinquent. A partial payment of an installment will not be accepted.
2. **Taxpayer election of installment payment option.** Payment of the first installment in full by July 31 will constitute taxpayer election to pay tax in installments. Installment payment option is permitted only if the taxpayer elects by paying the first installment payment in full by July 31. If the taxpayer fails to meet this requirement, the full amount of the real estate tax is due on or before October 31, and the real estate tax is delinquent if not paid in full on or before October 31.
3. **No discount.** No discount will be offered or applied to installment payments.
4. **Penalty on delinquent installments.** If a taxpayer makes the first installment payment by July 31 and fails to pay in full any subsequent installments by the installment due date, the installment is delinquent and a penalty will be added to the tax in the amount of ten percent (10%) of the amount of the total installment due on the installment due date, without regard to any attempt at partial payment of the installment.
5. **Option available for all property.** Any taxpayer may elect installment payments.
6. **Ineligibility.** A taxpayer who is delinquent by more than ten (10) days on the second, third or fourth installment payment shall be ineligible for the installment payment option in the following school year.
7. **Effective date.** This plan will become effective July 1, 2019, and will continue in effect thereafter for real estate taxes levied for the school year beginning July 1, 2019, and for real estate taxes levied for future years, until amended or repealed.

Resolved: This 19th day of June 2019

Sean C. Aiken
Superintendent of Schools

Mr. James Tunstall
President, Board of Directors

Sherri L. Ludwig
Secretary, Board of Directors

TECHNOLOGY RECYCLING FOR JUNE 2019

214 Old and Broken Laptops

60 Keyboards

3 Broken Printers

1 Tube TV

26 Bad Monitors

3 Projectors

1 VCR

Misc. Cables

2- old Prosoft Servers

Microsoft Surface


Grade Quick Server



5096 Steuben/LeFevre
Suite 1
Pittsburgh, PA 15136
412-275-3800
www.cap-security.com



SERVICE, INTEGRITY and EXCELLENCE



Capital Asset Protection is full, licensed, bonded and insured according to industry standards.

Security Guard Services Proposal



Shaler Area School District
1800 Mt. Royal Blvd.
Glenshaw, Pa. 15116

May 1, 2019

Capital Asset Protection, Inc.

Corporate Headquarters
29 Noblestown Road
Carnegie, Pa. 15106
Phone 412-812-5661



29 Noblestown Road
Carnegie, Pa 15106
412-275-3800
www.cap-security.com



Company Overview

Capital Asset Protection, Inc. has over 25 years of service in the contract security and public safety industry. We are a regional company with our Corporate headquarters located in Pittsburgh, and the majority of our business in Western Pennsylvania and Eastern Ohio. We are recognized for providing and managing customized, high-quality security guard services.

Capital Asset Protection has been servicing the Shaler School District for the past 9 years, and we appreciate the opportunity that you have given us to continue serving your District. As you know, we have extensive experience in school security, and we are currently serving Franklin Regional School District, Deer Lakes School District, Elwood City Schools, and Community Day School. We have also worked with Highlands School District, Karns City Schools, Moon, Butler, Penn Hills, Clairton, Gateway, Knoch, Neshannock, and Latrobe. We understand your current security specifications, your school policies, mandatory qualifications, and your special event requirements, and we believe that this knowledge will assist us in providing you with well-trained, dedicated and professional security officers.

Our clients rate CAP as superior in pricing, guard performance, customer service, and client satisfaction. CAP is dedicated to ensuring clients' assets and interests are secure by identifying and addressing the site-specific needs and effectively tailoring operations, management, and personnel.

Our mission is to provide the most flexible and proactive solutions for the security concerns of our clients. Our service will always be executed with integrity and excellence.

Management

Capital Asset Protection is a privately held corporation, free to pursue our goal of providing quality security services without the pressure of short-term profit motivation of shareholders. Our Management team has over 100 years of security experience, we are in the business because we are devoted to the industry and love what we do. We are different than the high-volume national account holders and our clients clearly benefit from hands-on corporate oversight and personalized management, from executive headquarters to regional supervision.



Communication is a critical part of the security function. This includes communication with the officers as well as communication with the client. To better facilitate proper communication with the client CAP will participate in regular scheduled meetings. Our Regional Manager will interact daily with the officers assigned. He will be available for weekly meetings to review officer performance, implement any new policies, and discuss any security operational issues.

In addition to these weekly meetings, our Vice-President will attend monthly meetings. At these meetings the parties will discuss any problems, operational issues, or concerns and be prepared to address corrective measures if needed. Clients reach a very comfortable level in interacting with our team and are confident that their budget dollars are well spent.

It is understood that CAP is responsible for the day-to-day inspection and monitoring of all officers assigned. We will also exercise control over all aspects of our employees' performance and conduct. This will include their hiring, training, evaluation, discipline, promotion, and resolution of any complaints or grievances.

Commercial and Industrial Security Services

Capital Asset Protection is highly regarded as a regional custom security provider that addresses the particular concerns of the commercial sector.

CAP guards may provide armed or unarmed foot and/or vehicular roving patrols to secure office buildings, schools, plants, mines, construction sites, commercial parking lots, garages, public areas, and general high-risk sites and perimeters. With Pennsylvania roots in the rapid-response and strike security industry, CAP is uniquely qualified to offer security coverage like no other company in the region.

Below is a list of typical tasks officers are asked to perform for industrial and commercial sites:

- Control access with identification procedures and sign-in logs
- Screening and searching procedures for vehicles and hand carried articles.
- Being highly visible to deter crime
- Observe and report suspicious activity
- Writing incident reports with great attention to detail.
- Provide interior and exterior patrols
- Perform safety inspections
- Monitor video and access control technology
- Recognition of characteristics and behavior of persons who are likely to threaten security
- Security related communications
- Knowledge of emergency procedures
- Traffic control
- Gate access control

Duties, Requirements


Capital Asset Protection Security Officers are State certified/trained and qualified security guards whose duties include a wide range of protective service responsibilities designed to detect, deter, and report persons suspected of trespassing or attempting to gain access to protected facilities, buildings, structures or areas. Security Officers protect personnel and property against fire, theft, vandalism, or other hazards including physical attacks. A security officer is not a police officer. Only law enforcement or police officers have the power and authority to detain and arrest.

Training

Capital Asset Protection believes that the proper training of security officers is the key to their success. We understand the client's need for well-qualified and trained officers. The ability of the officer to deal with the general public, and also have the proper training to be able to handle potentially difficult situations is extremely important.

Officers receive three levels of training:

- Classroom training prior to assignment;
- On-the-job training; and
- On-going follow up training.



We have implemented our own customized training program. This program covers the many facets of the security industry to include: Report Writing, Legal Aspects of Security, Dealing with Difficult Situations, and Responding to Emergencies. In keeping with CAP's high standard of services, you will find this training program to be invaluable to the level of service received.



All CAP Security Officers must go through an orientation and training class prior to receiving a post assignment. The officer will then be assigned a post and the "on the job" training will take place. Every account will require a different amount of training time. The Director of Operations and Regional Manager will evaluate each location and determine the minimal amount of training that will be acceptable. CAP will also work with the client to design and implement an advanced or specific training program, to include First Aid, CPR and AED.

Officer Selections and Hiring Standards

The most important element of providing quality service is staffing with personnel who will be able to perform to high standards on a daily basis. The first step in keeping pace with the increasing demands for better quality security services is to intensify the employee selection process. To accomplish this, CAP screens for the best security officer applicants. The pre-employment screening process background checks for all applicants. All candidates can be client interviewed and fully accepted by the client before shift assignment. Officers are required to demonstrate appropriate appearance and manners, effective communication skills, punctuality, and computer literacy. Through our continuing relationship with law enforcement, we often recruit officers with related security and emergency service backgrounds.

Must be at least 18 – 21 years of age. (Armed -21)

Possess a high school diploma or GED.

Must speak, read, write, and understand English

Provide proof of U. S. citizenship – Birth Certificate, I-9

Provide a valid state drivers license

Provide a Social Security Card

Insurance

Capital Asset Protection holds liability insurance at the industry standard level of \$1 million per occurrence and \$ 3 million in the aggregate. In addition to liability Capital Asset Protection holds all state required Workman's Compensation insurance standards.

Command Dispatch Center

CAP has a continually staffed, 24/7 Command Dispatch Center located in Pittsburgh, PA. We insure you will never be without an officer. Our dispatch and management will work together to maintain consistent staffing of the highest quality personnel. A supervisor who maintains time and attendance for all accounts operates this dispatch center. Our dispatch staff receives calls verifying each employee is on their post. Likewise, the employee is required to call in before leaving their post or being relieved. These times are then documented and a record verifying time and attendance is created. These records are kept and available for your review upon request. Should an employee not "clock in" the supervisor at dispatch will immediately contact the Regional Manager. In this manner, we maintain consistent staffing, provide time and attendance documentation and have a supervisor on call to assist any officers who may need advice. In addition, our dispatch is in constant communication with our officers to insure their safety, provide needed assistance and be accessible to clients at any time.



Uniforms and Attire

Capital Asset Protection is keenly aware that first impressions count and should also send a message. Our uniforms compliment the preferred look and needs of the clients. CAP offers a police-style uniform, consisting of navy pants, navy or white shirt, to be worn with black shoes and belt. This uniform acts as a deterrent as well as providing a crisp, clean look that projects authority.

For others in the hospitality, front desk, or retail setting, our attire may include a soft look, which consists of navy sport coat, white shirts and navy slacks.



SECURITY SERVICES PROPOSAL

Location

Shaler Area School District
1800 Mount Royal Blvd.
Glenshaw, Pa. 15116

Scope of Services:

Capital Asset Protection shall provide unarmed uniformed Security Officers to perform the overall security functions requested by Shaler Area School District.

Rate and Hours:

Please refer to cost sheet on the following page of this proposal for hourly rates. I had to deviate from the original cost summary in the RFP because we currently have officers with extensive experience at Shaler Area School District. It would not be fair to include them into the same pay rate as a new officer just starting out. We have three officers with over 35 years of combined security experience at Shaler Area Schools.

Invoicing

Capital Asset Protection invoices on a weekly basis at net 30 days

Client Contact

Dr. Bryan O'Black
Assistant Superintendent
Shaler Area School District
1800 Mount Royal Blvd
Glenshaw, Pa. 15116

Submitted By:

Mark Drear
Vice President
Capital Asset Protection
29 Noblestown, Road
Carnegie, Pa. 15106
mdrear@cap-security.com
412-812-5661

APPENDIX C

**SHALER AREA SCHOOL DISTRICT
SECURITY GUARD SERVICE RFP**

Cost Summary

List hourly rates for Security Guard Service as specified:

1 Year Contract (2019 – 2020 Only)

Rate	2019 - 2020
Rate 1 – Security Officer	\$ 15.36
Rate 2 – Event Security Officer (after school hours)	\$ 21.47
Rate 3 – Site Supervisor	\$ 16.78

3 Year Contract (2019 – 2022)

Rate	2019 – 2020	2020 – 2021	2021 – 2022
Rate 1 – Security Officer	\$ 15.36	\$ 15.74	\$ 16.14
Rate 2 – Event Security Officer (after school hours)	\$ 21.47	\$ 21.83	\$ 22.36
Rate 3 – Site Supervisor	\$ 16.78	\$ 16.98	\$ 17.68

Note: If quoting on other than specified, please send detailed explanation.

*Please see attached cost sheet,
in addition to Appendix C.*

Muller



Capital Asset Protection, Inc.
5996 Steubenville Pike,
Suite "O"
Pittsburgh, PA 15136
412-275-3822
www.cap-security.com



2020 – 2021 School Year

Post	Pay rate	Bill rate
Security Officer I Less than 1 year school security experience	\$10.75 per hour	\$15.74 per hour
Security Officer II Jason Ross – 8 years service at Shaler	\$11.25 per hour	\$16.36 per hour
Security Officer III Steve Klear – 18 years service at Shaler	\$12.25 per hour	\$16.97 per hour
Site Supervisor Bob Borner – 13 years service at Shaler	\$12.75 per hour	\$16.98 per hour
Special Event Officers	Normal wages	\$21.83 per hour

2021 / 2022 School year

Post	Pay rate	Bill rate
Security Officer I Less than 1 year school security experience	\$11.00 per hour	\$16.14 per hour
Security Officer II Jason Ross – 9 years service at Shaler	\$11.50 per hour	\$16.77 per hour
Security Officer III Steve Klear – 19 years service at Shaler	\$12.50 per hour	\$17.32 per hour
Site Supervisor Bob Borner – 14 years service at Shaler	\$13.00 per hour	\$17.68 per hour
Special Events Officers	Normal wages	\$22.36 pr hour



Capital Asset Protection, Inc.
5996 Steubenville Pike,
Suite "O"
Pittsburgh, PA 15136
412-275-3822
www.cap-security.com



Shaler Area School District

Security Guard Service RFP

2019 – 2020 School Year

Post	Pay rate	Bill rate
Security Officer I Less than 2 years school security experience	\$10.50 per hour	\$15.36 per hour
Security Officer II Jason Ross – 7 years service at Shaler Area School District	\$11.00 per hour	\$15.98 per hour
Security Officer III Steve Klear – 17 years service at Shaler Area School District	\$12.00 per hour	\$16.57 per hour
Site Supervisor Bob Borner – 12 years service at Shaler Area School District	\$12.50 per hour	\$16.78 per hour
Special Event Officers	Normal wages	\$21.47 per hour




Visit our website at www.cap-security.com

I state that CAPITAL ASSET PROTECTION INC (Name of firm) understands and acknowledges that the above representative are material and important, and will be relied on by Shaler Area School District in awarding the contract(s) for which this proposal is submitted. I understand and my firm understands that any misstatement in this affidavit is and shall be treated as fraudulent concealment from Shaler Area School District of the true facts relating to the submission of proposals for this contract.

D. Alloe President
Name and Company Position

SWORN TO AND SUBSCRIBED
BEFORE ME THE 20 DAY
OF April, 20 19



Michelle Lynn Kearns
Notary Public

My commission expires Feb. 22, 2023

INSTRUCTIONS FOR NON-COLLUSION AFFIDAVIT

1. This Non-Collusion Affidavit is material to any contract awarded pursuant to this RFP. According to the Pennsylvania Antid-Rigging Act, 73 P.S. 1611 et seq., governmental agencies may require Non-Collusion Affidavits to be submitted together with proposals.
2. This Non-Collusion Affidavit must be executed by the member, officer or employee of the proposer who makes the final decision on prices and the amount quoted in the proposal.
3. Proposal rigging and other efforts to restrain competition, and the making of false sworn statements in connection with the submission of proposals are unlawful and may be subject to criminal prosecution. The person who signs the Affidavit should examine it carefully before signing and assure himself or herself that each statement is true and accurate, making diligent inquiry, as necessary, of all other persons employed by or associated with the proposer with responsibilities for the preparation, approval or submission of the proposal.
4. In the case of a proposal submitted by a joint venture, each party to the venture must be identified in the proposal documents, and an Affidavit must be submitted separately on behalf of each party.
5. The term "complementary proposal" as used in the Affidavit has the meaning commonly associated with the term in the competitive procurement process, and includes the knowing submission of proposals higher than the proposal of another firm, any intentionally high or noncompetitive proposal, and any other form of proposal submitted for the purpose of giving a false appearance of competition.
6. Failure to file an Affidavit in compliance with these instructions will result in disqualification of the proposal.

Shaler Area School District
1800 Mount Royal Blvd.
Glenshaw, PA 15116

**Request for Proposals (RFP)
School Security Guard Services**

TO: Security Guard Contractors

FROM: Dr. Bryan E. O'Black, Assistant Superintendent
Ms. Sherri Ludwig, Director of Business Affairs


SUBJECT: Request for Proposal for School Security Guard Services

DATE: April 17, 2019

The Shaler Area School District is accepting Request for Proposals (RFP's) for school security guards at Shaler Area Elementary School (4-6), Shaler Area Middle School (7-8) and Shaler Area High School (9-12). The district will award a one to three-year contract to a single provider for all requested services set for in this RFP.

The deadline to submit proposals is 9:00 AM, prevailing time on Monday, May 6, 2019. A checklist of required documents is included in this packet. Please ensure all requested information is included in your proposal. Questions or inquiries to this RFP should be e-mailed to Dr. Bryan O'Black, Assistant Superintendent, oblackb@sasd.k12.pa.us.

NOTE: Vendors requesting an RFP and / or submitting a proposal must provide their e-mail address to Bryan O'Black and Sherri Ludwig: ludwigs@sasd.k12.pa.us and oblackb@sasd.k12.pa.us. An e-mail group will be created and utilized for the purposes of answering questions, changes, and clarifications for all RFP related issues.


5/2/19

REQUEST FOR PROPOSALS

The Shaler Area School District is soliciting bids for **STORM DRAIN IMPROVEMENTS** at Shaler Area High School.


Sealed bids due back to Shaler Area School District, 1660 Butler Plank Road, Glenshaw, PA, 15116, attention John Kaib, on or before 1:00 p.m. on June 25, 2019

Bid documents may be obtained by contacting the Buildings & Grounds Office at coylek@sasd.k12.pa.us.

Shaler Area School District reserves the right to accept or reject any or all proposals and to make the award in the best interest of the School District in accordance with law.

SHERRI LUDWIG
Board Secretary

**SHALER AREA
SCHOOL DISTRICT
2019-2020 FINAL BUDGET**



JUNE 19, 2019

REVENUES

**Shaler Area School District
Budget Summary Report
Revenue**

Revenue Comp

	2018-19 FINAL BUDGET	2019-20 PROPOSED BUDGET	DIFFERENCE \$	DIFFERENCE %
ALL				
10 Fund 10				
6000 Revenue - Local Sources				
6111 Cur Real Estate Tax				
001 Etna	2,474,619	2,536,487	61,868	2.50
002 Millvale	1,975,785	2,025,179	49,394	2.50
003 Reserve	3,278,859	3,360,830	81,971	2.50
004 Shaler	36,841,514	37,349,219	507,705	1.38
6111 Function (Sub Total	44,570,777	45,271,715	700,938	1.57
6113 Public Utility Realty Tx				
000 TO BE DISTRIBUTED	54,000	52,000	-2,000	-3.70
6113 Function (Sub Total	54,000	52,000	-2,000	-3.70
6143 Cur Act 511 Opt Tax				
001 Etna	4,000	4,000	0	0.00
002 Millvale	3,000	5,000	2,000	66.67
003 Reserve	500	800	300	60.00
004 Shaler	15,000	17,000	2,000	13.33
6143 Function (Sub Total	22,500	26,800	4,300	19.11
6151 Cur Earned Income Tax				
001 Etna	337,628	430,000	92,372	27.36
002 Millvale	326,736	403,000	76,264	23.34
003 Reserve	359,410	520,000	160,590	44.68
004 Shaler	4,249,626	4,280,249	30,623	0.72
6151 Function (Sub Total	5,273,400	5,633,249	359,849	6.82
6153 Real Estate Transfers				
000 TO BE DISTRIBUTED	516,608	531,000	14,392	2.79
6153 Function (Sub Total	516,608	531,000	14,392	2.79
6411 Del Real Estate Tax				
001 Etna	151,500	203,000	51,500	33.99
002 Millvale	151,500	275,000	123,500	81.52
003 Reserve	151,500	175,000	23,500	15.51
004 Shaler	1,024,645	1,601,554	576,909	56.30
6411 Function (Sub Total	1,479,145	2,254,554	775,409	52.42

**Shaler Area School District
 Budget Summary Report
 Revenue**

Revenue Comp

	2018-19 FINAL BUDGET	2019-20 PROPOSED BUDGET	DIFFERENCE \$	DIFFERENCE %
ALL.				
10 Fund 10				
6000 Revenue - Local Sources				
6451 Del Earned Income Tax				
002 Millvale	15,000	0	-15,000	-100.00
003 Reserve	5,000	0	-5,000	-100.00
004 Shaler	15,000	0	-15,000	-100.00
6451 Function (Sub Total	35,000	0	-35,000	-100.00
6510 Earnings On Investments				
000 TO BE DISTRIBUTED	90,405	350,000	259,595	287.15
6510 Function (Sub Total	90,405	350,000	259,595	287.15
6710 Admission-student Events				
000 TO BE DISTRIBUTED	55,000	53,250	-1,750	-3.18
6710 Function (Sub Total	55,000	53,250	-1,750	-3.18
6740 Athletic Physicals				
000 TO BE DISTRIBUTED	1,500	1,500	0	0.00
6740 Function (Sub Total	1,500	1,500	0	0.00
6831 Federal Pass Through Revenues				
000 TO BE DISTRIBUTED	0	6,200	6,200	0.00
6831 Function (Sub Total	0	6,200	6,200	0.00
6832 IDEA Federal Pass Through Funds				
000 TO BE DISTRIBUTED	986,000	892,668	-93,332	-9.47
6832 Function (Sub Total	986,000	892,668	-93,332	-9.47
6910 Rentals				
005 Athletic Fields	12,000	20,000	8,000	66.67
006 Classrooms	18,000	15,000	-3,000	-16.67
007 Gymnasiums	0	10,000	10,000	0.00
6910 Function (Sub Total	30,000	45,000	15,000	50.00
6920 Contrib. & Donations From Prvt. Src				
000 TO BE DISTRIBUTED	5,000	9,000	4,000	80.00
6920 Function (Sub Total	5,000	9,000	4,000	80.00

**Shaler Area School District
Budget Summary Report
Revenue**

Revenue Comp

	2018-19 FINAL BUDGET	2019-20 PROPOSED BUDGET	DIFFERENCE \$	DIFFERENCE %
All.				
10 Fund 10				
6000 Revenue - Local Sources				
6942 Summer School Tuition				
000 TO BE DISTRIBUTED	0	25,000	25,000	0.00
6942 Function (Sub Total	0	25,000	25,000	0.00
6980 Rev From Community Act				
000 TO BE DISTRIBUTED	40,000	40,000	0	0.00
095 Fitness Program	10,000	6,000	-4,000	-40.00
096 STEAM CAMP	0	5,000	5,000	0.00
6980 Function (Sub Total	50,000	51,000	1,000	2.00
6991 Refunds				
000 TO BE DISTRIBUTED	0	2,500	2,500	0.00
6991 Function (Sub Total	0	2,500	2,500	0.00
6999 All Other Revenues Not Specified				
000 TO BE DISTRIBUTED	318,000	30,000	-288,000	-90.57
6999 Function (Sub Total	318,000	30,000	-288,000	-90.57
6000 Function (R) Sub Total	53,487,335	55,235,436	1,748,101	3.27
7000 Revenue - State Sources				
7110 Basic Instr Subsidies				
000 TO BE DISTRIBUTED	11,535,415	11,706,204	170,789	1.48
7110 Function (Sub Total	11,535,415	11,706,204	170,789	1.48
7160 1305 & 1306 Tuition				
000 TO BE DISTRIBUTED	52,500	25,000	-27,500	-52.38
7160 Function (Sub Total	52,500	25,000	-27,500	-52.38
7271 Sp Ed-reg Progrm				
000 TO BE DISTRIBUTED	3,501,775	3,644,465	142,690	4.07
7271 Function (Sub Total	3,501,775	3,644,465	142,690	4.07
7310 Subsidy/transportation				
000 TO BE DISTRIBUTED	1,806,700	0	-1,806,700	-100.00
7310 Function (Sub Total	1,806,700	0	-1,806,700	-100.00

**Shaler Area School District
Budget Summary Report
Revenue**

Revenue Comp

	2018-19 FINAL BUDGET	2019-20 PROPOSED BUDGET	DIFFERENCE \$	DIFFERENCE %
Al.l.				
10 Fund 10				
7000 Revenue - State Sources				
7311 TRANSPORTATION				
000 TO BE DISTRIBUTED	0	1,600,000	1,600,000	0.00
7311 Function (Sub Total	0	1,600,000	1,600,000	0.00
7312 TRANSPORTATION SUB				
000 TO BE DISTRIBUTED	0	150,000	150,000	0.00
7312 Function (Sub Total	0	150,000	150,000	0.00
7320 Subsidy/rental & Sf Pmt				
000 TO BE DISTRIBUTED	300,000	329,288	29,288	9.76
7320 Function (Sub Total	300,000	329,288	29,288	9.76
7330 Subs/medical & Dental				
000 TO BE DISTRIBUTED	85,000	75,000	-10,000	-11.76
7330 Function (Sub Total	85,000	75,000	-10,000	-11.76
7340 Property Tax Relief Pmt				
000 TO BE DISTRIBUTED	2,041,241	2,040,755	-486	-0.02
7340 Function (Sub Total	2,041,241	2,040,755	-486	-0.02
7505 READY TO LEARN GRANT				
000 TO BE DISTRIBUTED	706,471	706,471	0	0.00
7505 Function (Sub Total	706,471	706,471	0	0.00
7810 Social Security Subsidy				
000 TO BE DISTRIBUTED	1,480,367	1,490,000	9,633	0.65
7810 Function (Sub Total	1,480,367	1,490,000	9,633	0.65
7820 Retirement Subsidy				
000 TO BE DISTRIBUTED	6,469,109	6,665,500	196,391	3.04
7820 Function (Sub Total	6,469,109	6,665,500	196,391	3.04
7000 Function (R) Sub Total	27,978,578	28,432,683	454,105	1.62

**Shaler Area School District
Budget Summary Report
Revenue**

Revenue Comp

	2018-19 FINAL BUDGET	2019-20 PROPOSED BUDGET	DIFFERENCE \$	DIFFERENCE %
All:				
10 Fund 10				
8000 Revenue - Federal Source				
8514 Nclb-title I-improving Academic Ach				
000 TO BE DISTRIBUTED	330,000	645,000	315,000	95.45
8514 Function (Sub Total	330,000	645,000	315,000	95.45
8515 Nclb-title II-preparing Teachers				
000 TO BE DISTRIBUTED	140,000	0	-140,000	-100.00
8515 Function (Sub Total	140,000	0	-140,000	-100.00
8516 Title I Program Improvement				
000 TO BE DISTRIBUTED	0	1,000	1,000	0.00
8516 Function (Sub Total	0	1,000	1,000	0.00
8610 Medical Assistance-access				
000 TO BE DISTRIBUTED	250,000	400,000	150,000	60.00
8810 Function (Sub Total	250,000	400,000	150,000	60.00
8000 Function (R) Sub Total	720,000	1,046,000	326,000	45.28
9000 Other Financing Sources				
9999 Fund Balance				
000 TO BE DISTRIBUTED	2,781,762	3,854,773	1,073,011	38.57
9999 Sub Total	2,781,762	3,854,773	1,073,011	38.57
9000 Sub Total	2,781,762	3,854,773	1,073,011	38.57
10 Sub Total	84,967,675	88,568,892	3,601,217	4.24
Report Totals	84,967,675	88,568,892	3,601,217	4.24

EXPENDITURES

BY FUNCTION

**Shaler Area School District
 Account Summary Report
 Expenditure**

		2018-19 FINAL	2019-20 PROPOSED	DIFFERENCE \$	DIFFERENCE %	Expenditure Comp Function
		BUDGET	BUDGET			
All:						
10	Fund 10					
	1000 Instruction					
	1100 Instruction-regular Prog					
	121 Sal-prof-regular	19,488,176	19,634,660	146,484	0.75	
	122 Sal-prof-substitute	352,000	377,000	25,000	7.10	
	123 Sal-prof-extra Duty	217,000	277,500	65,500	30.90	
	151 Sal-clerical-regular	30,297	0	-30,297	-100.00	
	211 Medical Insurance	3,987,736	3,808,808	-178,928	-4.49	
	212 Dental Insurance	248,983	242,158	-6,825	-2.74	
	213 Life Insurance	35,121	30,684	-4,437	-12.63	
	215 Eye Care Insurance	34,653	34,345	-308	-0.89	
	219 Other Health Benefits	80,500	89,000	8,500	10.56	
	220 Social Security	1,712,021	1,687,562	-24,459	-1.43	
	230 Retirement	7,215,899	7,528,279	312,380	4.33	
	250 Unemployment Comp	45,000	15,000	-30,000	-66.67	
	260 Workers Compensation	164,611	117,793	-46,818	-28.44	
	280 Other Post Employment Benefits	50,000	10,000	-40,000	-80.00	
	281 RETIREE REIMBURSEMENT	125,000	37,000	-88,000	-70.40	
	322 Prof Education Serv-ia	50,000	35,000	-15,000	-30.00	
	360 EMPLOYEE TRAINING/ DEVELOPMENT	0	500	500	0.00	
	430 Repairs/maintenance	21,800	24,300	2,500	11.47	
	438 Maint&repair Infor Tech Eq/infra	54,842	54,479	-363	-0.66	
	562 Tuition Payments To Charter	1,350,000	1,350,000	0	0.00	
	568 Tuition-PA Priv Res Reh Inst	0	20,000	20,000	0.00	
	582 Travel Teachers Inter District	2,000	1,900	-100	-5.00	
	583 Travel w/students	1,700	0	-1,700	-100.00	
	599 Misc Purchased Services	4,325	4,325	0	0.00	
	610 General Supplies	297,475	273,359	-24,116	-8.11	
	617 Supplies	50,000	35,968	-14,032	-28.06	
	640 Books	469,700	245,494	-224,206	-47.73	
	650 Supplies & Fees Technology Related	249,566	223,578	-25,988	-10.41	
	750 Equip-original & Addl	48,000	27,000	-21,000	-43.75	
	752 Capital Equipment - Original And	15,000	12,000	-3,000	-20.00	
	758 Capital New Hardware Software	134,000	124,259	-9,741	-7.27	
	760 Equipment-replacement	20,000	20,000	0	0.00	
	768 Capital Eq Harware Software	95,364	10,000	-85,364	-89.51	
	1100 Function (Sub Total	36,645,769	36,351,951	-293,818	-0.80	

Shaler Area School District
Account Summary Report
Expenditure

		2018-19 FINAL	2019-20 PROPOSED	DIFFERENCE \$	DIFFERENCE %	Expenditure Comp Function
		RUDGET	RUDGET			
ALL						
10	Fund 10					
1000	Instruction					
1200	Instruction-special Prog					
121	Sal-prof-regular	3,590,448	4,415,327	824,879	22.97	
122	Sal-prof-substitute	91,800	71,800	-20,000	-21.79	
123	Sal-prof-extra Duty	49,000	38,100	-10,900	-22.24	
151	Sal-clerical-regular	1,681,211	1,575,371	-105,840	-6.30	
152	Sal-clerical-subs	57,200	61,500	4,300	7.52	
153	Sal-clerical-overtime	27,950	30,500	2,550	9.12	
211	Medical Insurance	1,397,175	1,508,354	111,179	7.96	
212	Dental Insurance	77,157	87,490	10,333	13.39	
213	Life Insurance	15,401	15,151	-250	-1.62	
215	Eye Care Insurance	17,857	20,093	2,236	12.52	
219	Other Health Benefits	40,000	55,000	15,000	37.50	
220	Social Security	403,268	481,234	77,966	19.33	
230	Retirement	1,762,301	2,157,079	394,778	22.40	
260	Workers Compensation	57,990	37,758	-20,232	-34.89	
280	Other Post Employment Benefits	0	5,000	5,000	0.00	
281	RETIREE REIMBURSEMENT	16,000	16,000	0	0.00	
322	Prof Education Serv-ia	575,500	723,500	148,000	25.72	
323	Professional Educational Services	75,000	163,000	88,000	117.33	
329	Professional Educational Services	24,000	33,000	9,000	37.50	
330	Purch Other Prof Svc	0	3,600	3,600	0.00	
510	Student Transport Svc	70,100	30,300	-39,800	-56.78	
561	Tuition/lea W/i State	262,000	125,000	-137,000	-52.29	
562	Tuition Payments To Charter	10,000	140,000	130,000	1,300.00	
563	Tuition/private Sch	114,250	140,000	25,750	22.54	
566	Tuition To Comm. Coll. & Tech Ins	50,000	0	-50,000	-100.00	
567	Tuition To Appr Priv Sch (APS)	1,140,000	1,085,000	-55,000	-4.82	
568	Tuition-PA Priv Res Reh Inst	265,000	65,000	-200,000	-75.47	
569	Tuition - Other	0	3,500	3,500	0.00	
580	Travel	2,350	2,300	-50	-2.13	
582	Travel Teachers Inter District	0	1,000	1,000	0.00	
610	General Supplies	68,100	44,600	-23,500	-34.51	
640	Books	33,400	30,900	-2,500	-7.49	
650	Supplies & Fees Technology Related	0	20,000	20,000	0.00	
750	Equip-original & Addl	10,000	10,000	0	0.00	

**Shaler Area School District
 Account Summary Report
 Expenditure**

Expenditure Comp Function

	2018-19 FINAL BUDGET	2019-20 PROPOSED BUDGET	DIFFERENCE \$	DIFFERENCE %
ALL				
10 Fund 10				
1000 Instruction				
1200 Instruction-special Prog				
752 Capital Equipment - Original And	12,000	12,000	0	0.00
810 Dues & Fees	3,000	4,100	1,100	36.67
1200 Function (Sub Total	11,999,450	13,212,557	1,213,099	10.11
1300 Vocational Education				
121 Sal-prof-regular	59,522	64,937	5,415	9.10
213 Life Insurance	86	80	-6	-6.98
215 Eye Care Insurance	3,011	0	-3,011	-100.00
220 Social Security	4,553	4,968	415	9.11
230 Retirement	19,898	22,267	2,369	11.91
260 Workers Compensation	655	390	-265	-40.46
564 Tuition To Avts	1,500,000	1,550,000	50,000	3.33
1300 Function (Sub Total	1,587,725	1,642,642	54,917	3.46
1400 Other Instruct Prog				
121 Sal-prof-regular	770,801	797,683	26,882	3.49
122 Sal-prof-substitute	5,300	5,100	-200	-3.77
123 Sal-prof-extra Duty	23,000	13,000	-10,000	-43.48
152 Sal-clerical-subs	100	500	400	400.00
211 Medical Insurance	154,894	153,715	-1,179	-0.76
212 Dental Insurance	10,225	9,405	-820	-8.02
213 Life Insurance	1,089	1,147	58	5.33
215 Eye Care Insurance	1,404	1,389	-15	-1.07
220 Social Security	58,963	61,023	2,060	3.49
230 Retirement	257,679	273,525	15,846	6.15
260 Workers Compensation	8,460	4,787	-3,673	-43.55
330 Purch Other Prof Svc	0	900	900	0.00
567 Tuition To Appr Priv Sch (APS)	0	50,000	50,000	0.00
568 Tuition-PA Priv Res Reh Inst	140,000	15,000	-125,000	-89.29
610 General Supplies	12,500	15,000	2,500	20.00
1400 Function (Sub Total	1,444,435	1,402,174	-42,261	-2.93
1000 Function (E) Sub Total	51,677,387	52,609,374	931,937	1.80

**Shaler Area School District
Account Summary Report
Expenditure**

	2018-19 FINAL BUDGET	2019-20 PROPOSED BUDGET	DIFFERENCE \$	DIFFERENCE %	Expenditure Comp Function
ALL					
10 Fund 10					
2000 Support Services					
2100 Pupil Personnel					
111 Sal-administration-reg	117,832	121,368	3,536	3.00	
121 Sal-prof-regular	984,779	1,404,093	419,314	42.58	
122 Sal-prof-substitute	0	3,000	3,000	0.00	
123 Sal-prof-extra Duty	0	1,500	1,500	0.00	
131 Sal-other Professional	741,775	749,031	7,256	3.00	
151 Sal-clerical-regular	233,924	301,008	67,084	28.68	
152 Sal-clerical-subs	10,900	15,800	4,900	44.95	
153 Sal-clerical-overtime	7,100	1,600	-500	-23.81	
211 Medical Insurance	347,328	431,489	84,161	24.23	
212 Dental Insurance	43,858	23,573	-20,285	-46.25	
213 Life Insurance	3,259	3,595	336	10.31	
215 Eye Care Insurance	3,192	4,336	1,144	35.84	
220 Social Security	120,737	158,781	38,044	31.51	
230 Retirement	527,630	711,688	184,058	34.88	
240 Tuition Reimbursement	8,000	0	-8,000	-100.00	
260 Workers Compensation	17,362	12,455	-4,907	-28.26	
330 Purch Other Prof Svc	60,000	130,000	70,000	116.67	
442 Rental-equip&vehicles	4,200	5,000	800	19.05	
580 Travel	3,000	6,000	3,000	100.00	
581 Travel Conference	3,000	4,000	1,000	33.33	
582 Travel Teachers Inter District	3,000	4,500	1,500	50.00	
584 Travel Inter-District	2,000	0	-2,000	-100.00	
591 Security/police Svc	7,500	0	-7,500	-100.00	
610 General Supplies	43,500	33,000	-10,500	-24.14	
810 Dues & Fees	4,000	0	-4,000	-100.00	
2100 Function (Sub Total	2,792,876	3,625,817	832,941	29.82	
2200 Instructional Staff Svc					
111 Sal-administration-reg	0	159,819	159,819	0.00	
121 Sal-prof-regular	335,808	491,331	155,523	46.31	
122 Sal-prof-substitute	13,500	27,500	14,000	103.70	
123 Sal-prof-extra Duty	113,000	120,000	7,000	6.19	
132 Sal-coach/sponsor/other	34,500	37,400	2,900	8.41	
151 Sal-clerical-regular	86,060	143,520	57,460	66.77	

**Shaler Area School District
Account Summary Report
Expenditure**

		2018-19 FINAL	2019-20 PROPOSED	DIFFERENCE \$	DIFFERENCE %	Expenditure Comp Function
		BUDGET	BUDGET			
ALL						
10	Fund 10					
	2000 Support Services					
	2200 Instructional Staff Svc					
	152 Sal-clerical-subs	3,700	4,100	400	10.81	
	211 Medical Insurance	107,215	160,068	52,853	49.30	
	212 Dental Insurance	5,132	7,662	2,530	49.30	
	213 Life Insurance	976	1,466	490	50.20	
	215 Eye Care Insurance	941	1,579	638	67.80	
	220 Social Security	32,271	60,790	28,519	88.37	
	230 Retirement	141,030	272,496	131,466	93.22	
	260 Workers Compensation	4,639	4,768	129	2.78	
	322 Prof Education Serv-ia	4,500	4,500	0	0.00	
	323 Professional Educational Services	0	5,000	5,000	0.00	
	324 Conference Training	9,300	0	-9,300	-100.00	
	360 EMPLOYEE TRAINING/ DEVELOPMENT	0	74,000	74,000	0.00	
	430 Repairs/maintenance	1,500	1,500	0	0.00	
	440 Rentals	2,500	0	-2,500	-100.00	
	580 Travel	2,830	2,500	-330	-11.66	
	581 Travel Conference	2,280	8,250	5,970	261.84	
	582 Travel Teachers Inter District	0	500	500	0.00	
	584 Travel Inter-District	0	289	289	0.00	
	599 Misc Purchased Services	1,300	0	-1,300	-100.00	
	610 General Supplies	4,800	10,775	5,975	124.48	
	640 Books	64,300	69,900	5,600	8.71	
	648 Books&periodicals On Elec Media	49,500	43,500	-6,000	-12.12	
	650 Supplies & Fees Technology Related	30,300	24,500	-5,800	-19.14	
	758 Capital New Hardware Software	2,000	2,500	500	25.00	
	761 DO NOT USE	2,000	0	-2,000	-100.00	
	768 Capital Eq Harware Software	4,800	4,200	-600	-12.50	
	810 Dues & Fees	0	232	232	0.00	
	2200 Function (Sub Total)	1,060,682	1,744,645	683,963	64.48	
	2300 Administration					
	111 Sal-administration-reg	1,571,406	1,660,014	88,608	5.64	
	151 Sal-clerical-regular	463,359	451,365	-11,994	-2.59	
	152 Sal-clerical-subs	21,800	25,600	3,800	17.43	
	153 Sal-clerical-overtime	7,600	8,850	1,250	16.45	
	211 Medical Insurance	404,411	399,660	-4,751	-1.17	

**Shaler Area School District
Account Summary Report
Expenditure**

		2018-19 FINAL	2019-20 PROPOSED	DIFFERENCE \$	DIFFERENCE %	Expenditure Comp Function
		BUDGET	BUDGET			
ALL						
10	Fund 10					
	2000 Support Services					
	2300 Administration					
	212 Dental Insurance	21,376	22,316	940	4.40	
	213 Life Insurance	4,355	4,144	-211	-4.85	
	215 Eye Care Insurance	4,289	4,581	292	6.81	
	219 Other Health Benefits	17,500	17,000	-500	-2.86	
	220 Social Security	153,523	159,402	5,879	3.83	
	230 Retirement	680,227	723,995	43,773	6.44	
	260 Workers Compensation	22,384	12,666	-9,718	-43.41	
	281 RETIREE REIMBURSEMENT	6,000	7,000	1,000	16.67	
	330 Purch Other Prof Svc	340,000	269,000	-71,000	-20.88	
	332 Delinquent	20,000	45,000	25,000	125.00	
	333 Tax Appeal-legal	15,000	45,000	30,000	200.00	
	334 Litigation - MISC	1,000	5,000	4,000	400.00	
	335 Tax Billing Costs	0	10,000	10,000	0.00	
	442 Rental-equip&vehicles	47,730	50,000	7,270	17.01	
	523 General Prop/liab Ins	15,000	15,000	0	0.00	
	524 Insurance Deductibles	25,000	25,000	0	0.00	
	525 Bonding Insurance	17,000	15,000	3,000	25.00	
	530 Communications	30,000	40,000	10,000	33.33	
	581 Travel Conference	2,000	3,500	1,500	75.00	
	584 Travel Inter-District	6,320	8,320	2,000	31.65	
	591 Security/police Svc	31,600	0	-31,600	-100.00	
	610 General Supplies	25,500	28,500	3,000	11.76	
	750 Equip-original & Addl	0	5,000	5,000	0.00	
	760 Equipment-replacement	5,000	7,800	2,800	56.00	
	810 Dues & Fees	32,900	25,150	-7,750	-23.56	
	2300 Function (Sub Total	3,982,275	4,093,863	111,588	2.80	
	2400 Pupil Health					
	121 Sal-prof-regular	413,720	426,190	12,470	3.01	
	122 Sal-prof-substitute	37,000	40,400	8,400	26.25	
	123 Sal-prof-extra Duty	150	1,000	850	566.67	
	151 Sal-clerical-regular	117,417	126,480	9,063	7.72	
	152 Sal-clerical-subs	6,500	6,700	200	3.08	
	153 Sal-clerical-overtime	700	950	250	35.71	
	211 Medical Insurance	123,079	118,746	-4,333	-3.52	

**Shaler Area School District
 Account Summary Report
 Expenditure**

Expenditure Comp Function

	2018-19 FINAL BUDGET	2019-20 PROPOSED BUDGET	DIFFERENCE \$	DIFFERENCE %
ALL				
10 Fund 10				
2000 Support Services				
2400 Pupil Health				
212 Dental Insurance	6,937	7,026	89	1.28
213 Life Insurance	1,417	1,407	-10	-0.71
215 Eye Care Insurance	1,448	1,539	91	6.28
220 Social Security	40,629	42,274	1,645	4.05
230 Retirement	177,558	189,509	11,951	6.73
260 Workers Compensation	5,842	3,316	-2,524	-43.20
323 Professional Educational Services	86,000	208,000	122,000	141.86
330 Purch Other Prof Svc	208,500	30,500	-178,000	-85.37
430 Repairs/maintenance	1,500	3,000	1,500	100.00
580 Travel	0	1,000	1,000	0.00
587 Travel Teachers Inter District	0	1,000	1,000	0.00
610 General Supplies	12,330	9,400	-2,930	-23.76
762 Capital Equipment Replacement	1,500	2,000	500	33.33
2400 Function (Sub Total)	1,237,227	1,220,439	-16,788	-1.36
2500 Business				
111 Sal-administration-reg	123,188	126,884	3,696	3.00
151 Sal-clerical-regular	267,992	256,973	-11,019	-4.11
152 Sal-clerical-sub	7,000	7,150	150	2.14
153 Sal-clerical-overtime	18,000	25,000	7,000	38.89
211 Medical Insurance	105,146	96,022	-9,124	-8.68
217 Dental Insurance	4,374	4,102	-272	-6.22
213 Life Insurance	1,539	1,580	41	2.66
215 Eye Care Insurance	1,222	1,188	-34	-2.78
220 Social Security	29,924	29,363	-561	-1.87
230 Retirement	130,772	131,625	853	0.65
260 Workers Compensation	4,302	2,303	-1,999	-46.47
281 RETIREE REIMBURSEMENT	0	1,000	1,000	0.00
330 Purch Other Prof Svc	35,000	45,000	10,000	28.57
430 Repairs/maintenance	550	1,000	450	81.82
442 Rental-equip&vehicles	110,068	121,000	10,932	9.93
549 ADVERTISING	5,000	6,000	1,000	20.00
580 Travel	1,500	1,500	0	0.00
581 Travel Conference	200	200	0	0.00
584 Travel Inter-District	750	750	0	0.00

Shaler Area School District
Account Summary Report
Expenditure

	2018-19 FINAL BUDGET	2019-20 PROPOSED BUDGET	DIFFERENCE \$	DIFFERENCE %	Expenditure Comp Function
ALL					
10 Fund 10					
2000 Support Services					
2500 Business					
610 General Supplies	17,500	30,000	18,500	105.71	
810 Dues & Fees	1,000	2,000	1,000	100.00	
2500 Function (Sub Total)	865,027	896,640	31,613	3.65	
2600 Oper & Maint Of Plant					
151 Sal-clerical-regular	50,047	19,539	-30,503	-60.95	
152 Sal-clerical-subs	0	150	150	0.00	
153 Sal-clerical-overtime	500	500	0	0.00	
161 Sal-foremen-regular	153,416	158,019	4,603	3.00	
171 Sal-maint-regular	715,852	765,464	49,612	6.93	
173 Sal-maintenance-overtime	28,700	38,750	10,050	35.02	
182 Sal-summer Subs	71,500	72,000	500	0.70	
191 Sal-custodial-regular	1,876,061	1,770,202	-105,859	-5.64	
192 Sal-custodial-subs	60,000	83,500	15,500	22.79	
193 Sal-custodial-overtime	69,000	92,000	23,000	33.33	
211 Medical Insurance	663,406	615,801	-47,605	-7.18	
212 Dental Insurance	31,507	31,250	-257	-0.82	
213 Life Insurance	9,047	8,922	-125	-1.38	
215 Eye Care Insurance	9,706	10,782	1,076	11.09	
220 Social Security	213,867	207,553	-6,314	-2.95	
230 Retirement	934,503	930,360	-4,143	-0.44	
250 Unemployment Comp	15,000	15,000	0	0.00	
260 Workers Compensation	30,737	16,278	-14,459	-47.04	
350 Security/safety Services	135,000	250,000	115,000	85.19	
390 Purch Other Prof Svc	2,450	1,700	-750	-30.61	
411 Disposal Services	57,506	59,390	1,884	3.28	
424 Water & Sewage	140,800	154,500	13,700	9.73	
430 Repairs/maintenance	291,520	0	-291,520	-100.00	
431 Preventive Maintenance	0	263,698	263,698	0.00	
432 Repairs & Maintenance Svc	0	32,940	32,940	0.00	
433 Repairs & Maintenance Svcs Vehi	30,000	40,000	10,000	33.33	
434 MAINT. REPAIRS KITCHEN	51,600	15,000	-36,600	-70.93	
438 Maint&repair Infor Tech Eq/infra	15,100	9,354	-5,746	-38.05	
442 Rental-equip&vehicles	14,880	13,455	-1,425	-9.58	
521 Blanket Insurance	168,000	160,000	-8,000	-4.76	

**Shaler Area School District
 Account Summary Report
 Expenditure**

Expenditure Comp Function

		2018-19 FINAL	2019-20 PROPOSED	DIFFERENCE \$	DIFFERENCE %
		BUDGET	BUDGET		
ALL					
10	Fund 10				
	2000 Support Services				
	2600 Oper & Maint Of Plant				
	522 Auto Liability Ins	5,000	8,000	3,000	60.00
	538 Telecommunications	71,465	79,203	7,738	10.83
	584 Travel Inter-District	4,000	4,050	50	1.25
	610 General Supplies	364,955	374,655	9,700	2.66
	611 Uniforms	10,350	9,000	-1,350	-13.04
	621 Natural Gas	268,000	363,000	95,000	35.45
	622 Electricity	956,000	986,000	30,000	3.14
	626 Gasoline	35,000	35,000	0	0.00
	751 DO NOT USE	13,939	5,000	-8,939	-64.13
	752 Capital Equipment - Original And	44,150	8,905	-35,245	-79.83
	754 Capital Equipment - Food Service	5,000	5,000	0	0.00
	758 Capital New Hardware Software	5,000	5,000	0	0.00
	760 Equipment-replacement	50,000	0	-50,000	-100.00
	761 DO NOT USE	21,960	0	-21,960	-100.00
	762 Capital Equipment Replacement	0	5,000	5,000	0.00
	763 Capital Vehicles	0	70,250	70,250	0.00
	764 Capital Equipment Food Service	5,000	5,000	0	0.00
	768 Capital Eq Hardware Software	5,000	5,000	0	0.00
	810 Dues & Fees	1,599	1,599	0	0.00
	2600 Function (Sub Total	7,714,118	7,805,769	91,651	1.19
	2700 Student Transportation				
	151 Sal-clerical-regular	34,974	35,496	522	1.49
	152 Sal-clerical-subs	2,500	2,000	-500	-20.00
	153 Sal-clerical-overtime	500	500	0	0.00
	211 Medical Insurance	6,034	5,861	-173	-2.87
	212 Dental Insurance	600	600	0	0.00
	213 Life Insurance	117	103	-14	-11.97
	215 Eye Care Insurance	204	216	12	5.88
	220 Social Security	2,675	2,715	40	1.50
	230 Retirement	11,692	12,172	480	4.11
	260 Workers Compensation	385	213	-172	-44.68
	330 Purch Other Prof Svc	56,000	100,000	44,000	78.57
	513 Stdnt Tran Svcc-cont	4,756,000	5,360,000	604,000	12.70
	515 Stdnt Tran Svcc-public	500	1,000	500	100.00

Shaler Area School District
 Account Summary Report
 Expenditure

Expenditure Comp Function

		2018-19 FINAL	2019-20 PROPOSED	DIFFERENCE \$	DIFFERENCE %
		BUDGET	BUDGET		
All.					
10	Fund 10				
	2000 Support Services				
	2700 Student Transportation				
	516 Stdnt Tran Svcc-iu	0	1,000	1,000	0.00
	610 General Supplies	1,000	1,000	0	0.00
	626 Gasoline	20,000	20,000	0	0.00
	650 Supplies & Fees Technology Related	4,000	10,000	6,000	150.00
	2700 Function (Sub Total	4,897,181	5,552,876	655,695	13.39
	2800 Central				
	111 Sal-administration-reg	495,605	404,700	-90,905	-18.34
	120 Sal-professional-educ	54,072	55,695	1,623	3.00
	141 Sal-technical Support	88,855	91,520	2,665	3.00
	151 Sal-clerical-regular	206,497	190,905	-15,587	-7.55
	152 Sal-clerical-subs	2,000	2,500	500	25.00
	153 Sal-clerical-overtime	1,500	1,500	0	0.00
	211 Medical Insurance	170,405	155,001	-15,404	-9.04
	212 Dental Insurance	8,651	8,901	250	2.89
	213 Life Insurance-	2,066	1,701	-365	-17.67
	215 Eye Care Insurance	1,665	1,673	8	0.48
	220 Social Security	64,640	56,829	-7,811	-12.08
	230 Retirement	282,490	254,715	-27,775	-9.83
	240 Tuition Reimbursement	8,000	22,000	14,000	175.00
	260 Workers Compensation	9,295	4,456	-4,839	-52.06
	281 RETIREE REIMBURSEMENT	14,000	9,000	-5,000	-35.71
	324 Conference Training	7,100	0	-7,100	-100.00
	330 Purch Other Prof Svc	25,000	22,000	-3,000	-12.00
	360 EMPLOYEE TRAINING/ DEVELOPMENT	0	7,200	7,200	0.00
	549 ADVERTISING	3,000	3,000	0	0.00
	580 Travel	1,100	0	-1,100	-100.00
	581 Travel Conference	7,500	7,600	100	1.33
	584 Travel Inter-District	3,800	3,500	-300	-7.89
	610 General Supplies	1,350	1,700	350	25.93
	650 Supplies & Fees Technology Related	261,834	251,763	-10,071	-3.85
	750 Equip-original & Addl	10,000	0	-10,000	-100.00
	810 Dues & Fees	2,070	1,620	-450	-21.74
	2800 Function (Sub Total	1,732,490	1,559,479	-173,011	-9.99

**Shaler Area School District
 Account Summary Report
 Expenditure**

	2018-19 FINAL BUDGET	2019-20 PROPOSED BUDGET	DIFFERENCE \$	DIFFERENCE %	Expenditure Comp Function
ALL					
10 Fund 10					
2000 Support Services					
2900 Other Support Services					
595 Tu Payments/withheld	65,000	67,000	2,000	3.08	
2900 Function (Sub Total	65,000	67,000	2,000	3.08	
2000 Function (E) Sub Total	24,346,876	26,566,528	2,219,652	9.12	
3000 Oper Of Non-instr Svc					
3200 Student Activities/ath					
111 Sal-administration-reg	88,864	91,530	2,666	3.00	
132 Sal-coach/sponsor/other	858,700	895,914	37,214	4.33	
151 Sal-clerical-regular	85,904	105,950	20,046	23.34	
211 Medical Insurance	34,571	43,462	8,891	25.72	
212 Dental Insurance	1,200	1,500	300	25.00	
213 Life Insurance	527	727	200	37.95	
215 Eye Care Insurance	408	540	132	32.35	
220 Social Security	13,371	15,107	1,736	12.98	
230 Retirement	58,427	67,716	9,289	15.90	
260 Workers Compensation	1,923	1,184	-739	-38.43	
330 Purch Other Prof Svc	39,000	36,900	-2,100	-5.38	
350 Security/safety Services	2,700	4,770	2,070	76.67	
410 Cleaning Services	6,750	6,250	-500	-7.41	
430 Repairs/maintenance	19,500	17,100	-2,400	-12.31	
442 Rental-equip&vehicles	1,000	1,000	0	0.00	
510 Student Transport Svc	108,150	102,165	-5,985	-5.53	
529 Athletic Insurance	24,000	0	-24,000	-100.00	
580 Travel	22,075	13,550	-8,525	-38.62	
581 Travel Conference	9,200	9,180	-20	-0.22	
583 Travel w/students	3,700	3,330	-370	-10.00	
584 Travel Inter-District	600	540	-60	-10.00	
591 Security/police Svc	24,500	21,750	-2,750	-11.22	
598 Camp Food Service	1,500	2,025	525	35.00	
599 Misc Purchased Services	60,450	56,840	-3,610	-5.97	
610 General Supplies	60,575	60,295	-280	-0.46	
611 Uniforms	33,200	20,910	-12,290	-37.02	
750 Equip-original & Addl	9,000	24,035	15,035	167.06	
760 Equipment-replacement	4,675	7,275	2,600	55.61	

**Shaler Area School District
Account Summary Report
Expenditure**

Expenditure Comp Function

	2018-19 FINAL BUDGET	2019-20 PROPOSED BUDGET	DIFFERENCE \$	DIFFERENCE %
All				
10 Fund 10				
3000 Oper Of Non-Instr Svc				
3200 Student Activities/ath				
810 Dues & Fees	12,250	19,058	6,808	55.58
860 Grants-community Svc	9,500	0	-9,500	-100.00
3200 Function (Sub Total	1,596,220	1,630,603	34,383	2.15
3300 Community Services				
123 Sal-prof-extra Duty	550	0	-550	-100.00
132 Sal-coach/sponsor/other	5,000	0	-5,000	-100.00
430 Repairs/maintenance	2,000	2,000	0	0.00
530 Communications	1,500	0	-1,500	-100.00
580 Travel	700	0	-700	-100.00
610 General Supplies	5,000	8,300	3,300	66.00
640 Books	5,000	9,000	4,000	80.00
820 Judgements Against The Lea	0	7,000	7,000	0.00
860 Grants-community Svc	15,000	20,000	5,000	33.33
3300 Function (Sub Total	34,750	46,300	11,550	33.24
3000 Function (E) Sub Total	1,630,970	1,676,903	45,933	2.82
4000 Facility Acq & Impr Svc				
4600 Building Impr Svc-repl				
330 Purch Other Prof Svc	10,000	10,000	0	0.00
450 Construction Services	10,000	10,000	0	0.00
4600 Function (Sub Total	20,000	20,000	0	0.00
4000 Function (E) Sub Total	20,000	20,000	0	0.00
5000 Other Financing Uses				
5100 See 5102 And 5110				
831 Interest-loan/lease Agr	4,184	7,302	3,118	74.52
838 INTEREST - LEASE	5,000	1,500	-3,500	-70.00
880 Refund/prior Yr Recpt.	35,000	45,000	10,000	28.57
910 Redemption Of Principal	20,000	20,000	0	0.00
911 Lease Pmts/principle	188,158	127,371	-60,787	-32.31
5100 Function (Sub Total	252,342	201,173	-51,169	-20.28
5200 Fund Transfers				
930 Fund Transfers	7,040,100	7,494,964	454,864	6.46

**Shaler Area School District
 Account Summary Report
 Expenditure**

	2018-19 FINAL BUDGET	2019-20 PROPOSED BUDGET	DIFFERENCE \$	DIFFERENCE %	Expenditure Comp Function
5200 Sub Total	7,040,100	7,494,964	454,864	6.46	
5000 Sub Total	7,292,442	7,696,137	403,695	5.54	
10 Sub Total	84,967,675	88,568,892	3,601,217	4.24	
Report Totals	84,967,675	88,568,892	3,601,217	4.24	

EXPENDITURES

BY OBJECT

**Shaler Area School District
 Account Summary Report
 Expenditure**

		2018-19 FINAL	2019-20 PROPOSED	DIFFERENCE \$	DIFFERENCE %	Expenditure Comp Object
		BUDGET	BUDGET			
ALL						
10	Fund 10					
100	Salaries					
111	Sal-administration-reg	2,396,895	2,564,315	167,420	6.98	
120	Sal-professional-educ	54,072	55,695	1,623	3.00	
121	Sal-prof-regular	25,643,254	27,234,221	1,590,967	6.20	
122	Sal-prof-substitute	494,600	524,800	30,200	6.11	
123	Sal-prof-extra Duty	397,700	451,100	53,400	13.43	
131	Sal-other Professional	241,775	249,031	7,256	3.00	
132	Sal-coach/sponsor/other	898,200	933,314	35,114	3.91	
141	Sal-technical Support	88,855	91,920	2,665	3.00	
151	Sal-clerical-regular	3,257,672	3,206,607	-51,065	-1.57	
152	Sal-clerical-subs	111,700	126,000	14,300	12.80	
153	Sal-clerical-overtime	58,850	69,400	10,550	17.93	
161	Sal-foremen-regular	153,416	158,019	4,603	3.00	
171	Sal-maint-regular	715,852	765,464	49,612	6.93	
173	Sal-maintenance-overtime	28,700	38,750	10,050	35.02	
182	Sal-summer Subs	71,500	72,000	500	0.70	
191	Sal-custodial-regular	1,876,061	1,770,202	-105,859	-5.64	
192	Sal-custodial-subs	68,000	83,500	15,500	22.79	
193	Sal-custodial-overtime	69,000	92,000	23,000	33.33	
100	Object (E) Sub Total	36,626,102	38,485,938	1,859,836	5.08	
200	Benefits					
211	Medical Insurance	7,501,400	7,496,987	-4,413	-0.06	
212	Dental Insurance	460,000	445,983	-14,017	-3.05	
213	Life Insurance	75,000	70,707	-4,293	-5.72	
215	Eye Care Insurance	80,000	82,261	2,261	2.83	
219	Other Health Benefits	138,000	161,000	23,000	16.67	
220	Social Security	2,850,442	2,967,601	117,159	4.11	
230	Retirement	12,200,101	13,275,426	1,075,325	8.81	
240	Tuition Reimbursement	16,000	22,000	6,000	37.50	
250	Unemployment Comp	60,000	30,000	-30,000	-50.00	
260	Workers Compensation	328,605	218,369	-110,236	-33.55	
280	Other Post Employment Benefits	50,000	15,000	-35,000	-70.00	
281	RETIREE REIMBURSEMENT	161,000	70,000	-91,000	-56.52	
200	Object (E) Sub Total	23,920,548	24,855,334	934,786	3.91	

**Shaler Area School District
Account Summary Report
Expenditure**

Expenditure Comp Object

	2018-19 FINAL BUDGET	2019-20 PROPOSED BUDGET	DIFFERENCE \$	DIFFERENCE %
ALL				
10 Fund 10				
300 Purchased Prof/tech Svc				
322 Prof Education Serv-iu	630,000	763,000	133,000	21.11
323 Professional Educational Services -	161,000	376,000	215,000	133.54
324 Conference Training	16,400	0	-16,400	-100.00
329 Professional Educational Services -	24,000	33,000	9,000	37.50
330 Purch Other Prof Svc	773,500	647,900	-125,600	-16.24
332 Deliquent	20,000	45,000	25,000	125.00
333 Tax Appeal-legal	15,000	45,000	30,000	200.00
334 Litigation - MISC	1,000	5,000	4,000	400.00
335 Tax Billing Costs	0	10,000	10,000	0.00
350 Security/safety Services	137,700	254,770	117,070	85.02
360 EMPLOYEE TRAINING/ DEVELOPMENT SERV	0	81,700	81,700	0.00
390 Purch Other Prof Svc	2,450	1,700	-750	-30.61
300 Object (E) Sub Total	1,781,050	2,263,070	482,020	27.06
400 Purchased Property Svc				
410 Cleaning Services	6,750	6,250	-500	-7.41
411 Disposal Services	57,506	59,390	1,884	3.28
424 Water & Sewage	140,800	154,500	13,700	9.73
430 Repairs/maintenance	338,370	48,900	-289,470	-85.55
431 Preventive Maintenance	0	263,698	263,698	0.00
432 Repairs & Maintenance Svc	0	32,940	32,940	0.00
433 Repairs & Maintenance Srvcs Vehi	30,000	40,000	10,000	33.33
434 MAINT. REPAIRS KITCHEN	51,600	15,000	-36,600	-70.93
438 Maint&repair Infor Tech Eq/infra	69,942	63,833	-6,109	-8.73
440 Rentals	2,500	0	-2,500	-100.00
442 Rental-equip&vehicles	172,878	190,455	17,577	10.17
450 Construction Services	10,000	10,000	0	0.00
400 Object (E) Sub Total	880,346	884,966	4,620	0.52
500 Other Purchased Services				
510 Student Transport Svc	178,250	132,465	-45,785	-25.69
513 Stdnt Tran Svcc-cont	4,756,000	5,360,000	604,000	12.70
515 Stdnt Tran Svcc-public	500	1,000	500	100.00
516 Stdnt Tran Svcc-iu	0	1,000	1,000	0.00
521 Blanket Insurance	168,000	160,000	-8,000	-4.76

**Shaler Area School District
Account Summary Report
Expenditure**

		2018-19 FINAL	2019-20 PROPOSED	DIFFERENCE \$	DIFFERENCE %	Expenditure Comp Object
		BUDGFT	BUDGET			
ALL						
10	Fund 10					
500	Other Purchased Services					
522	Auto Liability Ins	5,000	8,000	3,000	60.00	
523	General Prop/liab Ins	15,000	15,000	0	0.00	
524	Insurance Deductibles	25,000	25,000	0	0.00	
525	Bonding Insurance	12,000	15,000	3,000	25.00	
529	Athletic Insurance	24,000	0	-24,000	-100.00	
530	Communications	31,500	40,000	8,500	26.98	
538	Telecommunications	71,465	79,203	7,738	10.83	
549	ADVERTISING	8,000	9,000	1,000	12.50	
561	Tuition/lea W/i State	262,000	125,000	-137,000	-52.29	
562	Tuition Payments To Charter Schools	1,360,000	1,490,000	130,000	9.56	
563	Tuition/private Sch	114,250	140,000	25,750	22.54	
564	Tuition To Avts	1,500,000	1,550,000	50,000	3.33	
566	Tuition To Comm. Coll. & Tech Ins	50,000	0	-50,000	-100.00	
567	Tuition To Appr Priv Sch (APS)	1,140,000	1,135,000	-5,000	-0.44	
568	Tuition-PA Priv Res Reh Inst (PRRt)	405,000	100,000	-305,000	-75.31	
569	Tuition - Other	0	3,500	3,500	0.00	
580	Travel	33,555	26,850	-6,705	-19.98	
581	Travel Conference	24,180	32,730	8,550	35.36	
582	Travel Teachers Inter District	5,000	8,900	3,900	78.00	
583	Travel w/students	5,400	3,330	-2,070	-38.33	
584	Travel Inter-District	17,470	17,449	-21	-0.12	
591	Security/police Svc	63,600	21,750	-41,850	-65.80	
595	Tu Payments/withheld	65,000	67,000	2,000	3.08	
598	Camp Food Service	1,500	2,025	525	35.00	
599	Misc Purchased Services	66,075	61,165	-4,910	-7.43	
500	Object (E) Sub Total	10,407,745	10,630,367	222,622	2.14	
600	Supplies					
610	General Supplies	914,585	896,584	-18,001	-1.97	
611	Uniforms	43,550	29,910	-13,640	-31.32	
617	Supplies	50,000	35,966	-14,032	-28.06	
621	Natural Gas	268,000	363,000	95,000	35.45	
622	Electricity	956,000	986,000	30,000	3.14	
626	Gasoline	55,000	55,000	0	0.00	
640	Books	572,400	355,294	-217,106	-37.93	
648	Books&periodicals On Elec Media	49,500	43,500	-6,000	-12.12	

**Shaler Area School District
Account Summary Report
Expenditure**

Expenditure Comp Object

	2018-19 FINAL BUDGET	2019-20 PROPOSED BUDGET	DIFFERENCE \$	DIFFERENCE %
ALL				
10 Fund 10				
600 Supplies				
650 Supplies & Fees Technology Related	545,700	529,841	-15,859	-2.91
600 Object (E) Sub Total	3,454,735	3,295,097	-159,638	-4.62
700 Property				
750 Equip-original & Addl	77,000	66,035	-10,965	-14.24
751 DO NOT USE	13,939	5,000	-8,939	-64.13
752 Capital Equipment - Original And	71,150	32,905	-38,245	-53.75
754 Capital Equipment - Food Service	5,000	5,000	0	0.00
758 Capital New Hardware Software	141,000	131,759	-9,241	-6.55
760 Equipment-replacement	79,675	35,075	-44,600	-55.98
761 DO NOT USE	23,960	0	-23,960	-100.00
762 Capital Equipment Replacement	1,500	7,000	5,500	366.67
763 Capital Vehicles	0	70,250	70,250	0.00
764 Capital Equipment Food Service	5,000	5,000	0	0.00
768 Capital Eq Harware Software Replace	105,164	19,200	-85,964	-81.74
700 Object (E) Sub Total	523,388	377,224	-146,164	-27.93
800 Other Objects				
810 Dues & Fees	56,819	53,759	-3,060	-5.39
820 Judgements Against The Lea	0	7,000	7,000	0.00
831 Interest-loan/lease Agr	4,184	7,302	3,118	74.52
838 INTEREST - LEASE	5,000	1,500	-3,500	-70.00
860 Grants-community Svc	24,500	20,000	-4,500	-18.37
880 Refund/prior Yr Recpt	35,000	45,000	10,000	28.57
800 Object (E) Sub Total	125,503	134,561	9,058	7.22
900 Other Financing Uses				
910 Redemption Of Principal	20,000	20,000	0	0.00
911 Lease Pmts/principle	188,158	127,371	-60,787	-32.31
930 Fund Transfers	7,040,100	7,494,964	454,864	6.46
900 Sub Total	7,248,258	7,642,335	394,077	5.44
10 Sub Total	84,967,675	88,568,892	3,601,217	4.24
Report Totals	84,967,675	88,568,892	3,601,217	4.24