

Date: 08/06/15
Time: 15:21:53

Shaler Area School District
Supplement C.1A 07/16 - 08/07/2015
2015-2016

Page: 1
BAR046i

Account Number	Description	Amount
ABC57 ABC TRANSIT, INC.		
10-2750.513.000.00.55/275051355	STUDENT TRANSPORT-SPECIAL EDUC	\$7,583.75
10-2750.513.000.00.55/275051355	STUDENT TRANSPORT-SPECIAL EDUC	\$360.00
	Vendor Total	\$7,943.75
RID21 ADELPHOI EDUCATION INC.		
10-1231.568.000.30.00/123156830	EMOTIONAL SUP - TUITION/APPR PRIVATE - SECONDARY	\$330.00
10-1231.568.000.30.00/123156830	EMOTIONAL SUP - TUITION/APPR PRIVATE - SECONDARY	\$1,164.00
10-1231.568.000.30.00/123156830	EMOTIONAL SUP - TUITION/APPR PRIVATE - SECONDARY	\$640.68
10-1231.568.000.30.00/123156830	EMOTIONAL SUP - TUITION/APPR PRIVATE - SECONDARY	\$2,465.40
10-1231.568.000.30.00/123156830	EMOTIONAL SUP - TUITION/APPR PRIVATE - SECONDARY	\$873.00
	Vendor Total	\$5,473.08
AIU00 ALLEGHENY INTERMED. UNIT		
10-1290.322.000.10.00/129032210	ESY/IU -Purch Prof Educ Services - ELEM	\$4,606.19
10-1290.330.000.10.00/129033010	PURCH OTHER PROF SVC - ELEM	\$6,880.00
10-1290.330.000.10.00/129033010	PURCH OTHER PROF SVC - ELEM	\$1,200.00
10-1290.330.000.10.00/129033010	PURCH OTHER PROF SVC - ELEM	\$344.25
10-2271.320.222.10.00/32022210	READY TO LEARN	\$3,400.00
10-2271.580.000.19.00/227158019	TRAVEL-SHALER AREA ELEMENTARY	\$100.00
10-2271.580.000.35.00/227158035	TRAVEL - MIDDLE SCHOOL	\$50.00
10-2310.580.000.00.00/2310580	TRAVEL	\$40.00
10-2620.538.000.00.00/2620538	TRANSPORT/TELECOMMUNICATIONS	\$4,824.00
10-2830.580.000.00.00/2830580	TRAVEL	\$2,251.02
	Vendor Total	\$23,695.46
ALL97 ALLEGHENY NORTH TCD		
10-2331.330.000.00.00/2331330	PURCH OTHER PROF SVC EARNED INCOME TAX	\$1,155.44
ALL55 ALLIED WASTE SERVICES		
REPUBLIC SERVICES #264		
10-2620.411.000.01.00/262041101	MAINT -DISPOSAL SERVICES - BUTLER PLANK	\$100.00
10-2620.411.000.11.00/262041111	MAINT -DISPOSAL SERVICES - BURCHFIELD	\$299.00
10-2620.411.000.12.00/262041112	MAINT - DISPOSAL SERVICES - JEFFERY	\$293.00
10-2620.411.000.13.00/262041113	MAINT - DISPOSAL SERVICES - MARZOLF	\$299.00
10-2620.411.000.14.00/262041114	MAINT - DISPOSAL SERVICES - RESERVE	\$290.00
10-2620.411.000.15.00/262041115	MAINT - DISPOSAL SERVICES - ROGERS	\$5.78
10-2620.411.000.19.00/262041119	MAINT - Disposal Services - ELEM SCHOOL	\$571.00
10-2620.411.000.31.00/262041131	MAINT - DISPOSAL SERVICES - HS	\$850.00
10-2620.411.000.35.00/262041135	MAINT - DISPOSAL SERVICES - MIDDLE SCHOOL	\$571.00
	Vendor Total	\$3,278.78
AMC22 AMCA SYSTEMS, LLC		
10-2334.330.000.00.00/2334330	PURCH OTHER PROF SVC	\$645.00
AND21 ANDREWS & PRICE, LLC		
10-2350.330.000.00.00/2350330	PROF SVCS. LEGAL COSTS	\$18.50
APE66 APEX HOOD CLEANING		
10-2620.430.000.11.00/262043011	MAINT - REPAIRS - BURCHFIELD	\$126.00
10-2620.430.000.13.00/262043013	MAINT - REPAIRS- MARZOLF	\$100.00
10-2620.430.000.19.00/262043019	MAINT - REPAIRS - ELEM SCH	\$252.00
10-2620.430.000.31.00/262043031	MAINT - REPAIRS - HS	\$591.00
10-2620.430.000.35.00/262043035	MAINT - REPAIRS - MIDDLE SCHOOL	\$541.00
	Vendor Total	\$1,610.00

Date: 08/06/15
Time: 15:21:53

Shaler Area School District
Supplement C.1A 07/16 - 08/07/2015
2015-2016

Page: 2
BAR046i

Account Number	Description	Amount
ALL43 APLS, INC		
10-2620.610.000.31.00/262061031	MAINT - GEN SUP - HS	\$158.49
10-2630.610.000.01.00/263061001	GENERAL SUPPLIES	\$130.15
10-2630.610.000.31.00/263061031	MAINT UP-KEEP - GEN SUP - HS	\$31.44
10-2630.610.000.31.00/263061031	MAINT UP-KEEP - GEN SUP - HS	\$130.15
10-2630.610.000.31.00/263061031	MAINT UP-KEEP - GEN SUP - HS	\$130.15
	Vendor Total	\$580.38
APP06 APPLE COMPUTER INC		
10-1100.618.000.31.00/1161831	INSTRUCTIONAL - SOFTWARE SUP & LICENSING - HIGH SCHOOL	\$69.00
10-1225.750.000.10.00/122575010	ELEMENTARY - EQUIP-ORIGINAL & ADDL	\$579.00
	Vendor Total	\$648.00
ASS16 ASCD/ASSOC FOR SUPERVISION		
10-2818.810.000.00.00/2818810	DUES & FEES	\$215.10
ASP02 ASPP/ASSOC OF SCH PSYCHOLOGISTS		
10-2140.810.000.10.00/214081010	PSYCH SVC - DUES & FEES - ELEMENTARY	\$75.00
AZJ52 A-Z JANITORIAL SERVICES, LLC		
10-2620.610.000.12.23/6101223	MAINT - GEN SUP - JEFFERY	\$114.47
BHP21 B&H PHOTOVIDEO		
10-1100.758.000.31.00/1175831	END-USER NEW EQ&LONG-TERM SOFTWARE - HS	\$9,918.52
BES10 BEST FEEDS GARDEN CENTER		
10-2630.610.000.01.00/263061001	GENERAL SUPPLIES	\$32.99
BLA54 BLACKBOARD INC		
10-1100.618.000.11.00/1161811	SOFTWARE SUPPLIES & LICENSING - BURCHFIELD	\$680.54
10-1100.618.000.12.00/1161812	SOFTWARE SUPPLIES & LICENSING - JEFFERY	\$680.54
10-1100.618.000.13.00/1161813	SOFTWARE SUPPLIES & LICENSING - MARZOLF	\$680.54
10-1100.618.000.14.00/1161814	SOFTWARE SUPPLIES & LICENSING - RESERVE	\$680.54
10-1100.618.000.15.00/1161815	SOFTWARE SUPPLIES & LICENSING - ROGERS	\$680.54
10-1100.618.000.19.00/1161819	SOFTWARE SUPPLIES & LICENSING - ELEM SCHOOL	\$3,534.05
10-1100.618.000.19.00/1161819	SOFTWARE SUPPLIES & LICENSING - ELEM SCHOOL	\$3,402.72
10-1100.618.000.31.00/1161831	INSTRUCTIONAL - SOFTWARE SUP & LICENSING - HIGH SCHOOL	\$4,746.45
10-1100.618.000.31.00/1161831	INSTRUCTIONAL - SOFTWARE SUP & LICENSING - HIGH SCHOOL	\$4,491.59
10-1100.618.000.35.00/1161835	SOFTWARE SUPPLIES & LICENSING - MIDDLE SCHOOL	\$2,932.14
10-1100.618.000.35.00/1161835	SOFTWARE SUPPLIES & LICENSING - MIDDLE SCHOOL	\$2,313.86
10-2818.618.000.00.00/2818618	SOFTWARE SUPPLIES & LICENSING	\$7,192.00
	Vendor Total	\$32,015.51
BOD21 BODIOGRAPHY CENTER FOR MOVEMENT		
10-1450.610.000.00.00/1450610	Instructional Prog - Tutoring - General Supplies	\$150.00
10-1450.610.000.00.00/1450610	Instructional Prog - Tutoring - General Supplies	\$150.00
	Vendor Total	\$300.00
BUC22 BUCKEYE CLEANING CENTER-PITTSBURGH		
10-2620.610.000.31.00/262061031	MAINT - GEN SUP - HS	\$92.77
10-2620.610.000.31.23/6103123	MAINT - GEN SUP - HS	\$765.60
10-2620.610.000.35.23/6103523	MAINT - GEN SUP - MS	\$9.60
	Vendor Total	\$867.97

Date: 08/06/15
 Time: 15:21:54

Shaler Area School District
 Supplement C.1A 07/16 - 08/07/2015
 2015-2016

Page: 3
 BAR046i

Account Number	Description	Amount
BUG01 BUGS-B-GONE		
10-2620.430.000.01.23/4300123	MAINT - REPAIRS - BUTLER PLK	\$38.00
10-2620.430.000.11.23/4301123	MAINT - REPAIRS - BURCHFIELD	\$38.00
10-2620.430.000.12.23/4301223	MAINT - REPAIRS - JEFFERY	\$38.00
10-2620.430.000.13.23/4301323	MAINT - REPAIRS - MARZOLF	\$38.00
10-2620.430.000.14.23/4301423	MAINT - REPAIRS - RESERVE	\$38.00
10-2620.430.000.19.23/4301923	MAINT - REPAIRS - ELEM SCHOOL	\$43.00
10-2620.430.000.31.23/4303123	MAINT - REPAIRS - HIGH SCHOOL	\$51.00
10-2620.430.000.35.23/4303523	MAINT - REPAIRS - MIDDLE SCHOOL	\$41.00
	Vendor Total	\$325.00
BUI09 BUILDERS HARDWARE		
10-2620.610.000.01.00/262061001	MAINT - GEN SUP - B&G	\$59.00
CAP15 CAPITAL ASSET PROTECTION INC.		
10-1233.591.890.30.00/12591890	Autistic Support - Security/police Svc - SECONDARY	\$246.24
CAP52 CAPITAL TECHNOLOGIES		
10-2620.430.000.12.00/262043012	MAINT - REPAIRS - JEFFERY	\$285.00
10-2620.430.000.13.00/262043013	MAINT - REPAIRS- MARZOLF	\$130.00
	Vendor Total	\$415.00
CAS21 CASCADE SCHOOL SUPPLIES		
10-1100.610.000.19.00/1161019	GENERAL SUPPLIES - ELEM SCHOOL	\$617.49
10-1100.610.000.31.00/1161031	GENERAL SUPPLIES - HIGH SCHOOL	\$29.46
	Vendor Total	\$646.95
CDW01 CDW		
10-1100.438.000.35.00/1143835	MAINT&REPAIR INFOR TECH EQ/INFRA - MIDDLE SCHOOL	\$284.00
10-1100.618.000.11.00/1161811	SOFTWARE SUPPLIES & LICENSING - BURCHFIELD	\$495.00
10-1100.618.000.15.00/1161815	SOFTWARE SUPPLIES & LICENSING - ROGERS	\$1,043.05
10-1100.618.000.19.00/1161819	SOFTWARE SUPPLIES & LICENSING - ELEM SCHOOL	\$393.00
10-1100.618.000.31.00/1161831	INSTRUCTIONAL - SOFTWARE SUP & LICENSING - HIGH SCHOOL	\$3,733.95
10-1100.618.000.31.00/1161831	INSTRUCTIONAL - SOFTWARE SUP & LICENSING - HIGH SCHOOL	\$524.00
10-1100.618.000.31.00/1161831	INSTRUCTIONAL - SOFTWARE SUP & LICENSING - HIGH SCHOOL	\$660.00
10-1100.618.000.31.00/1161831	INSTRUCTIONAL - SOFTWARE SUP & LICENSING - HIGH SCHOOL	\$1,980.00
10-1100.618.000.35.00/1161835	SOFTWARE SUPPLIES & LICENSING - MIDDLE SCHOOL	\$393.00
10-1100.758.000.35.00/1175835	END-USER NEW EQ&LONG-TERM SOFTWARE - MS	\$3,278.00
10-1100.758.000.35.00/1175835	END-USER NEW EQ&LONG-TERM SOFTWARE - MS	\$1,960.00
10-1100.758.000.35.00/1175835	END-USER NEW EQ&LONG-TERM SOFTWARE - MS	\$3,096.00
10-1100.758.000.35.00/1175835	END-USER NEW EQ&LONG-TERM SOFTWARE - MS	\$55.00
10-1100.758.000.35.00/1175835	END-USER NEW EQ&LONG-TERM SOFTWARE - MS	\$253.00
10-1100.758.000.35.00/1175835	END-USER NEW EQ&LONG-TERM SOFTWARE - MS	\$55.00
10-1100.758.000.35.00/1175835	END-USER NEW EQ&LONG-TERM SOFTWARE - MS	\$1,095.00
10-1100.758.000.35.00/1175835	END-USER NEW EQ&LONG-TERM SOFTWARE - MS	\$2,215.00
10-1100.758.000.35.00/1175835	END-USER NEW EQ&LONG-TERM SOFTWARE - MS	\$327.00
	Vendor Total	\$21,840.00
CEN13 CENTRAL POLY CORP		
10-2620.610.000.01.23/6100123	MAINT - GEN SUP - B&G	\$700.00
10-2620.610.000.11.23/6101123	MAINT - GEN SUP - BURCHFIELD	\$500.00
10-2620.610.000.12.23/6101223	MAINT - GEN SUP - JEFFERY	\$446.00
10-2620.610.000.13.23/6101323	MAINT - GEN SUP - MARZOLF	\$755.00

Date: 08/06/15
Time: 15:21:54

Shaler Area School District
Supplement C.1A 07/16 - 08/07/2015
2015-2016

Page: 4
BAR046i

Account Number	Description	Amount
CEN13 CENTRAL POLY CORP		
10-2620.610.000.14.23/6101423	MAINT - GEN SUP - RESERVE	\$316.00
10-2620.610.000.15.23/6101523	MAINT - GEN SUP - ROGERS	\$231.00
10-2620.610.000.19.23/6101923	MAINT - GEN SUP - ELEM SCH	\$1,300.00
10-2620.610.000.31.23/6103123	MAINT - GEN SUP - HS	\$1,135.70
10-2620.610.000.35.23/6103523	MAINT - GEN SUP - MS	\$1,248.00
	Vendor Total	\$6,631.70
CIN12 CINTAS CORP.		
10-2620.430.000.01.23/4300123	MAINT - REPAIRS - BUTLER PLK	\$15.03
COL11 L M COLKER CO		
10-2620.610.000.11.23/6101123	MAINT - GEN SUP - BURCHFIELD	\$261.36
10-2620.610.000.19.23/6101923	MAINT - GEN SUP - ELEM SCH	\$195.90
10-2620.610.000.31.23/6103123	MAINT - GEN SUP - HS	\$397.43
10-2620.610.000.35.23/6103523	MAINT - GEN SUP - MS	\$249.24
	Vendor Total	\$1,103.93
COM01 COMBUSTION SERVICE AND		
10-2620.430.000.31.00/262043031	MAINT - REPAIRS - HS	\$674.28
COM05 COMDOC		
10-2380.442.000.11.00/238044211	RENTAL -EQUIP&VEHICLES - BURCHFIELD	\$473.69
10-2380.442.000.12.00/238044212	RENTAL - EQUIP&VEHICLES - JEFFERY	\$473.69
10-2380.442.000.13.00/238044213	RENTAL - EQUIP&VEHICLES - MARZOLF	\$431.44
10-2380.442.000.14.00/238044214	RENTAL - EQUIP&VEHICLES - RESERVE	\$431.44
10-2380.442.000.15.00/238044215	RENTAL - EQUIP&VEHICLES - ROGERS	\$431.44
10-2380.442.000.19.00/238044219	RENTAL - EQUIP&VEHICLES - ELEM SCHOOL	\$582.54
10-2380.442.000.31.00/238044231	RENTAL - EQUIP&VEHICLES - HIGH SCHOOL	\$1,754.67
10-2380.442.000.35.00/238044235	RENTAL - EQUIP&VEHICLES - MIDDLE SCHOOL	\$862.88
10-2510.442.000.00.00/2510442	RENTAL-EQUIP&VEHICLES	\$358.74
10-2540.610.000.00.00/2540610	GENERAL SUPPLIES	\$341.00
10-2610.442.000.00.00/2610442	RENTAL - EQUIP&VEHICLES	\$108.86
10-3249.442.000.31.00/324944231	Misc Activities - RENTAL-EQUIP&VEHICLES	\$108.88
	Vendor Total	\$6,359.27
COM12 COMMONWEALTH OF PENNSYLVANIA		
10-2620.810.000.01.00/262081001	BLDG OPERATIONS - DUES & FEES	\$20.00
CON90 CONSOLIDATED COMMUNICATIONS		
CCI		
10-2620.538.000.01.00/262053801	TRANSPORT/TELECOMMUNICATIONS - B&G	\$555.84
10-2620.538.000.01.00/262053801	TRANSPORT/TELECOMMUNICATIONS - B&G	\$203.01
10-2620.538.000.11.00/262053811	TRANSPORT/TELECOMMUNICATIONS - BURCHFIELD	\$50.39
10-2620.538.000.12.00/262053812	TRANSPORT/TELECOMMUNICATIONS - JEFFERY	\$101.48
10-2620.538.000.13.00/262053813	TRANSPORT/TELECOMMUNICATIONS - MARZOLF	\$255.78
10-2620.538.000.14.00/262053814	TRANSPORT/TELECOMMUNICATIONS - RESERVE	\$0.64
10-2620.538.000.15.00/262053815	TRANSPORT/TELECOMMUNICATIONS - ROGERS	\$76.11
10-2620.538.000.19.00/262053819	TRANSPORT/TELECOMMUNICATIONS - BURCHFIELD	\$306.53
10-2620.538.000.31.00/262053831	TRANSPORT/TELECOMMUNICATIONS - HIGH SCHOOL	\$548.56
10-2620.538.000.35.00/262053835	TRANSPORT/TELECOMMUNICATIONS - MIDDLE SCHOOL	\$55.69
	Vendor Total	\$2,154.00
CON57 CONTRACT PAPER GROUP INC.		
10-2540.610.000.00.00/2540610	GENERAL SUPPLIES	\$20,252.40
10-2540.610.000.00.00/2540610	GENERAL SUPPLIES	\$20,252.40
10-2540.610.000.00.00/2540610	GENERAL SUPPLIES	\$20,252.40

Date: 08/06/15
 Time: 15:21:54

Shaler Area School District
 Supplement C.1A 07/16 - 08/07/2015
 2015-2016

Page: 5
 BAR046i

Account Number	Description	Amount
CON57 CONTRACT PAPER GROUP INC.		
10-2540.610.000.00.00/2540610	GENERAL SUPPLIES	\$6,750.80
	Vendor Total	\$67,508.00
COO56 R J COOPER & ASSOC.		
10-1225.750.000.10.00/122575010	ELEMENTARY - EQUIP-ORIGINAL & ADDL	\$74.00
CRI03 CRITCHLOW ENTERPRISES INC		
10-2620.610.000.01.00/262061001	MAINT - GEN SUP - B&G	\$121.47
DEA06 DEAR JOHN TOILET &		
10-2620.610.000.35.00/262061035	MAINT - GEN SUP - MS	\$62.50
DEE11 DEER LAKES SCHOOL DIST		
10-1441.561.000.31.00/144156131	LEA W/I STATE- TUITION - HIGH SCHOOL	\$1,522.83
STR08 DIRECT ENERGY BUSINESS		
10-2620.422.000.12.00/262042212	ELECTRICITY - JEFFERY	\$12.44
10-2620.422.000.14.00/262042214	ELECTRICITY - RESERVE	\$8.83
10-2620.422.000.15.00/262042215	ELECTRICITY - ROGERS	\$11.26
10-2620.422.000.19.00/262042219	Electricity - ELEM SCHOOL	\$4.91
	Vendor Total	\$37.44
PLA53 EDMENTUM		
10-1100.618.000.11.00/1161811	SOFTWARE SUPPLIES & LICENSING - BURCHFIELD	\$1,224.42
10-1100.618.000.12.00/1161812	SOFTWARE SUPPLIES & LICENSING - JEFFERY	\$1,224.42
10-1100.618.000.13.00/1161813	SOFTWARE SUPPLIES & LICENSING - MARZOLF	\$1,224.42
10-1100.618.000.14.00/1161814	SOFTWARE SUPPLIES & LICENSING - RESERVE	\$1,224.42
10-1100.618.000.15.00/1161815	SOFTWARE SUPPLIES & LICENSING - ROGERS	\$1,224.42
10-2110.610.000.30.00/211061030	PUPIL PERS - GENERAL SUPPLIES - SECONDARY	\$1,608.00
	Vendor Total	\$7,730.10
ELG02 ELGIN SCHOOL SUPPLY CO., INC.		
10-1100.610.000.19.00/1161019	GENERAL SUPPLIES - ELEM SCHOOL	\$842.00
ELT04 ELTECH SECURITY SYSTEMS INC		
10-2620.430.000.01.00/262043001	MAINT - REPAIRS - BUTLER PLK	\$63.00
10-2620.430.000.11.00/262043011	MAINT - REPAIRS - BURCHFIELD	\$60.00
10-2620.430.000.12.00/262043012	MAINT - REPAIRS - JEFFERY	\$60.00
10-2620.430.000.13.00/262043013	MAINT - REPAIRS- MARZOLF	\$60.00
10-2620.430.000.14.00/262043014	MAINT - REPAIRS - RESERVE	\$60.00
10-2620.430.000.19.00/262043019	MAINT - REPAIRS - ELEM SCH	\$60.00
10-2620.430.000.31.00/262043031	MAINT - REPAIRS - HS	\$90.00
10-2620.430.000.35.00/262043035	MAINT - REPAIRS - MIDDLE SCHOOL	\$66.00
10-2620.430.000.35.00/262043035	MAINT - REPAIRS - MIDDLE SCHOOL	\$90.00
	Vendor Total	\$609.00
EXP52 EXPLORELEARNING		
10-1100.618.000.31.00/1161831	INSTRUCTIONAL - SOFTWARE SUP & LICENSING - HIGH SCHOOL	\$3,594.00
10-1100.618.000.35.00/1161835	SOFTWARE SUPPLIES & LICENSING - MIDDLE SCHOOL	\$1,797.00
	Vendor Total	\$5,391.00
FAG12 FAGAN SANITARY SUPPLY		
10-2620.610.000.11.23/6101123	MAINT - GEN SUP - BURCHFIELD	\$610.35
10-2620.610.000.12.23/6101223	MAINT - GEN SUP - JEFFERY	\$813.80
10-2620.610.000.13.23/6101323	MAINT - GEN SUP - MARZOLF	\$1,017.25
10-2620.610.000.14.23/6101423	MAINT - GEN SUP - RESERVE	\$406.90
10-2620.610.000.19.23/6101923	MAINT - GEN SUP - ELEM SCH	\$2,115.88

Date: 08/06/15
Time: 15:21:54

Shaler Area School District
Supplement C.1A 07/16 - 08/07/2015
2015-2016

Page: 6
BAR046i

Account Number	Description	Amount
FAG12 FAGAN SANITARY SUPPLY		
10-2620.610.000.31.23/6103123	MAINT - GEN SUP - HS	\$2,441.40
10-2620.610.000.35.23/6103523	MAINT - GEN SUP - MS	\$2,034.50
	Vendor Total	\$9,440.08
FIL21 FILTECH, INC.		
10-2620.610.000.12.23/6101223	MAINT - GEN SUP - JEFFERY	\$67.19
10-2620.610.000.14.00/262061014	MAINT - GEN SUP - RESERVE	\$253.23
10-2620.610.000.19.00/262061019	MAINT - GEN SUP - ELEM SCH	\$135.93
10-2620.610.000.19.23/6101923	MAINT - GEN SUP - ELEM SCH	\$196.97
10-2620.610.000.35.00/262061035	MAINT - GEN SUP - MS	\$148.80
	Vendor Total	\$802.12
FIR23 FIRST FIRE PROTECTION		
10-2620.430.000.01.00/262043001	MAINT - REPAIRS - BUTLER PLK	\$4.50
10-2620.430.000.11.00/262043011	MAINT - REPAIRS - BURCHFIELD	\$125.30
10-2620.430.000.12.00/262043012	MAINT - REPAIRS - JEFFERY	\$19.50
10-2620.430.000.13.00/262043013	MAINT - REPAIRS- MARZOLF	\$19.50
10-2620.430.000.14.00/262043014	MAINT - REPAIRS - RESERVE	\$12.00
10-2620.430.000.19.00/262043019	MAINT - REPAIRS - ELEM SCH	\$133.30
10-2620.430.000.31.00/262043031	MAINT - REPAIRS - HS	\$16.00
10-2620.430.000.31.00/262043031	MAINT - REPAIRS - HS	\$41.90
10-2620.430.000.31.00/262043031	MAINT - REPAIRS - HS	\$1,453.10
10-2620.430.000.35.00/262043035	MAINT - REPAIRS - MIDDLE SCHOOL	\$235.50
	Vendor Total	\$2,060.60
STR22 FIT OPTIMIZED SOLUTIONS		
10-2620.430.000.19.00/262043019	MAINT - REPAIRS - ELEM SCH	\$1,206.88
GER12 HARRY GERHARDT H GERHARDT SUPPLY		
10-2620.610.000.01.00/262061001	MAINT - GEN SUP - B&G	\$48.72
10-2620.610.000.01.00/262061001	MAINT - GEN SUP - B&G	\$145.20
10-2620.610.000.31.00/262061031	MAINT - GEN SUP - HS	\$492.50
10-2620.610.000.35.00/262061035	MAINT - GEN SUP - MS	\$492.50
	Vendor Total	\$1,178.92
GLA21 GLADE RUN LUTHERAN SERVICES		
10-1233.561.000.10.00/123356110	Autistic Support - Tuition/lea W/i State - ELEM	\$1,489.32
GOO21 GOODWILL OF SOUTHWESTERN PA		
10-1211.569.000.30.00/121156930	LIFE SKILLS SUPPORT - TUITION - OTHER - SECONDARY	\$1,650.00
GRA01 GRAINGER		
10-2620.610.000.01.00/262061001	MAINT - GEN SUP - B&G	\$102.00
10-2620.610.000.01.00/262061001	MAINT - GEN SUP - B&G	\$102.00
10-2620.610.000.01.00/262061001	MAINT - GEN SUP - B&G	\$50.85
10-2620.610.000.01.00/262061001	MAINT - GEN SUP - B&G	\$233.80
10-2620.610.000.19.00/262061019	MAINT - GEN SUP - ELEM SCH	\$203.02
10-2620.610.000.19.00/262061019	MAINT - GEN SUP - ELEM SCH	\$194.46
10-2620.610.000.19.23/6101923	MAINT - GEN SUP - ELEM SCH	\$33.88
10-2620.610.000.35.00/262061035	MAINT - GEN SUP - MS	\$50.48
10-2620.610.000.35.23/6103523	MAINT - GEN SUP - MS	\$174.60
	Vendor Total	\$1,145.09

Date: 08/06/15
Time: 15:21:54

Shaler Area School District
Supplement C.1A 07/16 - 08/07/2015
2015-2016

Page: 7
BAR046i

Account Number	Description	Amount
GRI01 E H GRIFFITH INC		
10-2620.610.000.01.00/262061001	MAINT - GEN SUP - B&G	\$124.28
HAS01 D HASTINGS CO INC		
10-2620.610.000.01.00/262061001	MAINT - GEN SUP - B&G	\$16.37
10-2620.610.000.12.00/262061012	MAINT - GEN SUP - JEFFERY	\$28.59
10-2620.610.000.12.00/262061012	MAINT - GEN SUP - JEFFERY	\$11.49
10-2620.610.000.13.00/262061013	MAINT - GEN SUP - MARZOLF	\$30.95
10-2620.610.000.13.00/262061013	MAINT - GEN SUP - MARZOLF	\$15.80
10-2620.610.000.13.00/262061013	MAINT - GEN SUP - MARZOLF	\$17.61
10-2620.610.000.13.00/262061013	MAINT - GEN SUP - MARZOLF	\$20.99
10-2620.610.000.14.00/262061014	MAINT - GEN SUP - RESERVE	\$10.75
10-2620.610.000.14.00/262061014	MAINT - GEN SUP - RESERVE	\$28.68
10-2620.610.000.19.00/262061019	MAINT - GEN SUP - ELEM SCH	\$22.28
10-2620.610.000.31.00/262061031	MAINT - GEN SUP - HS	\$18.83
10-2620.610.000.31.00/262061031	MAINT - GEN SUP - HS	\$18.50
10-2620.610.000.35.00/262061035	MAINT - GEN SUP - MS	\$16.37
10-2620.610.000.35.00/262061035	MAINT - GEN SUP - MS	\$15.96
10-2620.610.000.35.00/262061035	MAINT - GEN SUP - MS	\$49.92
10-2650.610.000.00.00/2650610	VEHICLE - GEN SUP	\$9.98
	Vendor Total	\$333.07
HIS23 HISTORICAL CUT OUTS.COM		
10-1100.610.000.31.15/6103115	SUPPLIES - HS SOCIAL STUDIES	\$64.99
HIT41 THE HITE CO		
10-2620.610.000.01.00/262061001	MAINT - GEN SUP - B&G	\$212.70
10-2620.610.000.01.00/262061001	MAINT - GEN SUP - B&G	\$103.78
10-2620.610.000.01.00/262061001	MAINT - GEN SUP - B&G	\$-92.58
10-2620.610.000.13.00/262061013	MAINT - GEN SUP - MARZOLF	\$167.59
10-2620.610.000.19.00/262061019	MAINT - GEN SUP - ELEM SCH	\$46.74
10-2620.610.000.19.00/262061019	MAINT - GEN SUP - ELEM SCH	\$-190.38
10-2620.610.000.19.00/262061019	MAINT - GEN SUP - ELEM SCH	\$190.38
10-2620.610.000.35.00/262061035	MAINT - GEN SUP - MS	\$-351.34
10-2620.610.000.35.00/262061035	MAINT - GEN SUP - MS	\$351.34
	Vendor Total	\$438.23
HOM14 HOME DEPOT		
10-1100.610.000.31.00/1161031	GENERAL SUPPLIES - HIGH SCHOOL	\$19.97
10-1100.610.000.31.00/1161031	GENERAL SUPPLIES - HIGH SCHOOL	\$168.76
10-2620.610.000.01.00/262061001	MAINT - GEN SUP - B&G	\$32.07
10-2620.610.000.11.00/262061011	MAINT - GEN SUP - BURCHFIELD	\$248.27
10-2620.610.000.31.00/262061031	MAINT - GEN SUP - HS	\$275.89
10-2620.610.000.35.00/262061035	MAINT - GEN SUP - MS	\$227.81
	Vendor Total	\$972.77
HUC54 HUCKESTEIN MECHANICAL INC.		
10-2620.430.000.00.00/2620430	MAINT - REPAIRS	\$4,714.00
10-2620.430.000.31.00/262043031	MAINT - REPAIRS - HS	\$2,306.00
	Vendor Total	\$7,020.00
INT52 INTERIM HEALTH CARE		
10-2440.330.890.00.10/244033089010	Nursing Services - Purch Other Prof Svc	\$1,491.00

Date: 08/06/15
Time: 15:21:55

Shaler Area School District
Supplement C.1A 07/16 - 08/07/2015
2015-2016

Page: 8
BAR046i

Account Number	Description	Amount
INT21 INTERSTATE COMMUNICATION & ELECTRON		
10-2620.610.000.19.00/262061019	MAINT - GEN SUP - ELEM SCH	\$333.54
10-2620.610.000.31.00/262061031	MAINT - GEN SUP - HS	\$323.73
10-2620.610.000.35.00/262061035	MAINT - GEN SUP - MS	\$323.73
	Vendor Total	\$981.00
A*9627 FAITH JACK		
10-2271.580.000.31.00/227158031	TRAVEL- HIGH SCHOOL	\$16.57
LES03 JOHN DEERE LANDSCAPES/LESCO		
10-2630.610.000.19.00/263061019	MAINT UP-KEEP - GENERAL SUPPLIES - ELEM SCH	\$2,313.21
10-2630.610.000.31.00/263061031	MAINT UP-KEEP - GEN SUP - HS	\$1,505.21
10-2630.610.000.35.00/263061035	MAINT UP-KEEP - GENERAL SUPPLIES - MIDDLE SCHOOL	\$101.18
	Vendor Total	\$3,919.60
JTT02 J&T TIRE CO INC		
10-2650.430.000.00.00/2650430	VEHICLE - REPAIRS/MAINTENANCE	\$187.99
10-2650.430.000.00.00/2650430	VEHICLE - REPAIRS/MAINTENANCE	\$1,108.68
	Vendor Total	\$1,296.67
JUS53 JUSTIFACTS CREDENTIAL VERIFICATION, INC.		
10-2830.330.000.00.00/2830330	PURCH OTHER PROF SVC	\$156.40
KLA53 REBECCA KLAU		
10-2110.610.000.30.00/211061030	PUPIL PERS - GENERAL SUPPLIES - SECONDARY	\$500.00
KNI05 KNIGHT SOUND & LIGHTING		
10-2620.430.000.19.00/262043019	MAINT - REPAIRS - ELEM SCH	\$1,700.00
KRI23 DEBRA M KRIETE, ESQ		
10-2620.538.000.00.00/2620538	TRANSPORT/TELECOMMUNICATIONS	\$2,500.00
KUR01 KURTZ BROTHERS		
10-1100.610.000.19.00/1161019	GENERAL SUPPLIES - ELEM SCHOOL	\$3,620.15
10-1100.610.000.19.00/1161019	GENERAL SUPPLIES - ELEM SCHOOL	\$437.02
10-1100.610.000.31.00/1161031	GENERAL SUPPLIES - HIGH SCHOOL	\$2,159.58
	Vendor Total	\$6,216.75
LAI04 LAIDLAW EDUCATION SERVICES		
FIRST GROUP AMERICA		
10-2720.516.000.00.00/2720516	STDNT TRAN SVCC-IU	\$2,007.04
10-2720.516.000.00.00/2720516	STDNT TRAN SVCC-IU	\$9,050.68
10-2730.513.000.00.55/273051355	STDNT TRAN SVC-CHAPERONES	\$2,261.35
10-2730.513.000.00.55/273051355	STDNT TRAN SVC-CHAPERONES	\$11,025.59
10-2750.513.000.00.55/275051355	STUDENT TRANSPORT-SPECIAL EDUC	\$37,176.90
10-2750.513.000.00.55/275051355	STUDENT TRANSPORT-SPECIAL EDUC	\$8,632.70
	Vendor Total	\$70,154.26
LAM06 LAMBERT-JONES RUBBER CO		
10-2620.610.000.01.00/262061001	MAINT - GEN SUP - B&G	\$29.44
LEA54 LEAD TO LEARN LLC		
10-2271.320.222.10.00/32022210	READY TO LEARN	\$45,900.00
10-2271.320.222.30.00/32022230	READY TO LEARN	\$8,100.00
	Vendor Total	\$54,000.00
LEO31 SALVATORE LEO		
SAL LEO'S TREE SERVICE		
10-2620.430.000.31.00/262043031	MAINT - REPAIRS - HS	\$1,700.00

Date: 08/06/15
 Time: 15:21:55

Shaler Area School District
 Supplement C.1A 07/16 - 08/07/2015
 2015-2016

Page: 9
 BAR046i

Account Number	Description	Amount
LIF21 LIFE'S WORK OF WESTERN PA		
10-1211.569.000.30.00/121156930	LIFE SKILLS SUPPORT - TUITION - OTHER - SECONDARY	\$180.00
LIN54 LINDY PAVING INC		
10-2620.610.000.01.00/262061001	MAINT - GEN SUP - B&G	\$131.33
LIT74 LITTLE BITS		
10-1100.610.184.00.96/61018496	INSTRUCTION - SUPPLIES - STEAM GRANT	\$1,164.50
LRP21 LRP PUBLICATIONS		
10-2110.610.000.30.00/211061030	PUPIL PERS - GENERAL SUPPLIES - SECONDARY	\$264.50
MAR15 MARS HOME FOR YOUTH		
10-1231.568.000.30.00/123156830	EMOTIONAL SUP - TUITION/APPR PRIVATE - SECONDARY	\$1,520.00
MAX53 MAXIM HEALTHCARE SERVICES, INC.		
10-2440.330.000.10.00/244033010	Nursing Services - Purch Other Prof Svc	\$1,192.50
10-2440.330.000.10.00/244033010	Nursing Services - Purch Other Prof Svc	\$1,518.75
10-2440.330.000.30.00/244033030	Nursing Services - Purch Other Prof Svc	\$1,735.00
10-2440.330.000.30.00/244033030	Nursing Services - Purch Other Prof Svc	\$280.00
10-2440.330.000.30.00/244033030	Nursing Services - Purch Other Prof Svc	\$218.75
	Vendor Total	\$4,945.00
MCG52 MCGRAW-HILL EDUCATION		
MCGRAW-HILL SCHOOL EDUCATION HOLDIC		
10-1100.618.000.19.00/1161819	SOFTWARE SUPPLIES & LICENSING - ELEM SCHOOL	\$18,760.68
MCG02 MCGUIRE MEMORIAL		
10-1211.569.000.30.00/121156930	LIFE SKILLS SUPPORT - TUITION - OTHER - SECONDARY	\$1,606.50
MID20 MIDWESTERN INTERMEDIATE UNIT IV		
10-1290.330.000.10.00/129033010	PURCH OTHER PROF SVC - ELEM	\$567.00
MIL11 BOROUGH OF MILLVALE		
10-2331.330.000.00.00/2331330	PURCH OTHER PROF SVC EARNED INCOME TAX	\$3,630.03
10-2790.330.000.00.00/2790330	CROSSING GUARDS	\$5,016.25
	Vendor Total	\$8,646.28
LM35 LORI MISH		
10-1100.610.000.19.00/1161019	GENERAL SUPPLIES - ELEM SCHOOL	\$22.64
MOB23 MOBILE STORAGE GROUP		
MOBILE MINI, INC.		
10-2620.442.000.01.00/262044201	RENTAL-EQUIP&VEHICLES	\$67.00
10-2620.442.000.01.00/262044201	RENTAL-EQUIP&VEHICLES	\$75.00
10-2620.442.000.01.00/262044201	RENTAL-EQUIP&VEHICLES	\$67.00
10-2620.442.000.01.00/262044201	RENTAL-EQUIP&VEHICLES	\$83.36
10-2620.442.000.31.00/262044231	RENTAL-EQUIP&VEHICLES	\$67.73
10-2620.442.000.31.00/262044231	RENTAL-EQUIP&VEHICLES	\$62.10
	Vendor Total	\$422.19
MRJ03 MR JOHN OF PITTSBURGH		
10-2620.430.000.13.23/4301323	MAINT - REPAIRS - MARZOLF	\$104.00
10-2620.430.000.13.23/4301323	MAINT - REPAIRS - MARZOLF	\$104.00
10-2620.430.000.15.23/4301523	MAINT - REPAIRS - ROGERS	\$104.00
10-2620.430.000.19.23/4301923	MAINT - REPAIRS - ELEM SCHOOL	\$104.00
10-2620.430.000.19.23/4301923	MAINT - REPAIRS - ELEM SCHOOL	\$104.00
10-2620.430.000.19.23/4301923	MAINT - REPAIRS - ELEM SCHOOL	\$104.00
10-2620.430.000.19.23/4301923	MAINT - REPAIRS - ELEM SCHOOL	\$104.00

Date: 08/06/15
 Time: 15:21:55

Shaler Area School District
 Supplement C.1A 07/16 - 08/07/2015
 2015-2016

Page: 10
 BAR046i

Account Number	Description	Amount
MRJ03 MR JOHN OF PITTSBURGH		
10-2620.430.000.31.23/4303123	MAINT - REPAIRS - HIGH SCHOOL	\$111.20
10-2620.430.000.31.23/4303123	MAINT - REPAIRS - HIGH SCHOOL	\$104.00
10-2620.430.000.31.23/4303123	MAINT - REPAIRS - HIGH SCHOOL	\$102.00
10-2620.430.000.31.23/4303123	MAINT - REPAIRS - HIGH SCHOOL	\$104.00
10-2620.430.000.35.23/4303523	MAINT - REPAIRS - MIDDLE SCHOOL	\$204.00
10-2620.430.000.35.23/4303523	MAINT - REPAIRS - MIDDLE SCHOOL	\$104.00
10-2620.430.000.35.23/4303523	MAINT - REPAIRS - MIDDLE SCHOOL	\$204.00
10-2620.430.000.35.23/4303523	MAINT - REPAIRS - MIDDLE SCHOOL	\$104.00
	Vendor Total	\$1,765.20
NAS01 NASCO		
10-1100.610.000.19.00/1161019	GENERAL SUPPLIES - ELEM SCHOOL	\$150.00
NAT02 NASP/NAT'L ASSO.OF SCH PSYCHOLOGIST		
10-2140.810.000.10.00/214081010	PSYCH SVC - DUES & FEES - ELEMENTARY	\$199.00
NAT62 NATIONAL ART & SCHOOL SUPPLIES INC.		
10-1100.610.000.19.00/1161019	GENERAL SUPPLIES - ELEM SCHOOL	\$836.45
10-2510.610.000.00.00/2510610	FINANCIAL - GENERAL SUPPLIES	\$43.20
	Vendor Total	\$879.65
NEO01 NEOPOST		
10-2360.530.000.00.37/236053037	POSTAGE	\$1,939.65
NEV21 NEVILLE AGGREGATES CO. INC.		
10-2630.610.000.31.00/263061031	MAINT UP-KEEP - GEN SUP - HS	\$1,199.78
NEW61 NEW ENGLAND SECURITY LOCK CO		
10-2620.610.000.19.00/262061019	MAINT - GEN SUP - ELEM SCH	\$1,389.00
10-2620.610.000.35.00/262061035	MAINT - GEN SUP - MS	\$872.00
	Vendor Total	\$2,261.00
NIC06 NICKLAS SUPPLY		
10-2620.610.000.01.00/262061001	MAINT - GEN SUP - B&G	\$4.93
10-2620.610.000.01.00/262061001	MAINT - GEN SUP - B&G	\$24.79
10-2620.610.000.19.00/262061019	MAINT - GEN SUP - ELEM SCH	\$23.47
10-2620.610.000.19.00/262061019	MAINT - GEN SUP - ELEM SCH	\$44.01
10-2620.610.000.19.00/262061019	MAINT - GEN SUP - ELEM SCH	\$22.75
10-2620.610.000.31.00/262061031	MAINT - GEN SUP - HS	\$21.12
	Vendor Total	\$141.07
NOR29 NORTHEASTERN ENVELOPE CO		
10-1100.610.000.11.00/1161011	GENERAL SUPPLIES - BURCHFIELD	\$263.40
10-1100.610.000.12.00/1161012	GENERAL SUPPLIES - JEFFERY	\$139.45
10-1100.610.000.13.00/1161013	GENERAL SUPPLIES - MARZOLF	\$216.92
10-1100.610.000.14.00/1161014	GENERAL SUPPLIES - RESERVE	\$139.42
10-1100.610.000.15.00/1161015	GENERAL SUPPLIES - ROGERS	\$139.45
10-1100.610.000.19.00/1161019	GENERAL SUPPLIES - ELEM SCHOOL	\$650.71
	Vendor Total	\$1,549.35
OFF03 OFFICE DEPOT BUSINESS SVC. DIV.		
10-1100.610.000.19.00/1161019	GENERAL SUPPLIES - ELEM SCHOOL	\$242.40
10-2110.610.000.30.00/211061030	PUPIL PERS - GENERAL SUPPLIES - SECONDARY	\$130.00
10-2110.610.000.30.00/211061030	PUPIL PERS - GENERAL SUPPLIES - SECONDARY	\$589.96
10-2440.610.000.00.00/2440610	GENERAL SUPPLIES	\$399.97
10-2440.610.000.00.00/2440610	GENERAL SUPPLIES	\$2.99
10-2440.610.000.00.00/2440610	GENERAL SUPPLIES	\$329.97

Date: 08/06/15
Time: 15:21:55

Shaler Area School District
Supplement C.1A 07/16 - 08/07/2015
2015-2016

Page: 11
BAR0461

Account Number	Description	Amount
OFF03 OFFICE DEPOT BUSINESS SVC. DIV.		
10-2440.610.000.00.00/2440610	GENERAL SUPPLIES	\$77.93
10-2510.610.000.00.00/2510610	FINANCIAL - GENERAL SUPPLIES	\$295.65
10-2510.610.000.00.00/2510610	FINANCIAL - GENERAL SUPPLIES	\$52.47
10-2510.610.000.00.00/2510610	FINANCIAL - GENERAL SUPPLIES	\$162.64
10-2510.610.000.00.00/2510610	FINANCIAL - GENERAL SUPPLIES	\$11.34
10-2620.610.000.19.00/262061019	MAINT - GEN SUP - ELEM SCH	\$244.39
	Vendor Total	\$2,539.77
PEN09 PAESSP/PA ASSN OF ELEM &		
10-2380.610.000.14.00/238061014	PRINCIPAL - GENERAL SUPPLIES - RESERVE	\$595.00
10-2380.810.000.11.00/238081011	PRINCIPAL - DUES & FEES - BURCHFIELD	\$595.00
10-2380.810.000.12.00/238081012	PRINCIPAL - DUES & FEES - JEFFERY	\$595.00
10-2380.810.000.15.00/238081015	PRINCIPAL - DUES & FEES - ROGERS	\$595.00
10-2380.810.000.19.00/238081019	PRINCIPAL - DUES & FEES - ELEM SCH	\$1,785.00
10-2380.810.000.31.00/238081031	PRINCIPAL - DUES & FEES - HIGH SCH	\$1,785.00
10-2380.810.000.35.00/238081035	PRINCIPAL - DUES & FEES - MIDDLE SCH	\$1,190.00
	Vendor Total	\$7,140.00
PAR22 PARTS NOW INC.		
10-1100.438.000.19.00/1143819	MAINT&REPAIR INFOR TECH EQ/INFRA - ELEM SCHOOL	\$190.00
PAS16 PASBO		
10-2510.810.000.00.00/2510810	FINANCIAL - DUES & FEES	\$230.00
10-2610.810.000.00.00/2610810	DUES & FEES	\$221.00
10-2818.810.000.00.00/2818810	DUES & FEES	\$230.00
	Vendor Total	\$681.00
PIO06 PIONEER MANUFACTURING CO		
10-2620.610.000.01.00/262061001	MAINT - GEN SUP - B&G	\$82.00
PIT06 PITT CHEMICAL & SANITARY SUPPLY		
10-2620.610.000.13.23/6101323	MAINT - GEN SUP - MARZOLF	\$110.57
10-2620.610.000.35.23/6103523	MAINT - GEN SUP - MS	\$278.92
	Vendor Total	\$389.49
PIT12 PITTSBURGH CARTRIDGE CO		
10-1100.618.000.19.00/1161819	SOFTWARE SUPPLIES & LICENSING - ELEM SCHOOL	\$625.00
PIT82 PITTSBURGH MOBILE CONCRETE		
10-2620.610.000.31.00/262061031	MAINT - GEN SUP - HS	\$784.00
10-2620.610.000.31.00/262061031	MAINT - GEN SUP - HS	\$283.00
	Vendor Total	\$1,067.00
PIT41 PITTSBURGH POST-GAZETTE		
10-2510.540.000.00.00/2510540	ADVERTISING	\$24.30
10-2830.540.000.00.00/2830540	ADVERTISING	\$490.50
	Vendor Total	\$514.80
PIT46 PITTSBURGH WATER COOLER		
10-2360.610.000.00.00/2360610	SUPT - GENERAL SUPPLIES	\$19.95
10-2360.610.000.00.00/2360610	SUPT - GENERAL SUPPLIES	\$44.65
10-2620.430.000.01.00/262043001	MAINT - REPAIRS - BUTLER PLK	\$202.50
	Vendor Total	\$267.10
POR01 PORT AUTHORITY OF ALLEGHENY COUNTY		
10-2750.513.000.00.55/275051355	STUDENT TRANSPORT-SPECIAL EDUC	\$243.75

Date: 08/06/15
Time: 15:21:55

Shaler Area School District
Supplement C.1A 07/16 - 08/07/2015
2015-2016

Page: 12
BAR046i

Account Number	Description	Amount
POW23 POWR FLITE		
TACONY CORPORATION		
10-2620.610.000.31.23/6103123	MAINT - GEN SUP - HS	\$522.50
10-2620.610.000.35.23/6103523	MAINT - GEN SUP - MS	\$1,495.30
	Vendor Total	\$2,017.80
PPG56 PPG ARCHITECTURAL COATINGS		
10-1100.610.184.00.96/61018496	INSTRUCTION - SUPPLIES - STEAM GRANT	\$123.90
10-2620.610.000.01.00/262061001	MAINT - GEN SUP - B&G	\$230.46
10-2620.610.000.01.00/262061001	MAINT - GEN SUP - B&G	\$224.55
10-2620.610.000.12.00/262061012	MAINT - GEN SUP - JEFFERY	\$44.83
10-2620.610.000.12.00/262061012	MAINT - GEN SUP - JEFFERY	\$74.85
10-2620.610.000.13.00/262061013	MAINT - GEN SUP - MARZOLF	\$43.50
10-2620.610.000.13.00/262061013	MAINT - GEN SUP - MARZOLF	\$63.79
10-2620.610.000.13.00/262061013	MAINT - GEN SUP - MARZOLF	\$80.91
10-2620.610.000.14.00/262061014	MAINT - GEN SUP - RESERVE	\$194.37
10-2620.610.000.19.00/262061019	MAINT - GEN SUP - ELEM SCH	\$29.00
10-2620.610.000.19.00/262061019	MAINT - GEN SUP - ELEM SCH	\$187.78
10-2620.610.000.19.00/262061019	MAINT - GEN SUP - ELEM SCH	\$23.08
10-2620.610.000.19.00/262061019	MAINT - GEN SUP - ELEM SCH	\$45.94
10-2620.610.000.19.00/262061019	MAINT - GEN SUP - ELEM SCH	\$76.66
10-2620.610.000.31.00/262061031	MAINT - GEN SUP - HS	\$209.85
10-2620.610.000.31.00/262061031	MAINT - GEN SUP - HS	\$197.48
10-2620.610.000.35.00/262061035	MAINT - GEN SUP - MS	\$139.90
10-2620.610.000.35.00/262061035	MAINT - GEN SUP - MS	\$65.37
10-2620.610.000.35.00/262061035	MAINT - GEN SUP - MS	\$109.63
	Vendor Total	\$2,165.85
PEN26 PSBA/PENNSYLVANIA SCHOOL BOARDS ASSO		
10-2310.810.000.00.00/2310810	DUES & FEES	\$12,458.78
PUB03 PUBLIC SCHOOL EMPLOYEES RETIREMENT SYS		
10-1100.230.000.00.00/11230	RETIREMENT	\$947.93
10-1100.230.000.00.00/11230	RETIREMENT	\$197.05
10-1100.230.000.00.00/11230	RETIREMENT	\$178.00
10-1100.230.000.00.00/11230	RETIREMENT	\$1,904.71
10-1100.230.000.00.00/11230	RETIREMENT	\$903.13
10-1100.230.000.00.00/11230	RETIREMENT	\$999.72
	Vendor Total	\$5,130.54
PYR21 PYRAMID SCHOOL PRODUCTS		
10-2610.610.000.01.00/261061001	GENERAL SUPPLIES	\$114.22
RAC21 RACO INDUSTRIES		
10-2620.610.000.35.00/262061035	MAINT - GEN SUP - MS	\$160.72
SR11 SUSAN RANDALL		
10-1100.580.000.11.00/1158011	TRAVEL - BURCHFIELD	\$132.83
RAN03 RANDOLPH'S ASPHALT MAINT.		
10-2620.430.000.35.00/262043035	MAINT - REPAIRS - MIDDLE SCHOOL	\$2,475.00
CR31 CLINT RAUSCHER		
10-2620.538.000.00.00/2620538	TRANSPORT/TELECOMMUNICATIONS	\$30.00
RAY01 RAYBURG APPLIANCE SERVICE, INC.		
10-2620.430.000.31.00/262043031	MAINT - REPAIRS - HS	\$631.33
10-2620.430.000.31.00/262043031	MAINT - REPAIRS - HS	\$69.24

Date: 08/06/15
Time: 15:21:56

Shaler Area School District
Supplement C.1A 07/16 - 08/07/2015
2015-2016

Page: 13
BAR046i

Account Number	Description	Amount
RAY01 RAYBURG APPLIANCE SERVICE, INC.		
10-2620.430.000.31.00/262043031	MAINT - REPAIRS - HS	\$631.33
10-2620.430.000.31.00/262043031	MAINT - REPAIRS - HS	\$71.09
10-2620.430.000.31.00/262043031	MAINT - REPAIRS - HS	\$665.48
10-2620.430.000.31.00/262043031	MAINT - REPAIRS - HS	\$631.33
	Vendor Total	\$2,699.80
REI23 ELKO & GWENDOLYN REISSMAN		
10-6111.004.000.00.00/61114	CUR REAL ESTATE TAX-SHALER	\$2,392.47
ROE88 W L ROENIGK		
10-2720.513.000.00.59/272051359	Vehicle Operation - Student Transp - Roenigk	\$408.00
ROS06 ROSSI FLOOR TECHNOLOGIES		
10-2620.430.000.11.00/262043011	MAINT - REPAIRS - BURCHFIELD	\$110.00
10-2620.430.000.11.00/262043011	MAINT - REPAIRS - BURCHFIELD	\$17.58
10-2620.430.000.11.00/262043011	MAINT - REPAIRS - BURCHFIELD	\$221.38
10-2620.430.000.14.00/262043014	MAINT - REPAIRS - RESERVE	\$262.37
	Vendor Total	\$611.33
SAV08 SAVISKY PRO TURE		
10-2630.430.000.31.00/263043031	GROUNDS UP-KEEP - MAINT - HIGH SCHOOL	\$2,400.00
SCH44 SCHAEGLER YESCO		
10-2620.610.000.31.00/262061031	MAINT - GEN SUP - HS	\$112.25
SCH12 RALPH H SCHERER & SONS INC		
10-2620.610.000.01.00/262061001	MAINT - GEN SUP - B&G	\$170.20
10-2620.610.000.31.00/262061031	MAINT - GEN SUP - HS	\$31.85
	Vendor Total	\$202.05
SCH57 SCHOOLDUDE.COM		
10-2610.438.000.00.00/2610438	MAINT&REPAIR INFOR TECH EQ/INFRA	\$5,996.04
SCO06 SCOTT ELECTRIC		
10-1100.438.000.31.00/1143831	MAINT&REPAIR INFOR TECH EQ/INFRA - HIGH SCHOOL	\$164.00
SEN20 SENECA VALLEY SCHOOL DISTRICT		
10-1441.561.000.31.00/144156131	LEA W/I STATE- TUITION - HIGH SCHOOL	\$58,547.46
SHA11 TOWNSHIP OF SHALER		
10-2334.330.000.00.00/2334330	PURCH OTHER PROF SVC	\$2,096.12
10-2620.422.000.35.00/262042235	ELECTRICITY -MIDDLE SCHOOL	\$80.55
	Vendor Total	\$2,176.67
SHE03 J N SHEFFEY ASSOCIATES		
10-2440.430.000.00.00/2440430	REPAIRS/MAINTENANCE	\$294.00
SQU18 SQUISHY CIRCUITS STORE		
10-1100.610.184.00.96/61018496	INSTRUCTION - SUPPLIES - STEAM GRANT	\$187.50
STA11 STANDARD STATIONERY SUPPLY CO		
10-1100.610.000.19.00/1161019	GENERAL SUPPLIES - ELEM SCHOOL	\$1,671.04
10-1100.610.000.19.00/1161019	GENERAL SUPPLIES - ELEM SCHOOL	\$29.60
10-1100.610.000.19.00/1161019	GENERAL SUPPLIES - ELEM SCHOOL	\$291.90
	Vendor Total	\$1,992.54
STE21 STERATORE SUPPLY, INC		
10-2620.610.000.11.23/6101123	MAINT - GEN SUP - BURCHFIELD	\$5,563.37
10-2620.610.000.12.23/6101223	MAINT - GEN SUP - JEFFERY	\$3,003.28
10-2620.610.000.13.23/6101323	MAINT - GEN SUP - MARZOLF	\$2,734.79

Date: 08/06/15
Time: 15:21:56

Shaler Area School District
Supplement C.1A 07/16 - 08/07/2015
2015-2016

Page: 14
BAR046i

Account Number	Description	Amount
STE21 STERATORE SUPPLY, INC		
10-2620.610.000.14.23/6101423	MAINT - GEN SUP - RESERVE	\$1,044.10
10-2620.610.000.15.23/6101523	MAINT - GEN SUP - ROGERS	\$3,026.62
10-2620.610.000.19.23/6101923	MAINT - GEN SUP - ELEM SCH	\$5,856.00
10-2620.610.000.31.23/6103123	MAINT - GEN SUP - HS	\$4,358.95
10-2620.610.000.35.23/6103523	MAINT - GEN SUP - MS	\$4,257.90
	Vendor Total	\$29,845.01
SUN56 SUNBURY CONTROLS, INC.		
10-2620.610.000.01.00/262061001	MAINT - GEN SUP - B&G	\$135.69
10-2620.610.000.01.00/262061001	MAINT - GEN SUP - B&G	\$57.63
10-2620.610.000.01.00/262061001	MAINT - GEN SUP - B&G	\$246.04
10-2620.610.000.01.00/262061001	MAINT - GEN SUP - B&G	\$135.69
10-2620.610.000.14.00/262061014	MAINT - GEN SUP - RESERVE	\$324.29
	Vendor Total	\$899.34
THE03 THERMOFLO EQUIPMENT COMPANY INC		
10-2620.610.000.14.00/262061014	MAINT - GEN SUP - RESERVE	\$1,121.90
10-2620.610.000.14.00/262061014	MAINT - GEN SUP - RESERVE	\$201.50
10-2620.610.000.35.00/262061035	MAINT - GEN SUP - MS	\$33.48
	Vendor Total	\$1,356.88
TUC08 TUCKER ARENSBERG, PC		
10-2350.330.000.00.00/2350330	PROF SVCS. LEGAL COSTS	\$3,758.27
10-2350.330.000.00.00/2350330	PROF SVCS. LEGAL COSTS	\$4,317.00
10-2350.330.000.00.00/2350330	PROF SVCS. LEGAL COSTS	\$2,458.50
	Vendor Total	\$10,533.77
UGI53 UGI ENERGY SERVICES, LLC		
10-2620.621.000.14.00/262062114	NATURAL GAS - RESERVE	\$19.71
SHA03 UPMC		
10-1231.568.000.30.00/123156830	EMOTIONAL SUP - TUITION/APPR PRIVATE - SECONDARY	\$1,550.00
VIR01 VIRCO		
10-1100.750.000.19.08/7501908	EQUIP-ORIGINAL & ADDL - ELEM SCHOOL PHY ED	\$2,473.65
WAT03 THE EDUCATION CENTER / WATSON INSTITUTE		
10-1233.561.000.10.00/123356110	Autistic Support - Tuition/lea W/i State - ELEM	\$9,640.00
10-1270.563.890.10.00/127056389010	MULTI- HNDCP - TUITION/PRIVATE SCH - ACCESS - ELEM	\$980.00
	Vendor Total	\$10,620.00
WAV51 WAVES EQUIPMENT SOURCE, INC.		
10-2620.430.000.01.00/262043001	MAINT - REPAIRS - BUTLER PLK	\$66.90
10-2620.430.000.01.00/262043001	MAINT - REPAIRS - BUTLER PLK	\$104.72
10-2650.430.000.00.00/2650430	VEHICLE - REPAIRS/MAINTENANCE	\$301.79
	Vendor Total	\$473.41
WES15 WESLEY SPECTRUM SERVICES		
10-1231.568.000.30.00/123156830	EMOTIONAL SUP - TUITION/APPR PRIVATE - SECONDARY	\$1,800.00
WES36 WESTERN PA SCHOOL FOR BLIND CHILDREN		
10-1224.322.000.10.00/122432210	VISUAL IMP - PROF EDUCATION SERV-IU - ELEM	\$103.75
WES35 WESTERN PA SCHOOL FOR THE DEAF		
10-1233.561.000.10.00/123356110	Autistic Support - Tuition/lea W/i State - ELEM	\$5,100.00

Date: 08/06/15
Time: 15:21:56

Shaler Area School District
Supplement C.1A 07/16 - 08/07/2015
2015-2016

Page: 15
BAR046i

Account Number	Description	Amount
WIL20 GEORGE L WILSON & CO., INC.		
10-2620.610.000.31.00/262061031	MAINT - GEN SUP - HS	\$153.00
ZON12 ZONES, INC.		
10-1100.758.000.31.00/1175831	END-USER NEW EQ&LONG-TERM SOFTWARE - HS	\$704.25
10-1100.758.000.31.00/1175831	END-USER NEW EQ&LONG-TERM SOFTWARE - HS	\$522.36
	Vendor Total	\$1,226.61
	Report Total	\$616,644.97

Date: 08/14/15
Time: 12:08:21

Shaler Area School District
Supplement C.1A Addendum 8/14/15
2015-2016

Page: 1
BAR046i

Account Number	Description	Amount
aha85 aha! PROCESS, INC.		
10-1100.640.182.31.01/116401823101	PBIS - Instruction-regular Prog - Books	\$1,491.00
ALL55 ALLIED WASTE SERVICES		
REPUBLIC SERVICES #264		
10-2620.411.000.01.00/262041101	MAINT -DISPOSAL SERVICES - BUTLER PLANK	\$-15.00
10-2620.411.000.01.00/262041101	MAINT -DISPOSAL SERVICES - BUTLER PLANK	\$-15.00
10-2620.411.000.31.00/262041131	MAINT - DISPOSAL SERVICES - HS	\$315.00
10-2620.411.000.31.00/262041131	MAINT - DISPOSAL SERVICES - HS	\$315.00
	Vendor Total	\$600.00
ASS66 ASSOCIATED THERMAL SERVICES		
10-2620.430.000.11.00/262043011	MAINT - REPAIRS - BURCHFIELD	\$3,670.00
NAS10 A.W. BEATTIE CAREER CENTER		
10-1390.564.000.31.00/139056431	TUITION TO AVTS	\$512,904.00
10-5110.839.000.00.00/5110839	Debt Service - Beattie Tech	\$167,111.82
	Vendor Total	\$680,015.82
BER44 ROBERT OR ANNA BERDIK		
10-3299.581.000.00.00/3299581	Misc Athletics - CHAMPIONSHIP PLAYOFF EXP	\$1,597.50
DDS52 D & D SECURITY RESOURCES, INC.		
10-1100.758.000.31.00/1175831	END-USER NEW EQ&LONG-TERM SOFTWARE - HS	\$92,695.00
DAN06 DANIELS ELECTRIC		
10-2620.610.000.31.00/262061031	MAINT - GEN SUP - HS	\$1,350.00
FOL01 FOLLETT SCHOOL SOLUTIONS, INC.		
10-2250.640.000.31.00/225064031	LIBRARY - BOOKS - HS	\$131.50
JK01 JOHN KAIB		
10-2610.580.000.00.00/2610580	TRAVEL	\$215.57
MCE21 SUE MCELHINNY		
10-2310.610.000.00.00/2310610	BOARD SVC - GENERAL SUPPLIES	\$283.51
MET06 METCO SUPPLY INC		
10-1100.610.000.13.00/1161013	GENERAL SUPPLIES - MARZOLF	\$710.30
BO21 BRYAN O'BLACK		
10-2271.610.000.00.00/2271610	GEN SUP	\$23.94
PIT12 PITTSBURGH CARTRIDGE CO		
10-1100.618.000.35.00/1161835	SOFTWARE SUPPLIES & LICENSING - MIDDLE SCHOOL	\$199.00
PIT56 PITTSBURGH TROPHY CO.		
10-2360.610.000.00.00/2360610	SUPT - GENERAL SUPPLIES	\$69.46
PIT46 PITTSBURGH WATER COOLER		
10-2360.610.000.00.00/2360610	SUPT - GENERAL SUPPLIES	\$22.70
10-2360.610.000.00.00/2360610	SUPT - GENERAL SUPPLIES	\$6.95
	Vendor Total	\$29.65
PMF01 PMF RENTALS		
PLUNKETT MOTOR FREIGHT		
10-2620.430.000.19.00/262043019	MAINT - REPAIRS - ELEM SCH	\$90.00
PUB03 PUBLIC SCHOOL EMPLOYEES RETIREMENT SYS		
10-1100.230.000.00.00/11230	RETIREMENT	\$1,309.95
10-1100.230.000.00.00/11230	RETIREMENT	\$196.95
	Vendor Total	\$1,506.90

Date: 08/14/15

Time: 12:08:21

Shaler Area School District
Supplement C.1A Addendum 8/14/15
2015-2016

Page: 2

BAR046i

Account Number	Description	Amount
PYR21 PYRAMID SCHOOL PRODUCTS 10-2510.610.000.00.00/2510610	FINANCIAL - GENERAL SUPPLIES	\$153.90
RAN03 RANDOLPH'S ASPHALT MAINT. 10-2630.430.000.00.00/2630430	GROUNDS UP-KEEP - MAINT	\$7,065.00
RES06 RESERVE TOWNSHIP 10-2331.330.000.00.00/2331330	PURCH OTHER PROF SVC EARNED INCOME TAX	\$21.10
SHA07 SHALER AREA CAFETERIA ACCT 10-2271.610.000.00.00/2271610	GEN SUP	\$77.62
STA11 STANDARD STATIONERY SUPPLY CO 10-3249.610.000.31.00/324961031	Misc Activities - HS - GENERAL SUPPLIES	\$17.64
	Report Total	\$792,014.41

Date: 08/06/15
 Time: 15:08:29
 Check Dates 07/01/15 - 07/31/15

Shaler Area School District
 Supplement C.1A 7/1-31/2015
 2015-2016

Page: 1
 BAR055
 Check # 00001001 - 99990828

Check	Date	Vendor#	Vendor Name	P.O.	F/P	Inv Date	Invoice #	Check Amount	Batch	Src	Stat
10-0101.001.000.00.00 CITIZENS BANK											
00159071	07/01/15	ALI52	JOHN ALIOTO - RESERVE TWP TAX COLLECTOR					\$360.00	2015701	CC	R
			GENERAL SUPPLIES	2330610 / 10-2330.610.000.00.00		07/01/15	2015-16 SUPPLY STIPENED	360.00			
00159072	07/01/15	BAR10	ERIN BARTKINS					\$1,200.00	2015701	CC	R
			GENERAL SUPPLIES	2330610 / 10-2330.610.000.00.00		07/01/15	2015-16 SUPPLY STIPENED	1,200.00			
00159073	07/01/15	DAV58	J SCOTT DAVIS					\$360.00	2015701	CC	R
			GENERAL SUPPLIES	2330610 / 10-2330.610.000.00.00		07/01/15	2015-16 SUPPLY STIPENED	360.00			
00159074	07/01/15	KEL01	KELLY INSURANCE GROUP IN					\$291,730.00	2015701	CC	R
			BLANKET INSURANCE	2620521 / 10-2620.521.000.00.00		07/01/15	22809	11,586.00			
			BLANKET INSURANCE	2620521 / 10-2620.521.000.00.00		07/01/15	22816	147,347.00			
			BLANKET INSURANCE	2620521 / 10-2620.521.000.00.00		07/01/15	22817	64,426.00			
			AUTO LIABILITY INS	2650522 / 10-2650.522.000.00.00		07/01/15	22819	16,455.00			
			Misc Athletics - UMBRELLA INSURANCE	3299529 / 10-3299.529.000.00.00		07/01/15	22823	16,153.00			
			GENERAL PROP/LIAB INS	2310523 / 10-2310.523.000.00.00		07/01/15	22825	35,763.00			
00159075	07/01/15	GP01	GERRY PFEIFFER					\$360.00	2015701	CC	R
			GENERAL SUPPLIES	2330610 / 10-2330.610.000.00.00		07/01/15	2015-16 SUPPLY STIPENED	360.00			
00159076	07/01/15	UPM01	UPMC HEALTH PLAN INS. WORKERS COMP					\$415,431.00	2015701	CC	R
			EMPLOYER WORK COMP	047532 / 10-0475.032.000.00.00		07/01/15	92534	415,431.00			
00159077	07/07/15	APP06	APPLE COMPUTER INC					\$125,784.49	2015701	CC	R
			END-USER NEW EQ&LONG-TERM SOFTWARE - HS	1175831 / 10-1100.758.000.31.00	20150196	F	07/07/15 ADV051815	125,784.49			
00159078	07/10/15	ZZ29	RONDA J. WINNECOUR					\$2,369.56	20150791	CC	R
			EMPLOYEE - GARNISHMENT - E FOR047025 / CHAPTER 13	10-0470.025.000.00.00		07/10/15	PY-VD13E-20150710P	2,369.56			
00159079	07/10/15	ZZ06	NORTH DISTRICTS COMMUNITY CREDIT UNION					\$26,688.97	20150791	CC	R
			EMPLOYEE - CREDIT UNION	047042 / 10-0470.042.000.00.00		07/10/15	PY-VD07-20150710P	26,688.97			
00159080	07/10/15	ZZ27	PHEAA					\$311.99	20150791	CC	R

Date: 08/06/15

Time: 15:08:29

Check Dates 07/01/15 - 07/31/15

Shaler Area School District
Supplement C.1A 7/1-31/2015
2015-2016

Page: 2

BAR055

Check # 00001001 - 99990828

Check	Date	Vendor#	Vendor Name	P.O.	F/P	Inv Date	Invoice #	Check Amount	Batch	Src	Stat
10-0101.001.000.00.00 CITIZENS BANK											
00159080	07/10/15	ZZ27	PHEAA					\$311.99	20150791	CC	R
			EMPLOYEE - PHEAA ATTACHMENT	047025 / 10-0470.025.000.00.00		07/10/15	PY-VD20-20150710P	311.99			
00159081	07/10/15	ZZ16	TEAMSTERS LOCAL 205					\$3,261.00	20150791	CC	R
			EMPLOYEE - CUSTODIAN DUES	047032 / 10-0470.032.000.00.00		07/10/15	PY-VD06-20150710P	3,261.00			
00159082	07/10/15	ZZ17	TEAMSTERS LOCAL 205					\$870.00	20150791	CC	R
			EMPLOYEE - CLERICAL DUES	047031 / 10-0470.031.000.00.00		07/10/15	PY-VD05-20150710P	870.00			
00159083	07/10/15	GAPA1	Great American Plan Administrators Inc					\$14,406.40	20150791	CC	R
			EMPLOYEE - T.S.A. - C FOR LINCOLN INVESTMENT	04701 / 10-0470.001.000.00.00		07/10/15	PY-VD01C-20150710P	2,150.00			
			EMPLOYEE - T.S.A. - E FOR AMERICAN FUNDS	04701 / 10-0470.001.000.00.00		07/10/15	PY-VD01E-20150710P	1,912.62			
			EMPLOYEE - T.S.A. - G FOR EMPLOYEE BENEFIT/GWN	04701 / 10-0470.001.000.00.00		07/10/15	PY-VD01G-20150710P	950.00			
			EMPLOYEE - T.S.A. - ING (AETNA)	04701 / 10-0470.001.000.00.00		07/10/15	PY-VD01I-20150710P	984.10			
			EMPLOYEE - T.S.A. - L FOR EQUITABLE-AXA	04701 / 10-0470.001.000.00.00		07/10/15	PY-VD01L-20150710P	355.00			
			EMPLOYEE - T.S.A. - M FOR LINCOLN FINANCIAL	04701 / 10-0470.001.000.00.00		07/10/15	PY-VD01M-20150710P	795.67			
			EMPLOYEE - T.S.A. - N FOR PLAN04701 MBR SVSC	04701 / 10-0470.001.000.00.00		07/10/15	PY-VD01N-20150710P	150.00			
			EMPLOYEE - T.S.A. - Q FOR FIDELITY INVESTMENT	04701 / 10-0470.001.000.00.00		07/10/15	PY-VD01Q-20150710P	2,939.07			
			EMPLOYEE - T.S.A. - R FOR WADDELL AND REED	04701 / 10-0470.001.000.00.00		07/10/15	PY-VD01R-20150710P	2,508.07			
			EMPLOYEE - ROTH - 1 FOR EMPLOYEE BENEFIT	04701 / 10-0470.001.000.00.00		07/10/15	PY-VR01-20150710P	100.00			
			EMPLOYEE - ROTH - 3 FOR LINCOLN INVESTMENTS	04701 / 10-0470.001.000.00.00		07/10/15	PY-VR03-20150710P	300.00			
			EMPLOYEE - ROTH - 4 FOR LINCOLN FINANCIAL	04701 / 10-0470.001.000.00.00		07/10/15	PY-VR04-20150710P	1,211.87			
			EMPLOYEE - ROTH - 5 FOR WAD & REED	04701 / 10-0470.001.000.00.00		07/10/15	PY-VR05-20150710P	50.00			
00159084	07/14/15	BES10	BEST FEEDS GARDEN CENTER					\$498.09	01	CC	R

Date: 08/06/15

Time: 15:08:30

Check Dates 07/01/15 - 07/31/15

Shaler Area School District
Supplement C.1A 7/1-31/2015
2015-2016

Page: 3

BAR055

Check # 00001001 - 99990828

Check	Date	Vendor#	Vendor Name	P.O.	F/P	Inv Date	Invoice #	Check Amount	Batch	Src	Stat
10-0101.001.000.00.00 CITIZENS BANK								\$498.09	2015701	CC	R
00159084	07/14/15	BES10	BEST FEEDS GARDEN CENTER			07/14/15	1-550954	498.09			
			PRINCIPAL - GENERAL SUPPLIES -238061013 / MARZOLF								
			10-2380.610.000.13.00								
00159247	07/21/15	EMP01	EMPLOYER-TEAMSTERS 205			07/21/15	AUGUST 2015	\$8,860.00	2015701	CC	R
			EMPLOYER VISION-P	047534 / 10-0475.034.000.00.00				1,960.00			
			EMPLOYER DENTAL-P	047536 / 10-0475.036.000.00.00			07/21/15	6,900.00			
00159248	07/21/15	SUN55	SUN LIFE FINANCIAL			07/21/15	JULY 2015	\$9,205.97	2015701	CC	R
			EMPLOYER LIFE INS	047538 / 10-0475.038.000.00.00				9,205.97			
00159249	07/21/15	TEA66	TEAMLEADER			07/21/15	CQ 127616	\$1,767.76	2015701	CC	R
			Cheerleaders - UNIFORMS	3219611 / 10-3219.611.000.00.00	20150565	F		1,767.76			
00159250	07/24/15	ZZ29	RONDA J. WINNECOUR			07/24/15	PY-VD13E-20150724P	\$2,369.56	20150792	CC	R
			EMPLOYEE - GARNISHMENT - E FOR CHAPTER 13	047025 / 10-0470.025.000.00.00				2,369.56			
00159251	07/24/15	ZZ06	NORTH DISTRICTS COMMUNITY CREDIT UNION			07/24/15	PY-VD07-20150724P	\$27,024.54	20150792	CC	R
			EMPLOYEE - CREDIT UNION	047042 / 10-0470.042.000.00.00				27,024.54			
00159252	07/24/15	ZZ27	PHEAA			07/24/15	PY-VD20-20150724P	\$359.57	20150792	CC	R
			EMPLOYEE - PHEAA ATTACHMENT	047025 / 10-0470.025.000.00.00				359.57			
00159253	07/24/15	ZZ15	SHALER AREA EDUCATION ASSOCIATION			07/24/15	PY-VD04-20150724P	\$94.88	20150792	CC	O
			EMPLOYEE - TEACHER DUES	047030 / 10-0470.030.000.00.00				94.88			
00159254	07/24/15	ZZ17	TEAMSTERS LOCAL 205			07/24/15	PY-VD05-20150724P	\$280.00	20150792	CC	R
			EMPLOYEE - CLERICAL DUES	047031 / 10-0470.031.000.00.00				280.00			
00159255	07/24/15	GAPA1	Great American Plan Administrators Inc			07/24/15	PY-VD01C-20150724P	\$14,287.40	20150792	CC	R
			EMPLOYEE - T.S.A. - C FOR LINCOLN INVESTMENT	04701 / 10-0470.001.000.00.00				2,150.00			
			EMPLOYEE - T.S.A. - E FOR AMERICAN FUNDS	04701 / 10-0470.001.000.00.00				1,912.62			
			EMPLOYEE - T.S.A. - G FOR EMPLOYEE BENEFIT/GWN	04701 / 10-0470.001.000.00.00				850.00			
			EMPLOYEE - T.S.A. - ING (AETNA)	04701 / 10-0470.001.000.00.00				984.10			

Date: 08/06/15

Time: 15:08:30

Check Dates 07/01/15 - 07/31/15

Shaler Area School District

Supplement C.1A 7/1-31/2015

2015-2016

Page: 4

BAR055

Check # 00001001 - 99990828

Check	Date	Vendor#	Vendor Name	P.O.	F/P	Inv Date	Invoice #	Check Amount	Batch	Src	Stat
10-0101.001.000.00.00 CITIZENS BANK											
00159255	07/24/15	GAPA1	Great American Plan Administrators Inc					\$14,287.40	20150792	CC	R
			EMPLOYEE - T.S.A. - L FOR	04701 /		07/24/15	PY-VD01L-20150724P	355.00			
			EQUITABLE-AXA								
			EMPLOYEE - T.S.A. - M FOR	04701 /		07/24/15	PY-VD01M-20150724P	795.67			
			LINCOLN FINANCIAL								
			EMPLOYEE - T.S.A. - N FOR PLAN	04701 /		07/24/15	PY-VD01N-20150724P	150.00			
			MR SVSC								
			EMPLOYEE - T.S.A. - Q FOR	04701 /		07/24/15	PY-VD01Q-20150724P	2,939.07			
			FIDELITY INVESTMENT								
			EMPLOYEE - T.S.A. - R FOR	04701 /		07/24/15	PY-VD01R-20150724P	2,483.07			
			WADDELL AND REED								
			EMPLOYEE - ROTH - 1 FOR	04701 /		07/24/15	PY-VR01-20150724P	100.00			
			EMPLOYEE BENEFIT								
			EMPLOYEE - ROTH - 3 FOR	04701 /		07/24/15	PY-VR03-20150724P	300.00			
			LINCOLN INVESTMENTS								
			EMPLOYEE - ROTH - 4 FOR	04701 /		07/24/15	PY-VR04-20150724P	1,217.87			
			LINCOLN FINANCIAL								
			EMPLOYEE - ROTH - 5 FOR WAD &	04701 /		07/24/15	PY-VR05-20150724P	50.00			
			REED								
00159256	07/31/15	ZZ13	PUBLIC SCHOOL EMPLOYEES' RETIREMENT					\$130,379.73	20150798	CC	O
			EMPLOYEE - Retirement	04709 /		07/10/15	PY-RSD7-20150710M	91.77			
			Sabbatical 7.50%								
			EMPLOYEE - Retirement	04709 /		07/24/15	PY-RSD7-20150724M	91.77			
			Sabbatical 7.50%								
			EMPLOYEE - Retirement 6.50%	04709 /		07/10/15	PY-RTD6-20150710M	345.86			
			EMPLOYEE - Retirement 6.50%	04709 /		07/24/15	PY-RTD6-20150724M	360.94			
			EMPLOYEE - Retirement 7.50%	04709 /		07/10/15	PY-RTD7-20150710M	60,059.05			
			EMPLOYEE - Retirement 7.50%	04709 /		07/24/15	PY-RTD7-20150724M	61,828.73			
			EMPLOYEE - Retirement 7.5%	04709 /		07/10/15	PY-RTE7-20150710M	3,052.41			
			(post 7/1/11)								
			EMPLOYEE - Retirement 7.5%	04709 /		07/24/15	PY-RTE7-20150724M	3,430.87			
			(post 7/1/11)								
			EMPLOYEE - Retirement 10.3%	04709 /		07/10/15	PY-RTF10-20150710M	512.83			

Date: 08/06/15
 Time: 15:08:30
 Check Dates 07/01/15 - 07/31/15

Shaler Area School District
 Supplement C.1A 7/1-31/2015
 2015-2016

Check # 00001001 - 99990828

Check	Date	Vendor#	Vendor Name	P.O.	F/P	Inv Date	Invoice #	Check Amount	Batch	Src	Stat
10-0101.001.000.00.00 CITIZENS BANK											
00159256	07/31/15	ZZ13	PUBLIC SCHOOL EMPLOYEES' RETIREMENT					\$130,379.73	20150798	CC	O
			EMPLOYEE - Retirement 10.3%	04709 / 10-0470.009.000.00.00		07/24/15	PY-RTF10-20150724M	605.50			
00159257	07/31/15	ZZ14	PUBLIC SCHOOL EMPL RETIREMENT SYS					\$696.37	20150798	CC	O
			EMPLOYEE - BUYBACK RETIREMENT	047024 / 10-0470.024.000.00.00		07/10/15	PY-VD12-20150710M	352.53			
			EMPLOYEE - BUYBACK RETIREMENT	047024 / 10-0470.024.000.00.00		07/24/15	PY-VD12-20150724M	343.84			
00159258	07/31/15	ZZ24	TUITION ACCOUNT PROG BUR					\$1,060.00	20150798	CC	R
			EMPLOYEE - TUITION-TAP 529	047060 / 10-0470.060.000.00.00		07/10/15	PY-VD18-20150710M	530.00			
			EMPLOYEE - TUITION-TAP 529	047060 / 10-0470.060.000.00.00		07/24/15	PY-VD18-20150724M	530.00			
00159259	07/31/15	ZZ31	Sun Life Assurance Co of Canada (U.S.)					\$4,329.12	20150798	CC	R
			EMPLOYEE - DISABILITY INSURANCE	047022 / 10-0470.022.000.00.00		07/10/15	PY-VD10-20150710M	2,167.11			
			EMPLOYEE - DISABILITY INSURANCE	047022 / 10-0470.022.000.00.00		07/24/15	PY-VD10-20150724M	2,162.01			
00159260	07/27/15	OER23	OERP/WPIC					\$85.00	2015701	CC	O
			PSYCH SVC - TRAVEL - ELEM	214058010 / 10-2140.580.000.10.00		07/27/15	REGS FEE - BENTRAM	85.00			
00159261	07/30/15	POS01	POSTMASTER - GLENSHAW					\$51.99	2015701	CC	O
			POSTAGE	236053037 / 10-2360.530.000.00.37		07/30/15	INCOMING 4TH GRADE #90	51.99			

Totals For Bank Account 10-0101.001.000.00.00 CITIZENS BANK

	Total	Count		Total	Count
Computer Check	1,084,483.39	29	Outstanding	131,307.97	5
Hand Check	0.00	0	Reconciled	953,175.42	24
Wire Transfer	0.00	0	Stop Payment	0.00	0
			VOIDS	0.00	0

Account Number	Amount	Vendor	Invoice #	Date
10-2620.422.000.14.00	\$ 1,734.56	Duquesne Light/Reserve	2551500000 Jul 15	7/2/2015
10-2620.422.000.14.00	\$ 1,137.05	Duquesne Light/Reserve	2551500000 Jul 15A	7/31/2015
10-2620.422.000.11.00	\$ 4,413.18	Duquesne Light/Burchfield	6175230000 Jul 15	7/2/2015
10-2620.422.000.11.00	\$ 2,875.54	Duquesne Light/Burchfield	6175230000 Jul 15A	7/31/2015
10-2620.422.000.31.00	\$ 38,161.17	Duquesne Light/Middle School	X347850000 Jul 15	7/19/2015
10-2620.422.000.35.00	\$ 878.27	Duquesne Light/Middle School	5813230000 Jul 15	7/2/2015
10-2620.422.000.19.00	\$ 17,360.99	Duquesne Light/Elementary School	8993100000 Jul 15	7/3/2015
10-2620.422.000.12.00	\$ 1,321.40	Duquesne Light/Jeffery	4611130000 Jul 15	7/2/2015
10-2620.422.000.13.00	\$ 871.65	Duquesne Light/Marzolf	1594070000 Jul 15	7/2/2015
10-2620.422.000.13.00	\$ 2,050.42	Duquesne Light/Marzolf	1594070000 Jul 15A	7/31/2015
10-2620.422.000.15.00	\$ 255.39	Duquesne Light/Rogers	3520130000 Jul 15	7/2/2015
10-2620.422.000.31.00	\$ 225.34	Duquesne Light/High School	3287310000 Jul 15	7/2/2015
10-2620.422.000.31.00	\$ 190.79	Duquesne Light/High School	3287310000 Jul 15A	7/31/2015
10-2620.422.000.31.00	\$ 190.29	Duquesne Light/High School	8270640000 Jul 15	7/2/2015
10-2620.422.000.31.00	\$ 101.35	Duquesne Light/High School	8270640000 Jul 15A	7/31/2015
10-2620.422.000.19.00	\$ 38.36	Duquesne Light/Elementary School	5142260000 Jul 15	7/2/2015
10-2620.422.000.35.00	\$ 19,492.09	Duquesne Light/High School	X830740000 Jul 15	7/2/2015
10-2620.422.000.35.00	\$ 64.19	Duquesne Light/Middle School	1741420000 Jul 15	7/2/2015
10-2620.422.000.14.00	\$ 55.04	Duquesne Light/Reserve	1402760000 Jul 15	7/2/2015
10-2620.422.000.19.00	\$ 30.53	Duquesne Light/Elementary School	7193100000 Jul 15	7/2/2015
10-2620.422.000.35.00	\$ 46.58	Duquesne Light/Middle School	8967430000 Jul 15	7/2/2015
10-2620.422.000.01.00	\$ 589.32	Duquesne Light/Middle School	9497700000 Jul 15	7/22/2015
10-2620.621.000.01.00	\$ 65.37	Peoples Natural Gas/B&G	200003958929 Jul 2015	7/2/2015
10-2620.621.000.13.00	\$ 163.73	Peoples Natural Gas/Marzolf	200003959182 Jul 2015	7/2/2015
10-2620.621.000.12.00	\$ 178.02	Peoples Natural Gas/Jeffery	200003959083 Jul 2015	7/2/2015
10-5240.930.000.00.00	\$ 8,745.46	PNC Commercial	Jul-15	7/1/2015
10-2620.621.000.35.00	\$ 1,152.99	Direct Energy/High School	S15165128	7/5/2015
10-2620.621.000.35.00	\$ 1,327.23	Direct Energy/High School	S15165128	7/5/2015
10-2620.621.000.31.00	\$ 2,597.72	Direct Energy/High School	S15165128	7/5/2015
10-2620.621.000.19.00	\$ 1,652.74	Direct Energy/High School	S15165128	7/5/2015
10-2620.621.000.19.00	\$ 2,940.62	Direct Energy/High School	S15165128	7/5/2015
10-2620.621.000.12.00	\$ 533.96	Direct Energy/High School	S15165128	7/5/2015
10-2620.621.000.12.00	\$ 118.61	Direct Energy/High School	S15165128	7/5/2015

Supplement C.1A of August 12 for August 19, 2015 (EFT's)

Account Number	Amount	Vendor	Invoice #	Date
10-2620.621.000.13.00	\$ 516.41	Direct Energy/High School	S15165128	7/5/2015
10-2620.621.000.13.00	\$ 101.53	Direct Energy/High School	S15165128	7/5/2015
10-2620.621.000.11.00	\$ 52.96	Direct Energy/High School	S15165128	7/5/2015
10-2620.621.000.11.00	\$ 58.32	Direct Energy/High School	S15165128	7/5/2015
10-2620.538.000.00.00	\$ 228.54	Verizon Wireless	9747257228	7/7/2015
10-2360.530.000.00.37	\$ 10,000.00	NeoPost	Jul-15	7/16/2015
10-2610.442.000.00.00	\$ 32.28	Laurel Capital/B&G	55408	7/11/2015
10-3249.442.000.31.00	\$ 32.29	Laurel Capital/High School	55408	7/11/2015
10-2510.442.000.00.00	\$ 106.39	Laurel Capital/Central	55408	7/11/2015
10-2380.442.000.12.00	\$ 127.95	Laurel Capital/Jeffery	55408	7/11/2015
10-2380.442.000.14.00	\$ 127.95	Laurel Capital/Reserve	55408	7/11/2015
10-2380.442.000.15.00	\$ 127.95	Laurel Capital/Rogers	55408	7/11/2015
10-2380.442.000.11.00	\$ 140.48	Laurel Capital/Burchfield	55408	7/11/2015
10-2380.442.000.13.00	\$ 140.48	Laurel Capital/Marzolf	55408	7/11/2015
10-2380.442.000.19.00	\$ 172.76	Laurel Capital/Elementary	55408	7/11/2015
10-2380.442.000.35.00	\$ 255.90	Laurel Capital/Middle	55408	7/11/2015
10-2380.442.000.31.00	\$ 520.37	Laurel Capital/High School	55408	7/11/2015
10-2620.621.000.14.00	\$ 167.09	Equitable Gas/Reserve	40967772	7/6/2015
10-2650.626.000.00.00	\$ 1,988.66	Fleet Services	41377766	7/26/2015
10-2620.621.000.35.00	\$ 233.32	Peoples Natural Gas/Elementary	200003958861 July 2015	7/30/2015
10-2620.621.000.35.00	\$ 1,187.97	Peoples Natural Gas/Elementary	200003958861 July 2015	7/30/2015
10-2620.621.000.19.00	\$ 251.37	Peoples Natural Gas/Elementary	200003958861 July 2015	7/30/2015
10-2620.621.000.19.00	\$ 2,536.17	Peoples Natural Gas/High School	200003959042 July 2015	7/27/2015
10-2620.621.000.31.00	\$ 2,553.52	Peoples Natural Gas/High School	200003958978 July 2015	7/27/2015
10-1450.610.000.00.00	\$ 20.46	CustomInk/Eckert	Jun-15	7/27/2015
10-2620.610.000.01.00	\$ 32.36	B&G	Jun-15	7/27/2015
10-2620.424.000.01.00	\$ 75.86	Hampton Shaler Water/B&G	0115515362 JULY 2015	7/27/2015
10-2620.424.000.19.00	\$ 3,766.33	Hampton Shaler Water/Elementary	0115511878 JULY 2015	7/27/2015
10-2620.424.000.15.00	\$ 473.61	Hampton Shaler Water/Rogers	0115512968 JULY 2015	7/27/2015
10-2620.424.000.11.00	\$ 1,900.96	Hampton Shaler Water/Burchfield	0115515822 JULY 2015	7/27/2015
Total	\$ 139,490.19			

Date: 08/12/15
Time: 11:22:25

Shaler Area School District
Invoices Payables 2015-2016

Page: 1
BAR046i

Account Number	Description	Amount
GRO23 SHARON GROFF 50-6611.000.000.00.00/506611	REFUND OF BALANCE DUE MATTHEW BIALECKI	\$47.75
REI09 SHARON REIBER 50-6611.000.000.00.00/506611	REFUND OF BALANCE REIBER, KHLOE	\$131.00
	Report Total	\$178.75

Date: 08/10/15
 Time: 12:04:39
 Ending Date: 07/31/15

Shaler Area School District
 Supplement C.1C of August 12 for August 19, 2015 (REV) 2015-2016
 Revenue Accounts - with Activity Only

SUP C.1D - FUND 10 REVENUES

ALL

10 Fund 10

6000 Revenue - Local Sources

	Anticipated Revenue	Adjustments	YTD Revenue Received	Current Revenue Received	Remaining Balance	%Used
6111 Cur Real Estate Tax						
001 Etna	2,166,026.00	0.00	418,539.14	418,539.14	1,747,486.86	19
002 Millvale	1,614,002.00	0.00	318,812.87	318,812.87	1,295,189.13	19
003 Reserve	3,008,969.00	0.00	670,857.30	670,857.30	2,338,111.70	22
004 Shaler	34,225,141.00	0.00	4,691,942.36	4,691,942.36	29,533,198.64	13
6111 Function (R) Total	41,014,138.00	0.00	6,100,151.67	6,100,151.67	34,913,986.33	14

6113 Public Utility Realty Tx

000	60,000.00	0.00	0.00	0.00	60,000.00	0
6113 Function (R) Total	60,000.00	0.00	0.00	0.00	60,000.00	0

6143 Cur Act 511 Opt Tax

001 Etna	8,000.00	0.00	8.60	8.60	7,991.40	0
002 Millvale	4,100.00	0.00	72.06	72.06	4,027.94	1
003 Reserve	1,000.00	0.00	39.65	39.65	960.35	3
004 Shaler	32,000.00	0.00	0.00	0.00	32,000.00	0
6143 Function (R) Total	45,100.00	0.00	120.31	120.31	44,979.69	0

6151 Cur Earned Income Tax

001 Etna	371,000.00	0.00	31,687.46	31,687.46	339,312.54	8
002 Millvale	206,000.00	0.00	28,983.89	28,983.89	177,016.11	14
003 Reserve	330,000.00	0.00	44,422.69	44,422.69	285,577.31	13
004 Shaler	3,870,000.00	0.00	136,737.04	136,737.04	3,733,262.96	3
6151 Function (R) Total	4,777,000.00	0.00	241,831.08	241,831.08	4,535,168.92	5

6153 Real Estate Transfers

000	340,000.00	0.00	48,644.32	48,644.32	291,355.68	14
6153 Function (R) Total	340,000.00	0.00	48,644.32	48,644.32	291,355.68	14

6411 Del Real Estate Tax

001 Etna	340,000.00	0.00	1,092.34	1,092.34	338,907.66	0
002 Millvale	150,000.00	0.00	20,332.94	20,332.94	129,667.06	13
003 Reserve	120,000.00	0.00	3,609.24	3,609.24	116,390.76	3
004 Shaler	1,550,000.00	0.00	36,469.59	36,469.59	1,513,530.41	2
6411 Function (R) Total	2,160,000.00	0.00	61,504.11	61,504.11	2,098,495.89	2

Date: 08/10/15
 Time: 12:04:39
 Ending Date: 07/31/15

Shaler Area School District
 Supplement C.1C of August 12 for August 19, 2015 (REV) 2015-2016
 Revenue Accounts - with Activity Only

SUP C.1D - FUND 10 REVENUES

	Anticipated Revenue	Adjustments	YTD Revenue Received	Current Revenue Received	Remaining Balance	%Used
ALL						
10 Fund 10						
6000 Revenue - Local Sources						
6451 Del Earned Income Tax						
001 Etna	10,000.00	0.00	0.00	0.00	10,000.00	0
002 Millvale	36,000.00	0.00	0.00	0.00	36,000.00	0
003 Reserve	20,000.00	0.00	175.00	175.00	19,825.00	0
004 Shaler	260,000.00	0.00	0.00	0.00	260,000.00	0
6451 Function (R) Total	326,000.00	0.00	175.00	175.00	325,825.00	0
6510 Earnings On Investments						
000	75,000.00	0.00	4,921.38	4,921.38	70,078.62	6
6510 Function (R) Total	75,000.00	0.00	4,921.38	4,921.38	70,078.62	6
6710 Admission-student Events						
000	50,000.00	0.00	0.00	0.00	50,000.00	0
6710 Function (R) Total	50,000.00	0.00	0.00	0.00	50,000.00	0
6740 Athletic Physicals						
000	5,000.00	0.00	0.00	0.00	5,000.00	0
6740 Function (R) Total	5,000.00	0.00	0.00	0.00	5,000.00	0
6790 Student Activity Contrib						
000	5,000.00	0.00	0.00	0.00	5,000.00	0
6790 Function (R) Total	5,000.00	0.00	0.00	0.00	5,000.00	0
6832 IDEA Federal Pass Through						
000	789,297.00	0.00	208,097.44	208,097.44	581,199.56	26
6832 Function (R) Total	789,297.00	0.00	208,097.44	208,097.44	581,199.56	26
6910 Rentals						
006 Classrooms	6,000.00	0.00	0.00	0.00	6,000.00	0
6910 Function (R) Total	6,000.00	0.00	0.00	0.00	6,000.00	0
6920 Contrib. & Donations From						
000	0.00	0.00	45,000.00	45,000.00	-45,000.00	-999
6920 Function (R) Total	0.00	0.00	45,000.00	45,000.00	-45,000.00	-999

Date: 08/10/15

Time: 12:04:39

Ending Date: 07/31/15

Shaler Area School District
Supplement C.1C of August 12 for August 19, 2015 (REV) 2015-2016

Revenue Accounts - with Activity Only

SUP C.1D - FUND 10 REVENUES

	Anticipated Revenue	Adjustments	YTD Revenue Received	Current Revenue Received	Remaining Balance	#Used
ALL						
10 Fund 10						
6000 Revenue - Local Sources						
6980 Rev From Community Act						
000	65,000.00	0.00	0.00	0.00	65,000.00	0
095 Fitness Program	30,000.00	0.00	0.00	0.00	30,000.00	0
6980 Function (R) Total	95,000.00	0.00	0.00	0.00	95,000.00	0
6999 All Other Revenues Not						
000	1,500.00	0.00	0.00	0.00	1,500.00	0
6999 Function (R) Total	1,500.00	0.00	0.00	0.00	1,500.00	0
6000 Function (R) Total	49,749,035.00	0.00	6,710,445.31	6,710,445.31	43,038,589.69	13
7000 Revenue - State Sources						
7110 Basic Instr Subsidies						
000	11,335,402.00	0.00	0.00	0.00	11,335,402.00	0
7110 Function (R) Total	11,335,402.00	0.00	0.00	0.00	11,335,402.00	0
7140 Charter Schools						
000	114,718.00	0.00	0.00	0.00	114,718.00	0
7140 Function (R) Total	114,718.00	0.00	0.00	0.00	114,718.00	0
7160 1305 & 1306 Tuition						
000	70,000.00	0.00	0.00	0.00	70,000.00	0
7160 Function (R) Total	70,000.00	0.00	0.00	0.00	70,000.00	0
7220 Subsidy/vocational Ed						
000	20,000.00	0.00	0.00	0.00	20,000.00	0
7220 Function (R) Total	20,000.00	0.00	0.00	0.00	20,000.00	0
7271 Sp Ed-reg Progrm						
000	3,538,889.00	0.00	0.00	0.00	3,538,889.00	0
7271 Function (R) Total	3,538,889.00	0.00	0.00	0.00	3,538,889.00	0
7310 Subsidy/transportation						
000	1,850,000.00	0.00	0.00	0.00	1,850,000.00	0
7310 Function (R) Total	1,850,000.00	0.00	0.00	0.00	1,850,000.00	0

Date: 08/10/15
 Time: 12:04:39
 Ending Date: 07/31/15

Shaler Area School District
 Supplement C.1C of August 12 for August 19, 2015 (REV) 2015-2016
 Revenue Accounts - with Activity Only

SUP C.1D - FUND 10 REVENUES

	Anticipated Revenue	Adjustments	YTD Revenue Received	Current Revenue Received	Remaining Balance	%Used
ALL						
10 Fund 10						
7000 Revenue - State Sources						
7320 Subsidy/rental & Sf Pmt						
000	1,250,000.00	0.00	0.00	0.00	1,250,000.00	0
7320 Function (R) Total	1,250,000.00	0.00	0.00	0.00	1,250,000.00	0
7330 Subs/medical & Dental						
000	90,000.00	0.00	0.00	0.00	90,000.00	0
7330 Function (R) Total	90,000.00	0.00	0.00	0.00	90,000.00	0
7340 Property Tax Relief Pmt						
000	2,039,301.00	0.00	0.00	0.00	2,039,301.00	0
7340 Function (R) Total	2,039,301.00	0.00	0.00	0.00	2,039,301.00	0
7501 Pa Block Accountability Grant						
000	419,635.00	0.00	0.00	0.00	419,635.00	0
7501 Function (R) Total	419,635.00	0.00	0.00	0.00	419,635.00	0
7810 Social Security Subsidy						
000	1,500,000.00	0.00	0.00	0.00	1,500,000.00	0
7810 Function (R) Total	1,500,000.00	0.00	0.00	0.00	1,500,000.00	0
7820 Retirement Subsidy						
000	4,460,000.00	0.00	0.00	0.00	4,460,000.00	0
7820 Function (R) Total	4,460,000.00	0.00	0.00	0.00	4,460,000.00	0
7000 Function (R) Total	26,687,945.00	0.00	0.00	0.00	26,687,945.00	0
8000 Revenue - Federal Source						
8514 Nclb-title I-improving						
000	690,000.00	0.00	0.00	0.00	690,000.00	0
8514 Function (R) Total	690,000.00	0.00	0.00	0.00	690,000.00	0
8515 Nclb-title Ii-preparing						
000	198,500.00	0.00	0.00	0.00	198,500.00	0
8515 Function (R) Total	198,500.00	0.00	0.00	0.00	198,500.00	0

Date: 08/10/15

Time: 12:04:39

Ending Date: 07/31/15

Shaler Area School District
Supplement C.1C of August 12 for August 19, 2015 (REV) 2015-2016
Revenue Accounts - with Activity Only

SUP C.1D - FUND 10 REVENUES

	Anticipated Revenue	Adjustments	YTD Revenue Received	Current Revenue Received	Remaining Balance	%Used
ALL						
10 Fund 10						
8000 Revenue - Federal Source						
8518 Title V Programs						
000	10,562.00	0.00	0.00	0.00	10,562.00	0
8518 Function (R) Total	10,562.00	0.00	0.00	0.00	10,562.00	0
8810 Medical Assistance-access						
000	350,000.00	0.00	0.00	0.00	350,000.00	0
8810 Function (R) Total	350,000.00	0.00	0.00	0.00	350,000.00	0
8000 Function (R) Total	1,249,062.00	0.00	0.00	0.00	1,249,062.00	0
9000 Other Financing Sources						
9999 Fund Balance						
000	1,250,000.00	0.00	0.00	0.00	1,250,000.00	0
010 PSERS Retirement Reserve	675,000.00	0.00	0.00	0.00	675,000.00	0
9999 Function (R) Total	1,925,000.00	0.00	0.00	0.00	1,925,000.00	0
9000 Function (R) Total	1,925,000.00	0.00	0.00	0.00	1,925,000.00	0
10 Fund (R) Total	79,611,042.00	0.00	6,710,445.31	6,710,445.31	72,900,596.69	8
Report Totals	79,611,042.00	0.00	6,710,445.31	6,710,445.31	72,900,596.69	8

Date: 08/10/15
 Time: 12:20:45
 Ending Date: 07/31/15

Shaler Area School District
 Supplement C.1C of August 12 for August 19, 2015 (FUN) 2015-2016
 Expenditure Accounts - with Activity Only

C.1D SUPPLEMENT - FUND 10
 EXPENDITURE-FUNCTION 2

	Adjusted Budget	YTD Expended	Current Expended	Current Encumbrances	Remaining Balance	%Used
ALL						
10 Fund 10						
1000 Instruction						
1100 Instruction-regular Prog						
100 Salaries	18,810,466.00	-3,223.00	-3,223.00	0.00	18,813,689.00	0
200 Benefits	12,288,204.00	418,744.18	418,744.18	0.00	11,869,459.82	3
300 Purchased Prof/tech Svc	53,000.00	2,000.00	2,000.00	0.00	51,000.00	4
400 Purchased Property Svc	64,100.00	0.00	0.00	942.00	63,158.00	1
500 Other Purchased Services	807,910.00	0.00	0.00	2,500.00	805,410.00	0
600 Supplies	1,200,249.00	101,623.71	101,623.71	504,032.10	594,593.19	50
700 Property	619,077.00	191,690.39	191,690.39	121,763.74	305,622.87	51
1100 ** Functio Total	33,843,006.00	710,835.28	710,835.28	629,237.84	32,502,932.88	4
1200 Instruction-special Prog						
100 Salaries	5,452,384.00	21,689.50	21,689.50	0.00	5,430,694.50	0
200 Benefits	3,083,803.00	175,488.09	175,488.09	0.00	2,908,314.91	6
300 Purchased Prof/tech Svc	1,045,000.00	0.00	0.00	0.00	1,045,000.00	0
500 Other Purchased Services	1,432,295.00	0.00	0.00	0.00	1,432,295.00	0
600 Supplies	32,300.00	0.00	0.00	7,086.38	25,213.62	22
700 Property	15,000.00	0.00	0.00	1,726.00	13,274.00	12
1200 ** Functio Total	11,060,782.00	197,177.59	197,177.59	8,812.38	10,854,792.03	2
1300 Vocational Education						
100 Salaries	48,265.00	0.00	0.00	0.00	48,265.00	0
200 Benefits	25,372.00	6.99	6.99	0.00	25,365.01	0
400 Purchased Property Svc	4,153.00	0.00	0.00	0.00	4,153.00	0
500 Other Purchased Services	1,282,280.00	0.00	0.00	0.00	1,282,280.00	0
1300 ** Functio Total	1,360,070.00	6.99	6.99	0.00	1,360,063.01	0
1400 Other Instruct Prog						
100 Salaries	815,009.00	0.00	0.00	0.00	815,009.00	0
200 Benefits	411,409.00	12,281.75	12,281.75	0.00	399,127.25	3
500 Other Purchased Services	225,000.00	0.00	0.00	0.00	225,000.00	0
600 Supplies	14,350.00	0.00	0.00	0.00	14,350.00	0
1400 ** Functio Total	1,465,768.00	12,281.75	12,281.75	0.00	1,453,486.25	1
1000 ** Function (E) Total	47,729,626.00	920,301.61	920,301.61	638,050.22	46,171,274.17	3

Date: 08/10/15
 Time: 12:20:45
 Ending Date: 07/31/15

Shaler Area School District
 Supplement C.1C of August 12 for August 19, 2015 (FUN) 2015-2016
 Expenditure Accounts - with Activity Only

C.1D SUPPLEMENT - FUND 10
 EXPENDITURE-FUNCTION 2

	Adjusted Budget	YTD Expended	Current Expended	Current Encumbrances	Remaining Balance	%Used
ALL						
10 Fund 10						
2000 Support Services						
2100 Pupil Personnel						
100 Salaries	1,460,540.00	42,283.35	42,283.35	0.00	1,418,256.65	3
200 Benefits	909,953.00	64,579.63	64,579.63	0.00	845,373.37	7
300 Purchased Prof/tech Svc	93,400.00	0.00	0.00	0.00	93,400.00	0
400 Purchased Property Svc	3,100.00	0.00	0.00	0.00	3,100.00	0
500 Other Purchased Services	9,400.00	85.00	85.00	15.00	9,300.00	1
600 Supplies	80,300.00	137.25	137.25	8,342.15	71,820.60	11
800 Other Objects	1,200.00	0.00	0.00	274.00	926.00	23
2100 ** Functio Total	2,557,893.00	107,085.23	107,085.23	8,631.15	2,442,176.62	5
2200 Instructional Staff Svc						
100 Salaries	833,275.00	7,732.60	7,732.60	0.00	825,542.40	1
200 Benefits	384,038.00	31,793.75	31,793.75	0.00	352,244.25	8
300 Purchased Prof/tech Svc	100,000.00	25,652.49	25,652.49	54,000.00	20,347.51	80
400 Purchased Property Svc	16,950.00	0.00	0.00	0.00	16,950.00	0
500 Other Purchased Services	17,375.00	0.00	0.00	200.00	17,175.00	1
600 Supplies	193,428.00	0.00	0.00	201.00	193,227.00	0
700 Property	28,778.00	0.00	0.00	0.00	28,778.00	0
800 Other Objects	2,740.00	0.00	0.00	0.00	2,740.00	0
2200 ** Functio Total	1,576,584.00	65,178.84	65,178.84	54,401.00	1,457,004.16	8
2300 Administration						
100 Salaries	2,070,506.00	123,546.04	123,546.04	0.00	1,946,959.96	6
200 Benefits	1,059,384.00	84,925.96	84,925.96	0.00	974,458.04	8
300 Purchased Prof/tech Svc	325,000.00	0.00	0.00	0.00	325,000.00	0
400 Purchased Property Svc	66,500.00	1,613.84	1,613.84	0.00	64,886.16	2
500 Other Purchased Services	148,000.00	45,814.99	45,814.99	0.00	102,185.01	31
600 Supplies	34,926.00	5,180.70	5,180.70	1,470.12	28,275.18	19
700 Property	5,000.00	0.00	0.00	0.00	5,000.00	0
800 Other Objects	58,875.00	0.00	0.00	6,545.00	52,330.00	11
2300 ** Functio Total	3,768,191.00	261,081.53	261,081.53	8,015.12	3,499,094.35	7
2400 Pupil Health						
00 Salaries	537,407.00	0.00	0.00	0.00	537,407.00	0

Date: 08/10/15
 Time: 12:20:45
 Ending Date: 07/31/15

Shaler Area School District
 Supplement C.1C of August 12 for August 19, 2015 (FUN) 2015-2016
 Expenditure Accounts - with Activity Only

C.1D SUPPLEMENT - FUND 10
 EXPENDITURE-FUNCTION 2

	Adjusted Budget	YTD Expended	Current Expended	Current Encumbrances	Remaining Balance	%Used
200 Benefits	297,308.00	12,432.96	12,432.96	0.00	284,875.04	4

Date: 08/10/15
 Time: 12:20:45
 Ending Date: 07/31/15

Shaler Area School District
 Supplement C.1C of August 12 for August 19, 2015 (FUN) 2015-2016
 Expenditure Accounts - with Activity Only

C.1D SUPPLEMENT - FUND 10
 EXPENDITURE-FUNCTION 2

	Adjusted Budget	YTD Expended	Current Expended	Current Encumbrances	Remaining Balance	%Used
ALL						
10 Fund 10						
2000 Support Services						
2400 Pupil Health						
300 Purchased Prof/tech Svc	303,500.00	0.00	0.00	0.00	303,500.00	0
400 Purchased Property Svc	850.00	0.00	0.00	294.00	556.00	35
500 Other Purchased Services	640.00	0.00	0.00	0.00	640.00	0
600 Supplies	12,900.00	1,364.87	1,364.87	5,502.34	6,032.79	53
700 Property	810.00	0.00	0.00	0.00	810.00	0
2400 ** Functio Total	1,153,415.00	13,797.83	13,797.83	5,796.34	1,133,820.83	2
2500 Business						
100 Salaries	393,033.00	25,274.27	25,274.27	0.00	367,758.73	6
200 Benefits	197,161.00	18,136.81	18,136.81	0.00	179,024.19	9
300 Purchased Prof/tech Svc	30,000.00	0.00	0.00	0.00	30,000.00	0
400 Purchased Property Svc	129,500.00	7,115.19	7,115.19	0.00	122,384.81	5
500 Other Purchased Services	9,000.00	0.00	0.00	0.00	9,000.00	0
600 Supplies	6,050.00	6,394.93	6,394.93	77,400.74	-77,745.67	1385
800 Other Objects	1,500.00	0.00	0.00	0.00	1,500.00	0
2500 ** Functio Total	766,244.00	56,921.20	56,921.20	77,400.74	631,922.06	18
2600 Oper & Maint Of Plant						
100 Salaries	2,987,369.00	192,041.07	192,041.07	0.00	2,795,327.93	6
200 Benefits	1,591,974.00	138,237.54	138,237.54	0.00	1,453,736.46	9
300 Purchased Prof/tech Svc	102,250.00	0.00	0.00	0.00	102,250.00	0
400 Purchased Property Svc	1,374,050.00	6,480.03	6,480.03	155,094.24	1,212,475.73	12
500 Other Purchased Services	252,816.00	242,305.31	242,305.31	0.00	10,510.69	96
600 Supplies	914,120.00	45,779.35	45,779.35	78,426.06	789,914.59	14
700 Property	94,000.00	0.00	0.00	0.00	94,000.00	0
800 Other Objects	3,000.00	0.00	0.00	241.00	2,759.00	8
2600 ** Functio Total	7,319,579.00	624,843.30	624,843.30	233,761.30	6,460,974.40	12
2700 Student Transportation						
100 Salaries	21,820.00	1,540.80	1,540.80	0.00	20,279.20	7
200 Benefits	14,908.00	1,571.71	1,571.71	0.00	13,336.29	11
300 Purchased Prof/tech Svc	87,000.00	0.00	0.00	0.00	87,000.00	0
500 Other Purchased Services	4,570,000.00	0.00	0.00	0.00	4,570,000.00	0
0 Supplies	78,130.00	0.00	0.00	0.00	78,130.00	0

Date: 08/10/15
 Time: 12:20:46
 Ending Date: 07/31/15

Shaler Area School District
 Supplement C.1C of August 12 for August 19, 2015 (FUN) 2015-2016
 Expenditure Accounts - with Activity Only

C.1D SUPPLEMENT - FUND 10
 EXPENDITURE-FUNCTION 2

	Adjusted Budget	YTD Expended	Current Expended	Current Encumbrances	Remaining Balance	%Used
2700 ** Functio Total	4,771,858.00	3,112.51	3,112.51	0.00	4,768,745.49	0

Date: 08/10/15
 Time: 12:20:46
 Ending Date: 07/31/15

Shaler Area School District
 Supplement C.1C of August 12 for August 19, 2015 (FUN) 2015-2016
 Expenditure Accounts - with Activity Only

C.1D SUPPLEMENT - FUND 10
 EXPENDITURE-FUNCTION 2

	Adjusted Budget	YTD Expended	Current Expended	Current Encumbrances	Remaining Balance	%Used
ALL						
10 Fund 10						
2000 Support Services						
2800 Central						
100 Salaries	729,346.00	53,879.14	53,879.14	0.00	675,466.86	7
200 Benefits	392,880.00	33,332.14	33,332.14	0.00	359,547.86	8
300 Purchased Prof/tech Svc	33,000.00	10,824.15	10,824.15	2,202.85	19,973.00	39
400 Purchased Property Svc	25,000.00	0.00	0.00	0.00	25,000.00	0
500 Other Purchased Services	19,765.00	0.00	0.00	0.00	19,765.00	0
600 Supplies	176,350.00	87,304.79	87,304.79	13,590.00	75,455.21	57
700 Property	280,000.00	10,206.25	10,206.25	0.00	269,793.75	4
800 Other Objects	3,620.00	0.00	0.00	215.10	3,404.90	6
2800 ** Functio Total	1,659,961.00	195,546.47	195,546.47	16,007.95	1,448,406.58	13
2900 Other Support Services						
500 Other Purchased Services	58,500.00	0.00	0.00	0.00	58,500.00	0
2900 ** Functio Total	58,500.00	0.00	0.00	0.00	58,500.00	0
2000 ** Function (E) Total	23,632,225.00	1,327,566.91	1,327,566.91	404,013.60	21,900,644.49	7
3000 Oper Of Non-instr Svc						
3200 Student Activities/ath						
100 Salaries	892,671.00	18,338.68	18,338.68	0.00	874,332.32	2
200 Benefits	104,300.00	7,806.48	7,806.48	0.00	96,493.52	7
300 Purchased Prof/tech Svc	53,700.00	0.00	0.00	37,000.00	16,700.00	69
400 Purchased Property Svc	37,200.00	1,232.29	1,232.29	24,500.00	11,467.71	69
500 Other Purchased Services	256,155.00	19,343.00	19,343.00	350.00	236,462.00	8
600 Supplies	118,895.00	1,938.76	1,938.76	78,762.80	38,193.44	68
700 Property	21,675.00	0.00	0.00	2,946.90	18,728.10	14
800 Other Objects	19,060.00	350.00	350.00	0.00	18,710.00	2
3200 ** Functio Total	1,503,656.00	49,009.21	49,009.21	143,559.70	1,311,087.09	13
3300 Community Services						
100 Salaries	68,605.00	2,034.77	2,034.77	0.00	66,570.23	3
200 Benefits	1,374.00	669.17	669.17	0.00	704.83	49
400 Purchased Property Svc	6,000.00	0.00	0.00	0.00	6,000.00	0
500 Supplies	7,350.00	0.00	0.00	2,062.50	5,287.50	28
** Functio Total	83,329.00	2,703.94	2,703.94	2,062.50	78,562.56	6

Date: 08/10/15
 Time: 12:20:46
 Ending Date: 07/31/15

Shaler Area School District
 Supplement C.1C of August 12 for August 19, 2015 (FUN) 2015-2016
 Expenditure Accounts - with Activity Only

C.1D SUPPLEMENT - FUND 10
 EXPENDITURE-FUNCTION 2

	Adjusted Budget	YTD Expended	Current Expended	Current Encumbrances	Remaining Balance	%Used
3000 ** Function (E) Total	1,586,985.00	51,713.15	51,713.15	145,622.20	1,389,649.65	12

Date: 08/10/15
 Time: 12:20:46
 Ending Date: 07/31/15

Shaler Area School District
 Supplement C.1C of August 12 for August 19, 2015 (FUN) 2015-2016
 Expenditure Accounts - with Activity Only

C.1D SUPPLEMENT - FUND 10
 EXPENDITURE-FUNCTION 2

	Adjusted Budget	YTD Expended	Current Expended	Current Encumbrances	Remaining Balance	%Used
ALL						
10 Fund 10						
5000 Other Financing Uses						
5100 See 5102 And 5110						
800 Other Objects	262,206.00	0.00	0.00	0.00	262,206.00	0
5100 ** Functio Total	262,206.00	0.00	0.00	0.00	262,206.00	0
5200 Fund Transfers						
900 Other Financing Uses	6,400,000.00	-5,305.41	-5,305.41	0.00	6,405,305.41	0
5200 ** Functio Total	6,400,000.00	-5,305.41	-5,305.41	0.00	6,405,305.41	0
5000 ** Function (E) Total	6,662,206.00	-5,305.41	-5,305.41	0.00	6,667,511.41	0
10 Fund (E) Total	79,611,042.00	2,294,276.26	2,294,276.26	1,187,686.02	76,129,079.72	4
Report Totals	79,611,042.00	2,294,276.26	2,294,276.26	1,187,686.02	76,129,079.72	4

Date: 08/10/15
 Time: 12:19:33
 Ending Date: 07/31/15

Shaler Area School District
 Supplement C.1C of August 12 for August 19, 2015 (OBJ) 2015-2016
 Expenditure Accounts - with Activity Only

SUPPLEMENT C.1D EXPENDITURES
 OBJECT

	Adjusted Budget	YTD Expended	Current Expended	Current Encumbrances	Remaining Balance	%Used
ALL						
10 Fund 10						
500 Other Purchased Services						
566 Tuition To Comm. Coll. & Tech	22,000.00	0.00	0.00	0.00	22,000.00	0
567 Tuition To Appr Priv Sch (APS)	600,000.00	0.00	0.00	0.00	600,000.00	0
568 Tuition-PA Priv Res Reh Inst	308,000.00	0.00	0.00	0.00	308,000.00	0
569 Tuition - Other	30,000.00	0.00	0.00	0.00	30,000.00	0
580 Travel	98,295.00	190.00	190.00	565.00	97,540.00	1
581 Championship Playoff Exp	10,000.00	0.00	0.00	0.00	10,000.00	0
590 Misc Purchased Services	1,500.00	0.00	0.00	0.00	1,500.00	0
591 Security/police Svc	14,900.00	0.00	0.00	0.00	14,900.00	0
595 Iu Payments/withheld	58,500.00	0.00	0.00	0.00	58,500.00	0
598 Camp Food Service	2,750.00	0.00	0.00	0.00	2,750.00	0
599 Misc Purchased Services	68,555.00	3,085.00	3,085.00	2,500.00	62,970.00	8
500 Object (E) Total	9,089,136.00	307,548.30	307,548.30	3,065.00	8,778,522.70	3
600 Supplies						
610 General Supplies	1,113,079.00	59,740.27	59,740.27	413,673.62	639,665.11	43
611 Uniforms	37,125.00	1,767.76	1,767.76	12,148.76	23,208.48	37
617 Supplies	80,000.00	0.00	0.00	0.00	80,000.00	0
618 Software, Supplies & Licensing	501,544.00	188,216.33	188,216.33	78,675.11	234,652.56	53
621 Natural Gas	400,000.00	0.00	0.00	0.00	400,000.00	0
626 Gasoline	105,000.00	0.00	0.00	0.00	105,000.00	0
640 Books	573,600.00	0.00	0.00	272,378.70	301,221.30	47
648 Books&periodicals On Elec	59,000.00	0.00	0.00	0.00	59,000.00	0
600 Object (E) Total	2,869,348.00	249,724.36	249,724.36	776,876.19	1,842,747.45	36
700 Property						
750 Equip-original & Addl	391,478.00	10,206.25	10,206.25	5,576.15	375,695.60	4
758 End-user New Eq&long-term	503,877.00	191,690.39	191,690.39	119,290.09	192,896.52	62
760 Equipment-replacement	132,785.00	0.00	0.00	1,570.40	131,214.60	1
768 End-user Repl Eq&long-term	36,200.00	0.00	0.00	0.00	36,200.00	0
700 Object (E) Total	1,064,340.00	201,896.64	201,896.64	126,436.64	736,006.72	31
800 Other Objects						
810 Dues & Fees	74,995.00	350.00	350.00	7,275.10	67,369.90	10
839 Interest-other Obligations	212,206.00	0.00	0.00	0.00	212,206.00	0
860 Grants-community Svc	15,000.00	0.00	0.00	0.00	15,000.00	0

Date: 08/10/15
Time: 12:19:33
Ending Date: 07/31/15

Shaler Area School District
Supplement C.1C of August 12 for August 19, 2015 (OBJ) 2015-2016

Expenditure Accounts - with Activity Only

SUPPLEMENT C.1D EXPENDITURES
OBJECT

	Adjusted Budget	YTD Expended	Current Expended	Current Encumbrances	Remaining Balance	%Used
880 Refund/prior Yr Recpt	50,000.00	0.00	0.00	0.00	50,000.00	0

Date: 08/10/15
 Time: 12:19:32
 Ending Date: 07/31/15

Shaler Area School District
 Supplement C.1C of August 12 for August 19, 2015 (OBJ) 2015-2016
 Expenditure Accounts - with Activity Only

SUPPLEMENT C.1D EXPENDITURES
OBJECT

	Adjusted Budget	YTD Expended	Current Expended	Current Encumbrances	Remaining Balance	Used
ALL						
10 Fund 10						
300 Purchased Prof/tech Svc						
322 Prof Education Serv-iu	845,000.00	0.00	0.00	0.00	845,000.00	0
330 Purch Other Prof Svc	1,114,000.00	10,824.15	10,824.15	39,202.85	1,063,973.00	4
340 Purch Technical Svc	3,200.00	0.00	0.00	0.00	3,200.00	0
350 Security/safety Services	108,700.00	0.00	0.00	0.00	108,700.00	0
390 Purch Other Prof Svc	1,950.00	0.00	0.00	0.00	1,950.00	0
300 Object (E) Total	2,225,850.00	38,476.64	38,476.64	93,202.85	2,094,170.51	6
400 Purchased Property Svc						
410 Cleaning Services	7,000.00	0.00	0.00	4,500.00	2,500.00	64
411 Disposal Services	41,800.00	0.00	0.00	53,971.00	-12,171.00	129
415 Laundry/linen Svc/dry Cl	250.00	0.00	0.00	0.00	250.00	0
422 Electricity	860,000.00	0.00	0.00	0.00	860,000.00	0
424 Water & Sewage	100,000.00	0.00	0.00	0.00	100,000.00	0
430 Repairs/maintenance	399,900.00	7,638.75	7,638.75	111,030.00	281,231.25	30
438 Maint&repair Infor Tech	73,600.00	0.00	0.00	6,470.04	67,129.96	9
440 Rentals	8,400.00	0.00	0.00	0.00	8,400.00	0
442 Rental-equip&vehicles	232,300.00	8,802.60	8,802.60	4,859.20	218,638.20	6
443 Rental-Capital Equip	4,153.00	0.00	0.00	0.00	4,153.00	0
400 Object (E) Total	1,727,403.00	16,441.35	16,441.35	180,830.24	1,530,131.41	11
500 Other Purchased Services						
510 Student Transport Svc	244,240.00	0.00	0.00	0.00	244,240.00	0
513 Stdnt Tran Svcc-cont	4,533,400.00	0.00	0.00	0.00	4,533,400.00	0
515 Stdnt Tran Svcc-public	5,200.00	0.00	0.00	0.00	5,200.00	0
516 Stdnt Tran Svcc-iu	31,000.00	0.00	0.00	0.00	31,000.00	0
521 Blanket Insurance	120,000.00	223,359.00	223,359.00	0.00	-103,359.00	186
522 Auto Liability Ins	25,000.00	16,455.00	16,455.00	0.00	8,545.00	66
523 General Prop/liab Ins	60,000.00	35,763.00	35,763.00	0.00	24,237.00	60
525 Bonding Insurance	9,900.00	0.00	0.00	0.00	9,900.00	0
529 Umbrella Insurance	37,000.00	16,153.00	16,153.00	0.00	20,847.00	44
530 Communications	58,800.00	10,051.99	10,051.99	0.00	48,748.01	17
538 Transport/telecommunications	87,816.00	2,491.31	2,491.31	0.00	85,324.69	3
540 Advertising	10,000.00	0.00	0.00	0.00	10,000.00	0
561 Tuition/lea W/i State	570,000.00	0.00	0.00	0.00	570,000.00	0
562 Tuition Payments To Charter	800,000.00	0.00	0.00	0.00	800,000.00	0

Date: 08/10/15
Time: 12:19:33
Ending Date: 07/31/15

Shaler Area School District
Supplement C.1C of August 12 for August 19, 2015 (OBJ) 2015-2016
Expenditure Accounts - with Activity Only

SUPPLEMENT C.1D EXPENDITURES
OBJECT
%Used

	Adjusted Budget	YTD Expended	Current Expended	Current Encumbrances	Remaining Balance	
564 Tuition To Avts	1,282,280.00	0.00	0.00	0.00	1,282,280.00	0

Date: 08/10/15
 Time: 12:19:32
 Ending Date: 07/31/15

Shaler Area School District
 Supplement C.1C of August 12 for August 19, 2015 (OBJ) 2015-2016
 Expenditure Accounts - with Activity Only

SUPPLEMENT C.1D EXPENDITURES
OBJECT

	Adjusted Budget	YTD Expended	Current Expended	Current Encumbrances	Remaining Balance	%Used
ALL						
10 Fund 10						
100 Salaries						
111 Sal-administration-reg	2,268,890.00	173,235.18	173,235.18	0.00	2,095,654.82	8
120 Sal-professional-educ	47,840.00	3,697.70	3,697.70	0.00	44,142.30	8
121 Sal-prof-regular	24,520,706.00	-4,184.50	-4,184.50	0.00	24,524,890.50	0
122 Sal-prof-substitute	506,252.00	300.00	300.00	0.00	505,952.00	0
123 Sal-prof-extra Duty	508,809.00	6,495.75	6,495.75	0.00	502,313.25	1
131 Sal-other Professional	248,374.00	19,276.02	19,276.02	0.00	229,097.98	8
132 Sal-coach/sponsor/other	774,360.00	0.00	0.00	0.00	774,360.00	0
141 Sal-technical Support	163,749.00	12,566.90	12,566.90	0.00	151,182.10	8
151 Sal-clerical-regular	3,025,308.00	71,422.97	71,422.97	0.00	2,953,885.03	2
152 Sal-clerical-sub	100,040.00	2,615.30	2,615.30	0.00	97,424.70	3
153 Sal-clerical-overtime	26,875.00	11,562.85	11,562.85	0.00	15,312.15	43
161 Sal-foremen-regular	85,280.00	6,560.00	6,560.00	0.00	78,720.00	8
171 Sal-maint-regular	591,631.00	41,258.24	41,258.24	0.00	550,372.76	7
173 Sal-maintenance-overtime	45,000.00	197.62	197.62	0.00	44,802.38	0
182 Sal-summer Subs	70,000.00	8,964.63	8,964.63	0.00	61,035.37	13
191 Sal-custodial-regular	1,982,582.00	130,948.32	130,948.32	0.00	1,851,633.68	7
192 Sal-custodial-sub	50,000.00	0.00	0.00	0.00	50,000.00	0
193 Sal-custodial-overtime	105,000.00	220.24	220.24	0.00	104,779.76	0
100 Object (E) Total	35,120,696.00	485,137.22	485,137.22	0.00	34,635,558.78	1
200 Benefits						
211 Medical Insurance	7,934,782.00	639,832.20	639,832.20	0.00	7,294,949.80	8
212 Dental Insurance	458,715.00	36,600.61	36,600.61	0.00	422,114.39	8
213 Life Insurance	75,157.00	5,998.73	5,998.73	0.00	69,158.27	8
215 Eye Care Insurance	75,639.00	6,098.90	6,098.90	0.00	69,540.10	8
219 Other Health Benefits	50,000.00	3,100.00	3,100.00	0.00	46,900.00	6
220 Social Security	2,660,365.00	36,874.49	36,874.49	0.00	2,623,490.51	1
230 Retirement	9,156,172.00	123,038.32	123,038.32	0.00	9,033,133.68	1
240 Tuition Reimbursement	5,400.00	0.00	0.00	0.00	5,400.00	0
250 Unemployment Comp	10,000.00	0.00	0.00	0.00	10,000.00	0
260 Workers Compensation	335,838.00	4,888.91	4,888.91	0.00	330,949.09	1
280 Other Post Employment Benefits	0.00	143,575.00	143,575.00	0.00	-143,575.00	-999
200 Object (E) Total	20,762,068.00	1,000,007.16	1,000,007.16	0.00	19,762,060.84	5
300 Purchased Prof/tech Svc						

Date: 08/10/15
Time: 12:19:32
Ending Date: 07/31/15

Shaler Area School District
Supplement C.1C of August 12 for August 19, 2015 (OBJ) 2015-2016
Expenditure Accounts - with Activity Only

SUPPLEMENT C.1D EXPENDITURES
OBJECT
%Used

	Adjusted Budget	YTD Expended	Current Expended	Current Encumbrances	Remaining Balance	
320 Purch Prof/educ Svc	153,000.00	27,652.49	27,652.49	54,000.00	71,347.51	53

Date: 08/10/15
 Time: 12:19:33
 Ending Date: 07/31/15

Shaler Area School District
 Supplement C.1C of August 12 for August 19, 2015 (OBJ) 2015-2016
 Expenditure Accounts - with Activity Only

SUPPLEMENT C.1D EXPENDITURES
 OBJECT

	Adjusted Budget	YTD Expended	Current Expended	Current Encumbrances	Remaining Balance	%Used
ALL						
10 Fund 10						
800 Object (E) Total	352,201.00	350.00	350.00	7,275.10	344,575.90	2
900 Other Financing Uses						
930 Fund Transfers	6,400,000.00	-5,305.41	-5,305.41	0.00	6,405,305.41	0
900 Object (E) Total	6,400,000.00	-5,305.41	-5,305.41	0.00	6,405,305.41	0
10 Fund (E) Total	79,611,042.00	2,294,276.26	2,294,276.26	1,187,686.02	76,129,079.72	4
Report Totals	79,611,042.00	2,294,276.26	2,294,276.26	1,187,686.02	76,129,079.72	4

**SHALER AREA SCHOOL DISTRICT
FUND PROFILES & INVESTMENTS
Jul-15**

GENERAL FUND

Beginning Balance July 1, 2015		\$7,069,382.07
Receipts	\$6,857,573.30	
Disbursements	\$4,487,299.39	
Ending Balance July 31, 2015		\$9,439,655.98

SUMMARY OF INVESTMENTS - GENERAL FUND

<i>Financial Institution</i>	<i>Investment Type</i>	<i>Interest Rate</i>	<i>Maturity</i>	<i>Amount</i>
PSDLAF	MAX	0.01%	LIQUID	\$2,173,672.94
PSDLAF	LIQUID	0.01%	LIQUID	\$0.14
PLGIT	CLASS	0.03%	LIQUID	\$1,520,548.39
PLGIT	PLUS	0.03%	LIQUID	\$6,393.24
PLGIT	CD	0.50%	8/17/2015	\$248,000.00
PLGIT	CD	0.75%	8/17/2015	\$248,000.00
PLGIT	CD	0.60%	8/17/2015	\$248,000.00
PLGIT	CD	0.55%	8/17/2015	\$248,000.00
PLGIT	CD	0.70%	1/27/2016	\$248,000.00
PLGIT	CD	0.60%	1/27/2016	\$248,000.00
PLGIT	CD	1.05%	8/15/2016	\$244,000.00
Total				\$5,432,614.71

FUND PROFILES & INVESTMENTS

Jul-15

Page 2

FUND FOR CONSTRUCTION, RENOVATION & REPAIR (CR&R)

Beginning Balance July 1, 2015		\$202,285.80
Receipts	\$0.00	
Disbursements	\$29,094.30	
Ending Balance July 31, 2015		\$173,191.50

<i>Financial Institution</i>	<i>Investment Type</i>	<i>Interest Rate</i>	<i>Maturity</i>	<i>Amount</i>
CITIZENS	CHECKING	0.00%		\$172,954.20
PSDLAF	MAX	0.01%	LIQUID	\$237.33
TOTAL				\$173,191.53

CAFETERIA FUND

Beginning Balance July 1, 2015		(\$227,720.94)
Receipts	\$190,772.24	
Disbursements	\$0.00	
Ending Balance July 31, 2015		(\$36,948.70)

<i>Financial Institution</i>	<i>Investment Type</i>	<i>Interest Rate</i>	<i>Maturity</i>	<i>Amount</i>
CITIZENS	MONEY MKT	0.00%	LIQUID	(\$36,948.70)

Shaler Area Elementary School
 Quarterly Report
SPECIAL ACCOUNT

From: 06/01/2015
 To : 06/30/2015

Ending Balance on statement dated 06/30/2015 -> 29248.27
 Add: Outstanding Deposits (Bank Deposits) -> + 0.00
 Less: Outstanding Checks -> - 448.15

 Cash Balance as of 06/30/2015 -> 28800.12

Cash Balance for Checking as of 06/01/2015 -> 33299.81
 Add: Total Deposits (Bank Deposits) -> + 2426.42
 Less: Total Checks and Withdrawls -> - 6926.11

 Cash Balance as of 06/30/2015 -> 28800.12

Summary of Asset Accounts

Account	Beg. Bal.	Recpt/JV	Disb/JV	Transfers	End. Bal.
000990 Petty Cash	0.00	0.00	0.00	0.00	0.00
000991 Cash On Hand	0.00	2426.42	0.00	-2426.42	0.00
000992 Checking	33299.81	0.00	6926.11	2426.42	28800.12
000993 Savings	0.00	0.00	0.00	0.00	0.00
000994 Investments	0.00	0.00	0.00	0.00	0.00
Asset Totals	33299.81	2426.42	6926.11	0.00	28800.12

I have reviewed the above ledger report and attached reports for the current month. I find them accurate and complete to the best of my knowledge.

Bookkeeper: [Signature] Date: 7/1/15
 Principal: [Signature] Date: 7/1/15

Shaler Area Elementary School
Quarterly Report
SPECIAL ACCOUNT

From: 07/01/2014
To : 06/30/2015

From Account: 500
To Account: 810

AccountName	Beg. Bal.	Recpt/JV	Disb/JV	Transfer	End. Bal.	Payables	Work
000500 Gardening Club	58.57	0.00	0.00	0.00	58.57	0.00	58.57
000501 Music Dept/Cynthia	0.00	1000.00	-986.00	0.00	14.00	0.00	14.00
000502 PPG Grant-DiDiano 4th	0.00	1000.00	-398.94	0.00	601.06	0.00	601.06
000503 Clerical Union	0.00	2479.00	-2441.49	0.00	37.51	0.00	37.51
000505 Science Fair	372.05	1062.98	-1086.87	0.00	348.16	0.00	348.16
000510 Band Account	2019.22	2427.00	-1143.81	0.00	3302.41	0.00	3302.41
000515 Book Fair	4948.75	19342.91	-16925.74	0.00	7365.92	0.00	7365.92
000520 Titan Trail	5743.75	6534.83	-2545.72	13.84	9746.70	0.00	9746.70
000530 ROBOTICS	59.00	25.00	0.00	0.00	84.00	0.00	84.00
000540 Flower Fund	700.10	10.00	-360.00	0.00	350.10	0.00	350.10
000550 Library Account	411.18	276.14	-191.53	0.00	495.79	0.00	495.79
000555 Robert C. Bergstrom Bk	1131.00	0.00	0.00	0.00	1131.00	0.00	1131.00
000560 Lost Books	269.21	51.53	0.00	0.00	320.74	0.00	320.74
000570 Musical	343.58	1428.00	-598.26	245.32	1418.64	0.00	1418.64
000580 Titan Fund	210.47	0.00	-104.13	0.00	106.34	0.00	106.34
000590 Misc. In & Out	619.95	4565.95	-4733.71	0.00	452.19	0.00	452.19
000600 ES Teacher Retirement	0.00	2486.00	-2320.02	0.00	165.98	0.00	165.98
000610 PPG Grant/Carlisle	0.00	1000.00	-964.08	0.00	35.92	0.00	35.92
000640 Talent Show	1630.06	124.00	-468.00	0.00	1286.06	0.00	1286.06
000660 Charles Gray Perf.	712.40	507.00	-495.15	-245.32	478.93	0.00	478.93
000700 PPG/Grant-Oros	421.24	1000.00	-421.24	0.00	1000.00	0.00	1000.00
000810 Interest	13.84	0.00	0.00	-13.84	0.00	0.00	0.00
Group Total	19664.37	45320.34	-36184.69	0.00	28800.02	0.00	28800.02
Grand Total	19664.37	45320.34	-36184.69	0.00	28800.02	0.00	28800.02

I have reviewed the above ledger report and attached reports for the current month. I find them accurate and complete to the best of my knowledge.

Bookkeeper: _____
Principal: *[Signature]*

Date: 7/10/15

7/09/2015

Shaler Area Elementary School
Quarterly Report
ACTIVITIES ACCOUNT

From: 06/01/2015

To : 06/30/2015

Ending Balance on statement dated 06/30/2015 ->	15763.89
Add: Outstanding Deposits (Bank Deposits) -> +	0.00
Less: Outstanding Checks -> -	0.00

Cash Balance as of 06/30/2015 -> 15763.89

Cash Balance for Checking as of 06/01/2015 ->	15416.71
Add: Total Deposits (Bank Deposits) -> +	4673.07
Less: Total Checks and Withdrawls -> -	4325.89

Cash Balance as of 06/30/2015 -> 15763.89

Summary of Asset Accounts

Account	Beg. Bal.	Recpt/JV	Disb/JV	Transfers	End. Bal.
000990 Petty Cash	0.00	0.00	0.00	0.00	0.00
000991 Cash On Hand	0.00	4673.07	0.00	-4673.07	0.00
000992 Checking	15416.71	0.00	4325.89	4673.07	15763.89
000993 Savings	0.00	0.00	0.00	0.00	0.00
000994 Investments	0.00	0.00	0.00	0.00	0.00
Asset Totals	<u>15416.71</u>	<u>4673.07</u>	<u>4325.89</u>	<u>0.00</u>	<u>15763.89</u>

I have reviewed the above ledger report and attached reports for the current month. I find them accurate and complete to the best of my knowledge.

Bookkeeper: _____

Date: 7/10/15

Principal: [Signature]

Date: 7/10/15

Shaler Area Elementary School
Quarterly Report

From Account: 104
To Account: 810

From: 07/01/2014
To : 06/30/2015

ACTIVITIES ACCOUNT

Account Name	Beg. Bal.	Recpt/JV	Disb/JV	Transfer	End. Bal.	Payables	Work
000104 Class of 2015(6th gr.)	0.00	0.00	0.00	0.00	0.00	0.00	0.00
000105 class of 2016	0.00	0.00	0.00	0.00	0.00	0.00	0.00
000106 class 2017	0.00	0.00	0.00	0.00	0.00	0.00	0.00
000150 General Activities	1957.43	6391.60	-4125.79	768.47	4991.71	0.00	4991.71
000160 Titan Shop	1448.09	6316.46	-5748.38	0.00	2016.17	0.00	2016.17
000240 Newspaper	0.00	0.00	0.00	0.00	0.00	0.00	0.00
000260 SAGE	13.08	0.00	0.00	0.00	13.08	0.00	13.08
000280 Yearbook (Memory Book)	1649.94	10704.73	-9842.72	0.00	2511.95	0.00	2511.95
000305 Art Club	46.56	0.00	0.00	0.00	46.56	0.00	46.56
000310 Bowling Club	2789.32	3270.00	-2824.08	0.00	3235.24	0.00	3235.24
000315 Computer Club	0.00	0.00	0.00	0.00	0.00	0.00	0.00
000320 Zoo Bus	0.00	3158.00	-2495.20	0.00	662.80	0.00	662.80
000330 Golf Club	756.41	0.00	0.00	0.00	756.41	0.00	756.41
000350 Photo Club	165.01	0.00	0.00	0.00	165.01	0.00	165.01
000360 Winter Sports	709.32	1056.00	-1046.04	0.00	719.28	0.00	719.28
000370 World Culture	160.28	0.00	0.00	0.00	160.28	0.00	160.28
000380 Framing Craft Club	265.13	90.00	-135.00	220.35	440.48	0.00	440.48
000390 Grant Club	43.10	0.00	0.00	-43.10	0.00	0.00	0.00
000400 Running Club	44.92	0.00	0.00	0.00	44.92	0.00	44.92
000401 Team 4A	0.00	0.00	0.00	0.00	0.00	0.00	0.00
000402 Team 4B	0.00	0.00	0.00	0.00	0.00	0.00	0.00
000403 Team 4C	0.00	0.00	0.00	0.00	0.00	0.00	0.00
000404 Team 4D	0.00	0.00	0.00	0.00	0.00	0.00	0.00
000405 Team 4E	0.00	0.00	0.00	0.00	0.00	0.00	0.00
000406 Team 4C	0.00	0.00	0.00	0.00	0.00	0.00	0.00
000407 Team 4G	0.00	0.00	0.00	0.00	0.00	0.00	0.00
000410 Best Buddies	0.00	0.00	0.00	0.00	0.00	0.00	0.00
000501 Team 5A	0.00	0.00	0.00	0.00	0.00	0.00	0.00
000502 Team 5B	0.01	0.00	0.00	-0.01	0.00	0.00	0.00
000503 Team 5C	150.00	0.00	0.00	-150.00	0.00	0.00	0.00
000504 Team 5D	0.00	0.00	0.00	0.00	0.00	0.00	0.00
000505 Team 5E	0.00	0.00	0.00	0.00	0.00	0.00	0.00
000506 Team 5F	0.00	0.00	0.00	0.00	0.00	0.00	0.00
000507 Team 5G	0.00	0.00	0.00	0.00	0.00	0.00	0.00
000601 Team 6A	0.00	0.00	0.00	0.00	0.00	0.00	0.00
000602 Team 6B	0.00	0.00	0.00	0.00	0.00	0.00	0.00
000603 Team 6C	655.29	0.00	0.00	-655.29	0.00	0.00	0.00

Shaler Area Elementary School
Quarterly Report

From Account: 104
To Account: 810

ACTIVITIES ACCOUNT

7/09/2015

From: 07/01/2014

To: 06/30/2015

Account Name	Beg. Bal.	Recpt/JV	Disb/JV	Transfer	End. Bal.	Payables	Workin
000604 Team 6D	140.42	0.00	0.00	-140.42	0.00	0.00	0.00
000810 Interest	0.00	0.00	0.00	0.00	0.00	0.00	0.00
Group Total	10994.31	30986.79	-26217.21	0.00	15763.89	0.00	15763.89
Grand Total	10994.31	30986.79	-26217.21	0.00	15763.89	0.00	15763.89

I have reviewed the above ledger report and attached reports for the current month. I find them accurate and complete to the best of my knowledge.

Bookkeeper: [Signature] Date: 7/10/15
Principal: [Signature] Date: 7/10/15

From: 04/01/2015
To : 06/30/2015

General Ledger Report
SAHS SPECIAL ACCOUNTS ACTIVITIES ACCOUNTS

From Account: 1
To Account: 999999

AccountName	Beg. Bal.	Recpt/JV	Disb/JV	Transfer	End. Bal.	Payables	Working
000100 available	0.00	0.00	0.00	0.00	0.00	0.00	0.00
000101 Available	0.00	0.00	0.00	0.00	0.00	0.00	0.00
000102 Available	0.00	0.00	0.00	0.00	0.00	0.00	0.00
000103 Available	0.00	0.00	0.00	0.00	0.00	0.00	0.00
000110 Student Activities	14686.32	2912.00	-956.19	2500.00	19142.13	0.00	19142.13
000114 Available	0.00	0.00	0.00	0.00	0.00	0.00	0.00
000115 Class of 2015	24942.08	28791.50	-53783.73	50.15	0.00	0.00	0.00
000116 Class of 2016	40281.74	310.00	-2200.00	2609.95	41001.69	0.00	41001.69
000117 Class of 2017	22899.57	310.00	0.00	2609.95	25819.52	0.00	25819.52
000118 Class of 2018	13928.66	310.00	0.00	2609.95	16848.61	0.00	16848.61
000119 Class of 2019	8009.70	0.00	0.00	0.00	8009.70	0.00	8009.70
000120 Titan Shop	13450.95	9082.29	-7239.63	-1275.86	14017.75	0.00	14017.75
000130 In & Out	-961.61	1806.44	-39.99	0.00	804.84	0.00	804.84
000150 Student Parking	8495.22	75.00	0.00	0.00	8570.22	0.00	8570.22
000160 Student Emergency Fund	7185.23	0.00	0.00	0.00	7185.23	0.00	7185.23
000190 Charity Fund	5027.82	3525.00	-2245.66	-15.00	6292.16	0.00	6292.16
000195 Powder Puff	1652.85	0.00	0.00	0.00	1652.85	0.00	1652.85
.00 Pepsi Fund	11906.74	7452.50	-5245.54	-10000.00	4113.70	0.00	4113.70
000205 Shalerpalooza	3085.34	50.00	0.00	0.00	3135.34	0.00	3135.34
000220 Class of 2020	8580.59	552.67	0.00	0.00	9133.26	0.00	9133.26
000221 Class of 2021	4525.00	1978.88	0.00	0.00	6503.88	0.00	6503.88
000222 Class of 2022	3115.00	0.00	0.00	0.00	3115.00	0.00	3115.00
000223 Class of 2023	1610.00	0.00	0.00	0.00	1610.00	0.00	1610.00
000224 Class of 2024	0.00	0.00	0.00	0.00	0.00	0.00	0.00
000225 Class of 2025	0.00	0.00	0.00	0.00	0.00	0.00	0.00
000240 Newspaper (Oracle)	3533.24	527.00	-757.00	0.00	3303.24	0.00	3303.24
000250 Yearbook	27409.82	7775.59	-186.61	695.00	35693.80	0.00	35693.80
000300 Basketball (Girls)	864.06	0.00	0.00	0.00	864.06	0.00	864.06
000305 Basketball (Boys)	2112.28	0.00	-1602.05	0.00	510.23	0.00	510.23
000310 Cross Country	998.59	0.00	0.00	0.00	998.59	0.00	998.59
000315 Golf	250.67	0.00	0.00	0.00	250.67	0.00	250.67
000320 Football	73.41	7557.00	-3212.79	0.00	4417.62	0.00	4417.62
000325 Sports Medicine	316.96	50.38	0.00	0.00	367.34	0.00	367.34
000330 Tennis	1446.70	0.00	-15.46	0.00	1431.24	0.00	1431.24
000335 Swimming	486.00	0.00	0.00	0.00	486.00	0.00	486.00
340 Track	3679.07	2041.00	-4570.43	0.00	1149.64	0.00	1149.64
000345 Ultimate Frisbee	168.10	0.00	0.00	0.00	168.10	0.00	168.10
000350 Golf Facility Fund	7764.35	0.00	0.00	0.00	7764.35	0.00	7764.35

From: 04/01/2015
To : 06/30/2015

General Ledger Report

From Account: 1
To Account: 999999

SAHS SPECIAL ACCOUNTS ACTIVITIES ACCOUNTS

AccountName	Beg. Bal.	Recpt/JV	Disb/JV	Transfer	End. Bal.	Payables	Working
000810 Interest	0.00	0.00	0.00	0.00	0.00	0.00	0.00
Group Total	351547.98	99341.83	-110542.26	0.00	340347.55	0.00	340347.55
Grand Total	351547.98	99341.83	-110542.26	0.00	340347.55	0.00	340347.55

From: 04/01/2015
To : 06/30/2015

General Ledger Report

From Account: 1
To Account: 999999

SAHS SPECIAL ACCOUNTS ACTIVITIES ACCOUNTS

AccountName	Beg. Bal.	Recpt/JV	Disb/JV	Transfer	End. Bal.	Payables	Work
000990 Petty Cash	0.00	0.00	0.00	0.00	0.00	0.00	0.00
000991 Cash On Hand	-44.55	99341.83	0.00	-99341.83	-44.55	0.00	-44.55
000992 Checking	326592.53	0.00	-110542.26	99341.83	315392.10	0.00	315392.10
000993 Savings	0.00	0.00	0.00	0.00	0.00	0.00	0.00
000994 Investments	25000.00	0.00	0.00	0.00	25000.00	0.00	25000.00
Group Total	351547.98	99341.83	-110542.26	0.00	340347.55	0.00	340347.55
Grand Total	351547.98	99341.83	-110542.26	0.00	340347.55	0.00	340347.55

I have reviewed the above ledger report and attached reports for the current month. I find them accurate and complete to the best of my knowledge.

Bookkeeper: Mary Lynn Miksic Date: 7/21/15
 Principal: [Signature] Date: 7/20/15
 Act. Director

From: 04/01/2015
 To : 06/30/2015

General Ledger Report
 SAHS SPECIAL ACCOUNTS

From Account: 1
 To Account: 999999

AccountName	Beg. Bal.	Recpt/JV	Disb/JV	Transfer	End. Bal.	Payables	Working
000705 Flower Fund	0.00	0.00	0.00	0.00	0.00	0.00	0.00
000710 Academy	704.43	0.00	0.00	0.00	704.43	0.00	704.43
000715 Gate	-358.21	667.00	-596.79	1175.00	887.00	0.00	887.00
000720 Guidance	28775.86	205.00	-15877.00	0.00	13103.86	0.00	13103.86
000725 Student Credit	19352.04	13625.00	-752.00	0.00	32225.04	0.00	32225.04
000729 Visual Communications	250.62	0.00	-39.99	0.00	210.63	0.00	210.63
000730 Industrial Arts	1345.37	3504.00	-1906.44	0.00	2942.93	0.00	2942.93
000735 S.A. Cafe	479.17	0.00	0.00	0.00	479.17	0.00	479.17
000740 Library	867.55	399.50	-773.51	0.00	493.54	0.00	493.54
000743 Breakfast Club	21.99	0.00	-24.19	14.01	11.81	0.00	11.81
000744 Life Skills Class	1611.22	0.00	0.00	0.00	1611.22	0.00	1611.22
000745 Pre-School	6612.32	1050.00	-185.09	0.00	7477.23	0.00	7477.23
000747 DPC	300.24	6991.92	-1178.56	0.00	6113.60	0.00	6113.60
000748 Millvalean	1000.00	0.00	0.00	0.00	1000.00	0.00	1000.00
000749 Crawshaw Scholarship	0.00	0.00	0.00	0.00	0.00	0.00	0.00
000750 Parent Assoc.	3951.04	372.60	-1361.37	0.00	2962.27	0.00	2962.27
000751 Jack Wolff Scholarship	500.00	0.00	0.00	0.00	500.00	0.00	500.00
000752 Jessica Peluso	2379.00	0.00	0.00	0.00	2379.00	0.00	2379.00
000753 Alexander Scholarship	15257.35	697.00	0.00	0.00	15954.35	0.00	15954.35
000754 Clifford Fair	575.60	0.00	0.00	0.00	575.60	0.00	575.60
000755 Hartman Scholarship	0.00	0.00	0.00	0.00	0.00	0.00	0.00
000756 Fugh 2013	10000.08	0.00	0.00	0.00	10000.08	0.00	10000.08
000757 Kumar	7491.58	0.00	0.00	0.00	7491.58	0.00	7491.58
000758 Gene Biles	22145.38	0.00	0.00	0.00	22145.38	0.00	22145.38
000759 Seidl Scholarship	37.80	1000.00	0.00	0.00	1037.80	0.00	1037.80
000760 Scholarships	6051.86	1000.00	0.00	0.00	7051.86	0.00	7051.86
000761 Chalfont Scholarship	4569.27	0.00	0.00	0.00	4569.27	0.00	4569.27
000762 Fugh 2014	15000.01	0.00	0.00	0.00	15000.01	0.00	15000.01
000763 Fugh 2015	1.35	0.00	0.00	0.00	1.35	0.00	1.35
000764 Fugh 2012	5062.70	0.00	0.00	0.00	5062.70	0.00	5062.70
000765 Lieb Scholarship	7413.54	0.00	0.00	0.00	7413.54	0.00	7413.54
000766 Michaelis Scholarship	3275.40	0.00	0.00	0.00	3275.40	0.00	3275.40
000767 Piekarski	26133.19	0.00	0.00	0.00	26133.19	0.00	26133.19
000768 Pink Scholarship	8919.67	0.00	0.00	0.00	8919.67	0.00	8919.67
000769 Shutter Activities	27771.34	0.00	0.00	0.00	27771.34	0.00	27771.34
70 Textbooks & Locks	3233.44	1193.55	-85.00	0.00	4341.99	0.00	4341.99
000775 Calculators	502.08	485.00	0.00	0.00	987.08	0.00	987.08
000776 Hall of Fame	434.86	0.00	-33.70	0.00	401.16	0.00	401.16

17/21/2015

Shaler Area Intermediate

From: 04/01/2015
To : 06/30/2015

General Ledger Report
SAHS SPECIAL ACCOUNTS

From Account: 1
To Account: 999999

AccountName	Beg. Bal.	Recpt/JV	Disb/JV	Transfer	End. Bal.	Payables	Work
000778 Bill Suit Scholarship	3385.00	0.00	0.00	0.00	3385.00	0.00	3385.00
000779 B.Suit Hall of Fame	3153.00	225.00	0.00	0.00	3378.00	0.00	3378.00
000780 Titan Faculty Fund	5665.47	364.04	-1113.46	0.00	4916.05	0.00	4916.05
000785 Principal's In & Out	1774.58	0.00	-600.44	0.00	1174.14	0.00	1174.14
000799 Misc. In & Out	4611.87	7141.47	-6188.83	-1189.01	4375.50	0.00	4375.50
000800 Shaler Twp. In/Out	299.20	0.00	0.00	0.00	299.20	0.00	299.20
000801 Phys.Ed.Dept.	506.89	120.00	-125.00	0.00	501.89	0.00	501.89
000810 Interest	263.27	0.00	0.00	0.00	263.27	0.00	263.27
Group Total	251328.42	39041.08	-30841.37	0.00	259528.13	0.00	259528.13
Grand Total	251328.42	39041.08	-30841.37	0.00	259528.13	0.00	259528.13

7/21/2015

Shaler Area Intermediate

From: 04/01/2015
To : 06/30/2015

General Ledger Report
SAHS SPECIAL ACCOUNTS

From Account: 1
To Account: 999999

AccountName	Beg. Bal.	Recpt/JV	Disb/JV	Transfer	End. Bal.	Payables	Working
000990 Petty Cash	0.00	0.00	0.00	0.00	0.00	0.00	0.00
000991 Cash On Hand	0.00	39041.08	0.00	-39041.08	0.00	0.00	0.00
000992 Checking	251328.42	0.00	-30841.37	39041.08	259528.13	0.00	259528.13
000993 Savings	0.00	0.00	0.00	0.00	0.00	0.00	0.00
000994 Investments	0.00	0.00	0.00	0.00	0.00	0.00	0.00
Group Total	251328.42	39041.08	-30841.37	0.00	259528.13	0.00	259528.13
Grand Total	251328.42	39041.08	-30841.37	0.00	259528.13	0.00	259528.13

I have reviewed the above ledger report and attached reports for the current month. I find them accurate and complete to the best of my knowledge.

Bookkeeper: Mary Lynn Mysic Date: 7/21/15
Principal: [Signature] Date: 7/21/15
Act. Directs

From: 04/01/2015
 To : 06/30/2015

General Ledger Report

From Account: 1
 To Account: 999999

SAMS STUDENT ACTIVITY ACCOUNTS

AccountName	Beg. Bal.	Recpt/JV	Disb/JV	Transfer	End. Bal.	Payables	Working
000110 Student Activities	7180.81	2188.00	-2168.24	0.00	7200.57	0.00	7200.57
000120 School Store	5780.42	729.83	-91.00	0.00	6419.25	0.00	6419.25
000130 Student Council	771.75	0.00	-119.24	0.00	652.51	0.00	652.51
000169 E/S CLASS ACCOUNT	0.00	60.00	0.00	0.00	60.00	0.00	60.00
000170 7B Reading Coach Class	83.94	0.00	0.00	0.00	83.94	0.00	83.94
000171 7 Blue Team Acct	9.77	0.00	0.00	0.00	9.77	0.00	9.77
000172 7 Red Team Acct	700.52	0.00	-494.75	0.00	205.77	0.00	205.77
000173 7 White Team Acct	64.44	0.00	-49.88	0.00	14.56	0.00	14.56
000174 Life Skills Program	28.00	0.00	0.00	0.00	28.00	0.00	28.00
000175 8 Blue Team Acct	154.23	0.00	-123.13	0.00	31.10	0.00	31.10
000176 8 Red Team Account	597.69	0.00	-242.30	0.00	355.39	0.00	355.39
000177 8 White Team Acct	112.29	1000.00	-1091.27	0.00	21.02	0.00	21.02
000180 Gate Class Account	290.04	655.00	-693.58	0.00	251.46	0.00	251.46
000240 Newspaper	18.46	0.00	-18.46	0.00	0.00	0.00	0.00
000250 General Club Fund	632.52	0.00	-76.51	0.00	556.01	0.00	556.01
000260 Yearbook	683.11	1979.34	-2050.69	0.00	611.76	0.00	611.76
000310 Cheerleading Team	99.73	0.00	0.00	0.00	99.73	0.00	99.73
000330 Leadership/Titan Club	582.02	0.00	0.00	0.00	582.02	0.00	582.02
000335 Japanese Club	24.38	0.00	0.00	0.00	24.38	0.00	24.38
000345 Ski Club	685.89	106.00	-690.00	0.00	101.89	0.00	101.89
000375 Chess/Strategy Games	23.14	0.00	0.00	0.00	23.14	0.00	23.14
000380 Nature/Outdoor Club	239.09	0.00	-208.00	0.00	31.09	0.00	31.09
000385 FACS Cooking/Sewing	88.09	0.00	-8.27	0.00	79.82	0.00	79.82
000390 Activity Project Funds	15916.00	0.00	0.00	0.00	15916.00	0.00	15916.00
000415 CLASS OF 2020 (7TH)	0.00	0.00	0.00	0.00	0.00	0.00	0.00
000419 Class of 2019(8th)	0.00	0.00	0.00	0.00	0.00	0.00	0.00
000810 Interest	0.00	0.00	0.00	0.00	0.00	0.00	0.00
Group Total	34766.33	6718.17	-8125.32	0.00	33359.18	0.00	33359.18
Grand Total	34766.33	6718.17	-8125.32	0.00	33359.18	0.00	33359.18

07/16/2015

Shaler Area Intermediate

From: 04/01/2015
To : 06/30/2015

General Ledger Report

From Account: 1
To Account: 999999

SAMS STUDENT ACTIVITY ACCOUNTS

AccountName	Beg. Bal.	Recpt/JV	Disb/JV	Transfer	End. Bal.	Payables	Work
000990 Petty Cash	0.00	0.00	0.00	0.00	0.00	0.00	0.00
000991 Cash On Hand	0.00	6718.17	0.00	-6718.17	0.00	0.00	0.00
000992 Checking	34766.33	0.00	-8125.32	6718.17	33359.18	0.00	33359.18
000993 Savings	0.00	0.00	0.00	0.00	0.00	0.00	0.00
000994 Investments	0.00	0.00	0.00	0.00	0.00	0.00	0.00
Group Total	34766.33	6718.17	-8125.32	0.00	33359.18	0.00	33359.18
Grand Total	34766.33	6718.17	-8125.32	0.00	33359.18	0.00	33359.18

I have reviewed the above ledger report and attached reports for the current month. I find them accurate and complete to the best of my knowledge.

Bookkeeper: MILDRED EARLY _____ Date:

From: 04/01/2015
To : 06/30/2015

General Ledger Report
SAMS SPECIAL ACCOUNTS

From Account: 1
To Account: 999999

AccountName	Beg. Bal.	Recpt/JV	Disb/JV	Transfer	End. Bal.	Payables	Working
000110 BAND ACCOUNT	5792.67	6370.75	-8331.87	0.00	3831.55	0.00	3831.55
000115 CHORUS ACCOUNT	3750.49	4468.50	-6396.63	0.00	1822.36	0.00	1822.36
000120 LIBRARY ACCOUNT	1830.28	269.60	-126.32	0.00	1973.56	0.00	1973.56
000130 ORCHESTRA ACCOUNT	220.35	0.00	0.00	0.00	220.35	0.00	220.35
000205 ART FUND	84.53	0.00	-19.99	0.00	64.54	0.00	64.54
000210 SA Back Pack	1774.59	2811.27	-1491.22	0.00	3094.64	0.00	3094.64
000215 CHEER FUND	335.79	165.00	-350.00	0.00	150.79	0.00	150.79
000220 IN AND OUT FUND	-905.91	6701.42	-5774.20	0.00	21.31	0.00	21.31
000225 TITAN STAFF FUND	1639.64	235.00	-1420.43	0.00	454.21	0.00	454.21
000230 SCHOOL PLAY/MUSICAL	6782.56	0.00	-751.37	0.00	6031.19	0.00	6031.19
000240 TALENT SHOW	2060.29	0.00	-751.38	0.00	1308.91	0.00	1308.91
000300 SWPBIS FUND	3009.39	25.00	-80.00	0.00	2954.39	0.00	2954.39
000310 EVENT/ENRICHMENT	2836.64	0.00	-150.00	0.00	2686.64	0.00	2686.64
000325 LOST BOOKS	130.25	144.97	0.00	0.00	275.22	0.00	275.22
000350 GARDEN ACCOUNT	19.49	0.00	0.00	0.00	19.49	0.00	19.49
000355 CELEBRATION OF VETERANS	248.65	0.00	0.00	0.00	248.65	0.00	248.65
000365 HEALTH OFFICE FUND	81.62	0.00	0.00	0.00	81.62	0.00	81.62
375 P/E DEPT.ACCOUNT	3204.69	85.00	0.00	0.00	3289.69	0.00	3289.69
000380 GATE GRANT ACCOUNT	1212.50	1000.00	-900.75	0.00	1311.75	0.00	1311.75
000385 DECATHLON ACCOUNT	65.26	0.00	0.00	0.00	65.26	0.00	65.26
000386 7/8 Track Fund	906.64	123.00	-920.98	0.00	108.66	0.00	108.66
000810 BANK INTEREST AND FEES	0.00	0.00	0.00	0.00	0.00	0.00	0.00
Group Total	35080.41	22399.51	-27465.14	0.00	30014.78	0.00	30014.78
Grand Total	35080.41	22399.51	-27465.14	0.00	30014.78	0.00	30014.78

From: 04/01/2015
 To : 06/30/2015

General Ledger Report
 SAMS SPECIAL ACCOUNTS

From Account: 1
 To Account: 999999

AccountName	Beg. Bal.	Recpt/JV	Disb/JV	Transfer	End. Bal.	Payables	Work
000990 Petty Cash	0.00	0.00	0.00	0.00	0.00	0.00	0.00
000991 Cash On Hand	0.00	22399.51	0.00	-22399.51	0.00	0.00	0.00
000992 Checking	35080.41	0.00	-27465.14	22399.51	30014.78	0.00	30014.78
000993 Savings	0.00	0.00	0.00	0.00	0.00	0.00	0.00
000994 Investments	0.00	0.00	0.00	0.00	0.00	0.00	0.00
Group Total	35080.41	22399.51	-27465.14	0.00	30014.78	0.00	30014.78
Grand Total	35080.41	22399.51	-27465.14	0.00	30014.78	0.00	30014.78

I have reviewed the above ledger report and attached reports for the current month. I find them accurate and complete to the best of my knowledge.

Bookkeeper: MILDRED EARLY _____ Date:

Shaler Area School District 2015-16 School Bus Stops

The approved bus stop list includes all stops designated for use by all students and a few designated for primary and elementary school age students only. The list does not include all curb-to-curb stops assigned to students with special needs or students who live on streets deemed hazardous, which will be evaluated and assigned on an individual basis.

ALBINE DR & LAUREL DR
ALBINE DR & FORREST GLEN DR
ALBINE DR & SUNDALE
1431 ANDERSON RD
1432 ANDERSON RD
1480 ANDERSON RD
1534 ANDERSON RD
ANDERSON RD & CENTER ST
ANDERSON RD & DE ANGELO
ANDERSON RD & HAHN RD
ANDERSON RD & KLIR RD
ANDERSON RD & LOIRE VALLEY
ANDERSON RD & LONE OAK DR
ANDERSON RD & MARTHA AVE
ANDERSON RD & SOUTH RD
ANDERSON RD & SUNSET LANE
ANDERSON RD & TARA DR
ANDERSON RD & TRISTAN DR
ANDERSON RD & VENANGO AVE
ANDERSON RD & VIENNESE DR
ANDERSON RD & VILSACK RD
ANDERSON RD & WIBLE RUN@MCELHENY EXT
ANDERSON RD & WHITETAIL LN
ANDERSON RD & WOOD PARK DR
ANDERSON RD EXT & TARTLINE DR
ANN ST & OHIO ST (VANS ONLY)
ARLINGTON & SHORT (VAN ONLY)
BABCOCK BLVD & GEYER RD
BABCOCK BLVD & SCHAEFER RD
BABCOCK BLVD & SHITZEN PARK
BALSAM DR & DEERWOOD DR
BALSAM DR & HEMLOCK DR
BLUESTONE DR & LEDGEVIEW DR
BLUESTONE DR & MICA DR
BLUESTONE DR & ROLLING FARMS
BLUESTONE DR & SAPLING
BRIDLE & JACKSON
BURCHFIELD RD & CLARIDGE
BURCHFIELD RD & COLLEGE PARK
BURCHFIELD RD & DRESSEL RD
BURCHFIELD RD & FRANKLYNN DR
BURCHFIELD RD & JO ALYCE
BURCHFIELD RD & LAKESIDE DR (Upper & Lower)
BURCHFIELD RD & MANUEL DR
BURCHFIELD RD & PONDEROSA DR
BURCHFIELD RD & VICTORY (Upper and Lower)
BURCHFIELD RD & ZENO LANE
1526 BUTLER PLANK
1530 BUTLER PLANK
1539 BUTLER PLANK
BUTLER PLANK & CHARLES ST
BUTLER PLANK @ GLENSHAW POST OFFICE
BUTLER ST & CENTER ST
BUTLER ST & FREEPORT ST

BUTLER ST & HIGH ST
BUTLER ST & ISABELLA ST
BUTTERFIELD AVE & DEWEY (VANS ONLY)
BYERLEY AVE & LEHR AVE
CHIPPER DR & NORTHVIEW DR
CLARE ST & SULLIVAN DR
CLARE ST & W SUTTER RD
COLBY & COLBY TERRACE
COLLEGE PARK & RUTGERS DR
COLLEGE PARK & WILLRUTH DR
COLLEGE PARK & WOOSTER DR
COLONY OAKS DR & WESTMINSTER
COUNTRYSIDE DR & WOODVIEW DR
DELAWARE DR & MARYLAND DR
DEWEY AVE & SHORT AVE
811 DRESSEL RD @ STONERIDGE CHURCH
DRESSEL RD & BAYHILL DR
DRESSEL RD & BLUESTONE DR
DRESSEL RD & FERNLEDGE DR
DRESSEL RD & FLINT RD
DRESSEL RD & LIMESTONE DR
DRESSEL RD & STONERIDGE DR
DRESSEL RD & TOPAZ
DRESSEL RD & VERDEN CT
901 E ELFINWILD RD
960 E ELFINWILD RD
1400 E ELFINWILD RD
E ELFINWILD RD & HEIBER DR
E ELFINWILD RD & KITCHEN FAIR
E PENNVIEW ST & ALMA ST
E PENNVIEW ST & GROVER ST
E UNDERCLIFF & LINDBERGH AVE
ELBE DR & DORF DR
ELBE DR & RIEGEL DR
ELFINWILD LANE & ELMWOOD DR
ELFINWILD LANE & IDA - BOTTOM
ELFINWILD LANE & IDA - TOP
ELFINWILD RD & HOLLY SPRINGS
ELFINWILD RD & LAUREL HILL RD
ELFINWILD RD & ROSEBRIAR AVE
ELMWOOD DR & DOROTHY DR
17 EMMA DR
EVERGREEN @ OLD SAMPLE SCHOOL
EVERGREEN & BOWEN @ RITA'S ICE
EVERGREEN & SEAVEY @ BP STATION
EVERGREEN & EMMA ST
EVERGREEN & JOHN ST MI
EVERGREEN & KLOPFER @ BELL TELE
EVERGREEN & LAWRENCE ST
EVERGREEN & MARVIN AVE
EVERGREEN & NORTH @ STEEDLES
EVERGREEN & WIBLE RUN @ SHOP n SAVE
FABER ST & ARLOR DR
FABER ST & FABER TERR

FABER TERR & KOHLMAN DR
FIELDSTONE DR & AMHERST RD
FIELDSTONE DR & PRIMROSE
FIELDSTONE DR & ROSE DR
FIELDSTONE DR & ROSEBRIAR AVE
FLINT RD & REDSTONE DR
FORLIVIEW RD & TARTLINE DR
FOXFIELD DR & MADSEN
FOXFIELD DR & ROLLING FARM
FOXFIELD DR & SHAWMUT DR
FRIDAY RD & BROWN ST
FRIDAY RD & CATHERINE ST
FRIDAY RD & CRESTVIEW
FRIDAY RD & EVERGREEN AVE
FRIDAY RD & HIRAM ST
FRIDAY RD & KOEHLER ST
FRIDAY RD & NEWLAND LANE
FRIDAY RD & PERRY ST
FRIDAY RD & SUMMIT DR
FRIDAY RD & WALLACE RD
898 GEYER RD
904 GEYER RD
GEYER RD & GEYER RD EXT
GEYER RD & LOWER GEYER RD EXT
GEYER RD & WYNNE ST
GLENN AVE & ELLA ST
GLENN AVE & ELM AVE
GLENN AVE & MAPLE AVE
GLENN AVE & OAK AVE SH
GLENN AVE & PENNSYLVANIA
GLENN AVE & S PARK AVE
GLENN AVE & WOOD AVE
GLENSHAW AVE & CLINTON
GLENSHAW AVE & ZEUGER ST
GOVERNOR DR & PAMELA DR
GOVERNOR DR @ RIAL DRIVE (ELEM. ONLY)
GOVERNOR DR & RIDGEWAY DR
1700 GRALL AVE (ELEM. ONLY)
400 GRANT AVE MI @ NATL CITY BANK
GRANT AVE ET & BYERLEY AVE
GRANT AVE ET & HIGHLAND AVE
GRANT AVE ET & MT HOPE ST
GRANT AVE ET & WILSON ST@BLARNEY STONE
GRANT AVE MI & BUTLER ST MI
GRANT AVE MI & SHERIDAN ST
GRANT AVE MI & STANTON AVE
GRANT AVE SH & BRIDLE RD
2909 GREENFIELD RD
GREENFIELD RD & ELLEN HUGHES PARK
GREENFIELD RD & FORREST GLEN DR
GREENFIELD RD & LAMMERT DR
GREENHILL RD & CHURCH
GREENHILL RD & EDWARDS DR
GREENHILL RD & GEORGIA DR (Primary/Elem only)
GREENHILL RD & GREENHILL EXT (Primary/Elem only)
GREENHILL RD & MT. IVY LANE
GREENHILL RD & SILVER REEL ST
GREENHILL RD & VENANGO AVE
116 HAHN RD
HAHN RD & MT IVY LANE
HAWTHORNE RD & ELMWOOD RD
HAWTHORNE RD & EMERSON RD
HAWTHORNE RD @ MT ALVERNIA-DAYCARE
HEATHER DR & LUPINE DR
HEATHER DR & MANDRAKE DR

HEIGHTS DR & VERMILLION DR
HEMLOCK DR & TAMARACK DR
HIGHLAND AVE & COMMERCE ST
HILLWOOD & VERNA-UPPER (VANS ONLY)
HILLWOOD & VERNA-SOOSE (VANS ONLY)
HIRAM ST & MATHILDA ST
HIRAM ST & ST PETER ST
HODIL RD & AUTUMNWOOD DR
HODIL RD & SPRINGWOOD DR
313 HOFFMAN RD
320 HOFFMAN RD
HOFFMAN RD & IRWIN LANE
HOFFMAN RD & JOHNSTON ST
HOFFMAN RD & OTTO ST
HOLLY RIDGE DR & KIMBLE DR
HOLLY SPRINGS & COACHMAN RD
ILLINOIS AVE & AMHERST RD
JAMES ST & MILDRED ST (VANS ONLY)
JANE AVE & DONALD AVE
37 KENNETH DR
KIMBLE DR & REDSTONE DR
34 KITTANNING ST
47 KITTANNING ST
124 KITTANNING ST
128 KITTANNING ST
KITTANNING ST & BADALI DR
KITTANNING ST & HIGGINS
KITTANNING ST & LINCOLN ST
KITTANNING ST & SHARPSHILL RD
KITTANNING ST & SNYDER ST
KLEBER RD & VIRGINIA AVE
LAUREL DR & ALBINE DR
LAUREL DR & SUNDALE DR
LAUREL HILL RD & COACHMAN RD
LAURELWOOD DR & MCKENZIE DR
LIMESTONE DR & SHOREHAM DR
LINCOLN AVE @ FAMILY DOLLAR
LINCOLN AVE @ MILLVALE POST OFFICE
810 LINCOLN AVE
LINCOLN AVE & BERNER ST
LINDBERGH AVE & CARL ST
LINDBERGH AVE & E GENESSEE ST
404 LITTLE PINE CR (Primary/Elem only)
450 LITTLE PINE CR
472 LITTLE PINE CR (Primary/Elem only)
618 LITTLE PINE CR
650 LITTLE PINE CR
LITTLE PINE CR & MARZOLF RD EXT
LITTLE PINE CR & W PENNVIEW ST
LOCUST RDGE & WALLACE RD
121 LOIRE VALLEY
LOIRE VALLE & DIXON DR
LOIRE VALLE & GIEN DR
LONSDALE ST & E BECKERT AVE
LUCILLE ST & IOLA AVE
LUCILLE ST & MEADOW RD (Upper & Lower)
MAPLE ST & ELM ST
MARGARET ST & MARY AVE
MARGARET ST & MARTHA AVE
336 MARZOLF RD
MARZOLF RD & GERARD DR
MARZOLF RD & MEYER RIDGE DR
MARZOLF RD EXT & HEASLEY RD
MARZOLF RD EXT & MEIER LANE
531 MCELHENY RD

MCELHENY EXT & LOHENGRIN DR
MCELHENY RD & CHIPPER DR
MCELHENY RD & CLEARVIEW RD
MCELHENY RD & S CLEARVIEW RD
MCELHENY RD & SHALER DR
MCELHENY RD & WOODSIDE RD
935 MIDDLE RD
1020 MIDDLE RD @ ANIMAL CLINIC
1028 MIDDLE RD
MIDDLE RD & CHERRYWOOD DR SH
MIDDLE RD & FALL RUN RD
MIDDLE RD & GLEN MALCOLM
MIDDLE RD & HIGHLANDER
MIDDLE RD & MAGNOLIA DR
MIDDLE RD & MARJORIE DR
MIDDLE RD & MARY ANN DR
MIDDLE RD & MIDDLECREST DR
MIDDLE RD & N SPRUCE DR
MIDDLE RD & RIDGEVIEW CR
MIDDLE RD & ROSEWOOD DR
MIDDLE RD & SAXONBURG @ EAT N PARK
MIDDLE RD & SPRUCE DR
MOONSTONE DR & AGATE RD
MOONSTONE DR & REDSTONE DR
MOONSTONE DR & STONERIDGE DR
MT PLEASANT RD & NORTH ST
1932 MT ROYAL BLVD
2807 MT ROYAL BLVD @ ELFINWILD FIREHALL
MT ROYAL BLVD & ARDEN DR
MT ROYAL BLVD & BRIDLE
MT ROYAL BLVD & CAMPBELL PL
MT ROYAL BLVD & CARLISLE DR
MT ROYAL BLVD & DEHAVEN COURT
MT ROYAL BLVD & DOLORES DR
MT ROYAL BLVD & E GENESSEE ST@RITE-AID
MT ROYAL BLVD & E PENNVIEW ST
MT ROYAL BLVD & E SUTTER
MT ROYAL BLVD & E UNDERCLIFF
MT ROYAL BLVD & EADE AVE
MT ROYAL BLVD & ELFINWILD LANE@ZOAR
MT ROYAL BLVD & ELLEN ST
MT ROYAL BLVD @ GLANNON SHOP CENTER
MT ROYAL BLVD & GLENN AVE
MT ROYAL BLVD & GLENSHAW AVE
MT ROYAL BLVD & GRANT AVE (LOWER)
MT ROYAL BLVD & HARTLE RD
MT ROYAL BLVD & HOFFMAN ST
MT ROYAL BLVD & HOMER PL
MT ROYAL BLVD & ILLINOIS DR @ ELFINWILD
MT ROYAL BLVD & IOLA AVE
MT ROYAL BLVD & IRENE ST SH
MT ROYAL BLVD & KENNETH DR
MT ROYAL BLVD & LAMESA DR
MT ROYAL BLVD & LITTLEWOOD
MT ROYAL BLVD & MCDONALD ST
MT ROYAL BLVD & MCELHENY RD
MT ROYAL BLVD & MEADOW RD
MT ROYAL BLVD & MOREWOOD RD
MT ROYAL BLVD & N WOODLAND AVE
MT ROYAL BLVD & ORCHARD AVE
MT ROYAL BLVD & ROYAL COURT DR
MT ROYAL BLVD & SCOTT AVE
MT ROYAL BLVD & SEEL ST SH
MT ROYAL BLVD & SHAW PL
MT ROYAL BLVD & W PENNVIEW ST

MT ROYAL BLVD & W SUTTER RD
MT ROYAL BLVD & WETZEL RD SH
MT ROYAL BLVD & WILJOHN STRE
MT ROYAL BLVD & WILLETT RD
MT ROYAL BLVD & WOOD PL
MT ROYAL BLVD & WOODLAND RD
2613 MT TROY RD
2748 MT TROY RD
2800 MT TROY RD
3106 MT TROY RD
3220 MT TROY RD
3411 MT TROY RD
3733 MT TROY RD
4013 MT TROY RD
MT TROY & ALLEN DR
MT TROY & E HOMESTEAD ST
MT TROY & FORNOF LANE
MT TROY & GARDENVIEW DR
MT TROY & GEYER @ BRENKLE'S FARM
MT TROY & HIGHLAND AVE
MT TROY & KINKURA DR
MT TROY & KLEMENTINA
MT TROY RD & LONSDALE ST
MT TROY RD & PITTVIEW AVE
MT TROY & SPRING GARDEN @ CEMETERY
MT TROY RD & TARPON
MT TROY RD & VILLA DR
272 MT VERNON DR
501 MT VERNON DR
NORTH AVE & ELIZABETH ST
NORTH AVE & EMMA ST
NORTH AVE & FREDERICK ST
NORTH AVE & GRANT AVE MI
NORTH AVE & HOWARD ST @ GAZEBO
NORTH AVE & KLOPPER
624 NORTHAVEN CR
NORTHAVEN CR & NORTHAVEN CT
64 PARKER ST
74 PARKER ST
122 PARKER ST
415 PARKER ST
PARKER & KOEHLER @ CHERRY CITY FIREHALL
PETERS & BELLADONNA
PHILLIPS AVE & HARTLE RD
PIN OAK DR & BELLADONNA
PIN OAK DR & CALMWOOD DR
PITTVIEW & ARLINGTON
PITTVIEW & LOGAN (VANS ONLY)
PITTVIEW AVE & WILLOW LANE
PONDEROSA DR @ BALSAM DR
PONDEROSA DR & TAMARACK DR
161 RAMAGE RD
RAMAGE RD & CHARLEMMA DR
RAMAGE RD & CHERRYWOOD DR
RAMAGE RD & QUAIL HILL RD
RANGLEY DR & CANBY DR
RANGLEY DR & PARMA DR
RANGLEY DR & TIFFINY DR
REGINA ST & BAUMER ST
REGINA ST & BEULAH ST
RICHARD DR & BELLADONNA DR
RICHARD DR & PETERS DR
ROSE DR & ROLLING FARMS
220 ROSEBRIAR AVE.
ROSEBRIAR AVE & AMHERST PL

ROSEBRIAR AVE & GRANDVIEW AVE SH
ROSEBRIAR AVE & ROSE DR
ROUTE 8 & CHARLES ST
ROUTE 8 & SPENCER LANE - LOWER
RUTGERS DR & JO ALYCE DR
RUTGERS DR & WOOSTER DR
S HIGHLANDER & MCKENZIE DR
S MAGNOLIA DR & CANDLEWYCK (Primary/Elem only)
S MAGNOLIA DR & GLEN MALCOLM
S MAGNOLIA DR & MAGNOLIA DR
S MAGNOLIA DR & WADSWORTH DR
419 SANDY DR (Primary/Elem only)
SANDY DR & ANDREW
SANDY DR & HODIL RD
SANDY DR & MCGINLEY DR
SANDY DR & TARTLINE DR
SAPLING & FERNLEDGE
SAPLING ST & ROSE DR
SAPLING ST & S PONDEROSA DR
SAPLING ST & STONINGTON DR
995 SAXONBURG BLVD
973 SAXONBURG BLVD
1044 SAXONBURG BLVD@ MOOSE LODGE
SAXONBURG BLVD @ KAY ST
SCOTT AVE & CLARE ST
SCOTT AVE & OAKWOOD AVE
SCOTT AVE & HAMILTON AVE
SCOTT AVE & HERRON LANE
SCOTT AVE & SHERWOOD RD
SEAVEY RD @ TOWNHOUSES
SEAVEY RD & CHRISTLER ST (VANS ONLY)
SEAVEY RD & ELBE DR
SEAVEY RD & EMERSON RD
SEAVEY RD & F ST
SEAVEY RD & JAMES ST (VANS ONLY)
SEAVEY RD & MT VERNON DR
SEAVEY RD & SCHWARTZ AVE
SEAVEY RD & SEAVEY HIGHLANDS
1317 SHARPSHILL RD
SHARPSHILL RD & ALETA ST
SHARPSHILL RD & BERNER ST @ FIREHALL
SHARPSHILL RD & BETHANY DR
SHARPSHILL RD & FOUNDRY ST
SHARPSHILL RD & ROBIN DEL DR
SHERMAN AVE & KOEHLER ST
127 SHIREHILL DR
SHIREHILL DR & BELLADONNA DR
SKYLARK DR & BELLADONNA DR
SKYLARK DR & WILLHAVEN DR
515 SOOSE RD
608 SOOSE RD
613 SOOSE RD
700 SOOSE RD @ CEMETERY
SOOSE RD & CHARLIE DR
SOOSE RD & FENWAY RD
SOOSE RD & HEATHER DR
SOOSE RD & OAKWOOD RD
SOOSE RD & SEAVEY RD SH
SPENCER LN EXT & HOLLY RIDGE
SPENCER LN EXT & SPENCER WOODS
3367 SPRING GARDEN@ FIRE HALL
3671 SPRING GARDEN
4100 SPRING GARDEN
4150 SPRING GARDEN
STANTON AVE @ STEPS

STANTON AVE & KAREN DR
STANTON AVE & SPRING ST MI
322 THOMPSON RUN RD
THOMPSON RUN & HORIZON DR
765 VENANGO
794 VENANGO
743 VENANGO AVE
VENANGO AVE & CAMBRIA PT
VENANGO AVE & COLONY OAKS DR
VENANGO AVE & JEFFERSON AVE
VENANGO AVE & SCHMITT AVE
VIENNESE DR & TRISTAN DR
206 VILSACK RD
215 VILSACK RD
617 VILSACK RD
626 VILSACK RD
VILSACK RD & LUCILLE ST
VILSACK RD & PARK LANE
VILSACK RD & SUNNYFIELD DR
VIRGINIA AVE & ALLISON DR
W SUTTER RD & ANGELINE
W SUTTER RD & BRIDLE RD
W SUTTER RD & CLEARVIEW DR SH
W SUTTER RD & ELMWOOD DR
W SUTTER RD & GREENFIELD RD
W SUTTER RD & HAMILTON AVE
W SUTTER RD & RICHARD
W SUTTER RD & SHADYCREST DR
W SUTTER RD & WYNNLAND RD
WASHINGTON ST & NAUMAN WAY
WASHINGTON ST & PARKER ST
WESTWOOD AVE & EMERSON RD
WESTWOOD AVE & OLD SOOSE RD
WETZEL RD @ KIWANIS PARK
WETZEL RD & VOLLMER DR
398 WIBLE RUN RD
594 WIBLE RUD RD (Primary/Elem only)
1021 WIBLE RUN RD @ ANDERSON RD (UPPER)
WIBLE RUN RD & ADA DR
WIBLE RUN RD & ASH DR
WIBLE RUN RD & BARBOUR DR
WIBLE RUN RD @ BAUERSTOWN FIRE HALL
WIBLE RUN RD & JOAN DR
WIBLE RUN RD & LYNMAR DR
WIBLE RUN RD & MARZOLF RD
WIBLE RUN RD & MCELHENY RD
WIBLE RUN RD & RIVIERA DR
WIBLE RUD RD & SCHAR CT (Primary/Elem only)
WIBLE RUN RD & SCOBBO DR
WIBLE RUN RD & SOOSE RD
WIBLE RUN RD & ST JOSEPH DR
WIBLE RUN RD & TOWNVIEW ST
WIBLE RUN RD & WETZEL RD
233 WILLETT RD (Primary/Elem only)
245 WILLETT RD
WILLETT RD & BLEIL DR
WILLETT RD & ELFINWILD RD
WILLETT RD & ROSEBRIAR
WILLOW ST & ELM ST
WILLOW ST & LINDEN ST
WILSON ST & CHARLES ST
WILSON ST & JONES ST
WILSON ST & WENDLIN

2015-16
Exception Requests

Supplement C.3 of August 12
for August 19, 2015

School of Residence	Requested School	Last Name	First Name	Grade
Reserve	to Marzolf	Walker	Aliyah	2
Burchfield	to Jeffery	Frazier	Addison	K

Shaler Area School District and W.L. Roenigk

Contract extension

2015-2016 School Year

Current Cost \$136.00

2015-16 \$136.00 + CPI

**GROGAN
GRAFFAM**

A PROFESSIONAL CORPORATION

August 7, 2015

Ronald J. Brown
Phone: 412-553-6343
Fax: 412-553-6701
E-mail: rbrown@groganraffam.com

Via Email

Mr. Charles Bennett
Director of Business Affairs
Shaler Area School District
1800 Mount Royal Boulevard
Glenshaw, PA 15116

RE: Appointment as Bond Counsel to Shaler Area School District

Dear Charlie:

The law firm of Grogan Graffam, P.C. is requesting appointment by the Board of the Shaler Area School District as bond counsel to the District in connection with future anticipated bond issue or bond issues to be undertaken by the District. We would provide all of the customary services of bond counsel and would quote a proposed fee for our services for approval at the time that the dollar amount and timing of the bond issues are set.

We appreciate the opportunity to again serve the District as bond counsel as we have over many prior bond issues. Please feel free to contact me with any questions.

Very truly yours,

Grogan Graffam, P.C.



Ronald J. Brown

RJB/rh

Electronics:

1	Hanging TV stand
1	Typewriter
9	Televisions
5	Slide/Film projectors
4	Printers
4	Speakers
4	Computers
1	Computer keyboard
5	VCRs
1	Record player
1	Overhead projector

Kitchen:

3	Silverware carts
2	Small tray carts
1	Large double sided tray cart
1	Pan rack
1	Glass top freezer
1	Freezer chest
2	Cash registers
1	Small water cooler

**Cabinets/
Carts**


12	Short file cabinets
2	Tall file cabinets
3	Metal cabinets
1	Short wooden shelf
1	Small rolling cabinet
1	Metal shelf
21	Metal carts
1	Metal music cabinet

Music:

1	Sousaphone
1	Snare drum
1	Bass drum
1	Box recorder harness
1	Box glockenspiels and bells
1	Box wire music stands
5	Boxes Holt music records
1	Auto harp
1	Bass drum head
5	Pianos
35	Plastic music stands
2	Piano benches
1	Cardboard box of music
1	Percussion basket
1	Cymbal
1	Small drum

Furniture:

6	Teacher desks
1	Workshop table
7	Rectangular tables
7	Folding rectangular tables
1	Circular table
7	Legless rectangle tables
16	Chairs
28	Student desks



August 10, 2015

Shaler Area School District
1800 Mt. Royal Boulevard
Glenshaw, PA 15116

Attention: Dr. Victor Morrone, Acting Superintendent

40 SHENANGO AVENUE
SHARON, PA 16146
TEL. (724) 981-8820
FAX (724) 981-4515

Re: Summary of Proposals for Boundary & Topographic Surveys &
Ground Penetrating Radar Utility Locations
Rogers Primary School
Shaler Area School District
HHS DR #4000

J. GREER HAYDEN, P.E., R.A.
ROBERT A. ENGLEBAUGH, R.A.
JOSEPH C. McLAUGHLIN, P.E.
ANDREAS N. DOMETAKIS, R.A.
VINCENT M. ORDINARIO, R.A.
MATTHEW P. FRANZ, R.A.

Dear Dr. Morrone,

HHS DR has requested four proposals to perform Boundary and Topographic Surveys and Ground Penetrating Radar Utility Locations at the Rogers Primary School Site. The following table summarizes the responses and associated costs for the four firms responding to the RFP:

C. ROBERT SCHAFER, R.A.
PAUL S. McCULLOUGH

Work Item	MDM	K.A.G.	Hampton	Liadis
Boundary/Topo Surveys	\$ 5,700.00	\$ 9,500.00	\$ 9,750.00	\$15,600.00
Legal Description	\$ 400.00	\$ 500.00	\$ 200.00	\$ 400.00
GPR Utility Locations	\$ 2,500.00	\$ 2,500.00	\$ 2,600.00	\$ 4,000.00
Totals	\$ 8,600.00	\$12,500.00	\$12,550.00	\$20,000.00

JOHN J. CARLY
BARBARA A. MATEJKA CCS
CHARLES A. ROZZI
JEFFREY L. TILLIA

A I A / N S P E

We have worked with all of the firms responding to our RFP in a professional capacity and believe that each is capable of performing the scope of work.

We recommend that Shaler Area School District authorize McIlvried, DiDiano & Mox to perform the Boundary and Topographic Surveys and Ground Penetrating Radar Utility Locations for a total of \$8,600.00.

Please do not hesitate to contact me should you have any questions regarding the proposals or work scope associated with them.

Sincerely,
HHS DR Architects/Engineers

John J. Carly ^{KCB}

John J. Carly

JJC:kcb

Enclosures

Cc: J. Greer Hayden, HHS DR

SHALER AREA SCHOOL DISTRICT

Resolution

BE IT RESOLVED, the Board of Directors of the Shaler Area School District approves the proposal of **McIlvried, DiDiano & Mox, LLC.** to provide Professional Survey Services for the Rogers Primary School site in the amount of **\$8,600.**

FURTHER, the Secretary is authorized to sign the proposal.

Stadium Weight Room Replacement

		#	cost	Total
1	5-50 York Rubber Coated Dumbbells	1	\$929.00	\$929.00
2	Body Solid OB60B 5' Olympic Bar	4	\$129.00	\$516.00
	Olympic Style Hex Bar	1	\$319.99	\$319.99
4	Body Solid Best Fitness BFR100 Power Rack	3	\$319.99	\$959.97
5	Body Solid GDR363 3-Tier horizontal dumbbell rack	1	\$199.99	\$199.99
6	Legend Performance Plyo Cushion Set	1	\$1,399.00	\$1,399.00
7	Body Solid PFID 130X Powerline FID Bench	3	\$199.99	\$599.97
	Subtotal			\$4,923.92
	(minus \$1,000 from track team)			-\$1,000.00
	Total			\$3,923.92

*This would bring the stadium weight room up to very current and use able standards for all track teams , cross country teams, middle school football and any other teams using stadium

Track Repairs

- | | | |
|---|---|--|
| 1 | Pole Vault Mat and Standards w/ shipping | .\$12,000 |
| 2 | Triple Jump Board Replaced | \$40 + personnel cost to replace |
| 3 | Long Jump Pit Repair Sand | \$500 + personnel cost to fix |
| 4 | Shot Put Pit Repair and Rock/Sand | \$500 + personnel cost to fix |
| 5 | Storage Repair | \$\$ personnel cost to input ventilation |

*a side note these storage boxes are an eyesore.
if construction occurs storage is going to be a necessity

6 District Track Surface repair:

6(A) Track patch repair kit. Gill Athletics

\$459/11 sq feet

Square footage approx. 600 sq feet

55 X \$459 = Total

\$25,245(+) plus labor (1 year +???)

6(B) Total Track Replacment/Outside Company repair

*contacted 7 or 8 companies who work with tracks about possibility of patch repair on track surface. Only one company would look at doing patch repair; Nagle Athletic Surfaces (Stadium Care Co.)

*Evidently a repair rep. from Nagle Athletic Surfaces had taken pictures of track in spring 2015, through his review he believes because of extensive delamination of track, patching would not even be a short time option. That other sections would be susceptible to tearing up at any time.

*United Sports Company: In speaking with rep, who produces material for repair, not installer, a track with more than 10-12 years of service without reconditioning would probably be impossible to repair for even a short term fix. The adhesive bonds holding track together have deteriorated and probably will continue to do in places not patched.

Companies contacted: AFS (athletic field services - no response,) Plexipave (email), Stadium Care Company (email and phone call conversation), Sportmaster (email no response), United Sports System (phone call), Sport Surfaces (email).

Replacment: approx. \$300,000



August 4, 2015

Mr. Charles Bennett
Board Secretary
Shaler Area School District
1800 Mount Royal Boulevard
Glenshaw, PA 15116

RE: PLANCON PART A: PROJECT JUSTIFICATION

PROJECT NO.: 3843
PROJECT BUILDING NAME: Rogers Primary School
TYPE WORK: Additions/Alterations
COUNTY: Allegheny
BOARD ACTION: June 10, 2015

Dear Mr. Bennett:

The materials for PlanCon Part A, "Project Justification," have been reviewed and approved. This approval is based on a limited review of the documents submitted. If information reviewed subsequent to this approval violates law, policy or procedure, the Department reserves the right to rescind any and all approvals materially affected.

Full time equivalent and rated pupil capacities for this project building are as follows:

	Full Time Equivalent Capacity			Rated Pupil Capacity
	<u>New</u>	<u>Existing</u>	<u>Total</u>	
Elementary	236	323	559	776

Please note the corrections to Pages A09, A10, A18, A19, A20, A21, and A22.

Calculations indicate that a public hearing must be held on this construction project in accordance with Act 34 of 1973. Draft copies of the Act 34 hearing advertisement and the project description must be submitted to the Department prior to their publication and public distribution to ensure that all Act 34 of 1973 legal requirements will be met for this project building. Sections 349.12 and 349.13 of the School Building Standards specify the information which must be contained in the notice of public hearing and the project description. We will advise you of the appropriateness of the notice of public hearing and project description as promptly as possible. For a summary of Act 34 requirements, refer to PlanCon Part D, "Project Accounting Based on Estimates," Attachment A, "Act 34 of 1973 Requirements for First Public Hearing."

As a condition of reimbursement, the entire project building must be brought up to prevailing educational and reasonably current construction standards. For alterations to existing structures, reimbursement for roof replacement and asbestos abatement (if applicable) are each limited to twenty percent (20%) of the remaining assignable alteration costs. Reimbursement for site development is limited to ten percent (10%) of adjusted structure costs for new construction; site development costs for existing structures are non-reimbursable. For all non-vocational projects, reimbursement for movable fixtures and equipment is limited to five percent (5%) of adjusted structure costs; for all vocational projects, reimbursement for

Mr. Bennett
Page 2
August 4, 2015

movable fixtures and equipment is limited to twenty percent (20%) of adjusted structure costs. Please note that both estimated and actual costs for movable fixtures and equipment, and architect's fee thereon, will not be considered for reimbursement until PlanCon Part J, "Project Accounting Based on Final Costs," is processed by the Division of Budget and School Facilities.

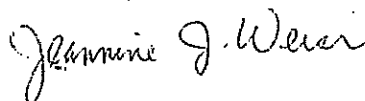
For all projects, a "Prime Contractor Certification" (Page G08) will be required from each prime contractor as part of the PlanCon Part G, "Project Accounting Based on Bids" submission. Specifications should require that such information be provided by the successful bidders.

Section 731 of the Public School Code of 1949 states that no public school building shall be contracted for, constructed, or reconstructed in any school district of the second, third, or fourth class until plans and specifications have been approved by the Department of Education. Departmental approval of final plans and specifications only occurs upon the issuance of written approval of PlanCon Part F, "Construction Documents." For the Philadelphia City and Pittsburgh School Districts, PlanCon Part F must be approved by the department prior to entering into contracts for a school construction project to qualify for state reimbursement. Failure to comply with the applicable statutory or Departmental requirement will result in denial of reimbursement for this project.

The school district should be aware that Departmental approval of PlanCon Part F for this project does not guarantee reimbursement for this project. This project will be deemed eligible for reimbursement only upon written approval of PlanCon Part G, "Project Accounting Based on Bids." Calculation of the temporary reimbursable percent for the project's financing occurs at PlanCon Part H, "Project Financing." The permanent reimbursable percent is calculated at PlanCon Part J, "Project Accounting Based on Final Costs."

This document and appended materials should be entered into the minutes of the next Board meeting. If you have any questions, please contact James Vogel at 717.787.5993.

Sincerely,



Jeannine J. Weiser, Chief
Division of Budget and School Facilities

Attachments

cc: HHS DR Architects & Engineers
Architectural Consultant
Project File - 3842
Log (P1614)

0 = 06

SUMMARY OF OWNED BUILDINGS AND LAND

District/CTC: Shaler Area School District Project Name: Rogers Primary School Grades: K - 3

#1	PRESENT				PLANNED					
	#2	#3	#4	#5	#6	#7	#8	#9	#10	#11
NAME OF BUILDING OR SITE (INCLUDING DAO AND VACANT LAND) OWNED BY SCHOOL DISTRICT/CTC	CONSTRUCTION AND/OR RENOVATION DATES (BID OPENING DATES)	SITE SIZE (ACRES)	GRADE LEVELS	BUILDING FTE	CONVERSION / DISPOSITION AND PLANNED COMPLETION DATE BASED ON OPTION CHOSEN	SITE SIZE (ACRES)	GRADE LEVELS	PLANNED BUILDING FTE	PDE PROJECTED GRADE LEVEL ENROLLMENT 10 YEARS INTO THE FUTURE	FTE MINUS ENROLLMENT (#9 - #10)
Reserve Primary School /	1955, 1987	4.25	K-3	/ 275	Additions and Alterations - 8/2018	4.25	K-3	/ 300	XXXXXXXXXX	XXXXXXXXXX
Jeffery Primary School /	1955, 1987, 2001	3.85	K-3	/ 250	CLOSE - 12/2021 /	3.85			XXXXXXXXXX	XXXXXXXXXX
Rogers Primary School /	1960, 1967, 1987	9.45	K-3	/ 250	Additions and Alterations - 6/2017	9.45	K-3	/ 600	XXXXXXXXXX	XXXXXXXXXX
Marzolf Primary School /	1968, 1987	9	K-3	/ 450	Additions and Alterations - 8/2020	9	K-3	/ 525	XXXXXXXXXX	XXXXXXXXXX
Burchfield Primary School /	1964, 1968, 1971, 1980 (37)	10.8	K-3	/ 525	Additions and Alterations - 8/2019	10.8	K-3	/ 550	XXXXXXXXXX	XXXXXXXXXX
Subtotal	XXXXXXXXXX	XXX	XXXX	/ 1,750	XXXXXXXXXXXXXXXXXXXXXXXXXX	XXX	XXXX	/ 1,975	/ 1,512	/ 463
Shaler Area Elementary School /	1957, 1959, 1961, 1968, 1987, 1990, 1991, 2003, 2008 FORMER MIDOLE SCHOOL	22	4-6	/ 1,125	Additions and Alteration - 12/2021	22	4-6	/ 1,225	XXXXXXXXXX	XXXXXXXXXX
Subtotal	XXXXXXXXXX	XXX	XXXX	/ 1,125	XXXXXXXXXXXXXXXXXXXXXXXXXX	XXX	XXXX	/ 1,225	/ 1,107	/ 118
Shaler Area Middle School / DAO	1998, 2008	23	7-8	/ 1,030	Maintain /	23	7-8	/ 1,030	XXXXXXXXXX	XXXXXXXXXX
Subtotal	XXXXXXXXXX	XXX	XXXX	/ 1,030	XXXXXXXXXXXXXXXXXXXXXXXXXX	XXX	XXXX	/ 1,030	/ 751	/ 279
Shaler Area High School /	1970, 1996, 2001	1	9-12	/ 2,206	Maintain /		9-12	/ 2,206	XXXXXXXXXX	XXXXXXXXXX
Buildings, Grounds, & Maintenance Facility	1970, 1996, 2001	1			Maintain	1			XXXXXXXXXX	XXXXXXXXXX
Subtotal	XXXXXXXXXX	XXX	XXXX	/ 2,206	XXXXXXXXXXXXXXXXXXXXXXXXXX	XXX	XXXX	/ 2,206	/ 1,495	/ 711
TOTAL	XXXXXXXXXX	XXX	XXXX	/ 6,111	XXXXXXXXXXXXXXXXXXXXXXXXXX	XXX	XXXX	/ 6,436	/ 4,865	/ 1,571

ACTIONS TO BE TAKEN IN THE FUTURE IF PROJECTIONS COME TRUE
AND THE SCHOOL DISTRICT EXPERIENCES EXCESS OR INSUFFICIENT CAPACITY
(FTE MINUS PROJECTED ENROLLMENT (Col. 11) > + or - 300)

CHECK IF APPLICABLE:

EXPAND PROGRAMS OR COURSE OFFERINGS

PROVIDE SPACE FOR USE BY COMMUNITY GROUPS OR SERVICE AGENCIES

OFFER FULL-TIME KINDERGARTEN OR PRE-SCHOOL

REDUCE CLASS SIZE

CLOSE SCHOOL(S)

OTHER (DESCRIBE): _____

*per district/Architect 7/28/15

ENROLLMENT PROJECTIONS BY GRADE LEVEL

District/CTC: Shaler Area School District	Project Name: Rogers Primary School	Grades: K - 3
---	---	-------------------------

ENROLLMENT PROJECTIONS FOR PROJECT BUILDING GRADES

A. Current Elementary/Secondary Public Enrollment For October (See instructions for further direction.)	<u>1-2014 2011</u>	
1. Current District Enrollment For Grades K-12		<u>4,562 4768</u>
2. Current Enrollment For Project Building Grades (See instructions for further direction)	<u>K' - 3'</u>	<u>1,330 1330</u>
3. Current Enrollment For Project Building Grades + 10% <u>or</u> 15% (A2 times 1.10 For Districts With Total Enrollment > 1500 <u>or</u> A2 times 1.15 For Districts With Total Enrollment =< 1500)		<u>1,463 1470</u>
B. PDE Enrollment Projections, Dated <u>July 2012</u>		
Highest Projected Enrollment for Project Grades (See instructions for further direction)		<u>1,512 /</u>
C. District Projected Enrollment*		
Source Document(s), Date Prepared and Page Number(s): Demographic School Analysis: Population Projections for the Shaler Area School District Prepared: February 21, 2014 Page 46	SUBMIT DISTRICT PROJECTED ENROLLMENT DOCUMENTATION	<u>1,531</u>
D. Highest Projected Enrollment (highest of A3, B or C)	<i>USE</i>	<u>1,531 1512</u>
E. Planned Capacity for Project Grades (A09, Project Grades Subtotal from Col. #9)	<i>⊗ PDE'S FIGURES AND REVISIT AT PART F</i>	<u>1,975 /</u>
F. Enrollment to Capacity Adjustment Factor (D divided by E)		<u>0.7752 7650</u>
		(ROUND TO 4 DEC PL; MAXIMUM = 1.0000)

*If this project's Highest Projected Enrollment (line D) is based on district-generated enrollment projections (line C), provide the projections and supporting documentation.

ACT 34 OF 1973: SUBSTANTIAL ADDITION DETERMINATION

Act 34 of 1973 applies to all new school buildings, district administration offices, and substantial building additions. A building addition is considered substantial when its planned architectural area divided by the existing structure's architectural area is greater than 20%. If your project includes an addition, use the following calculations to determine the applicability of Act 34.

⊗ per district/Architect 7/28/15

G. Architectural Area - Addition	<u>36,345</u>	sq. ft.
H. Architectural Area - Existing Structure	<u>29,665</u>	sq. ft.

(G divided by H times 100)	<u>122.52</u>	%
	(ROUND TO 2 DEC PL)	HEARING REQUIRED

Act 34 of 1973 requires a public hearing and the distribution of specific project information for school construction projects involving the construction of a new building or a substantial addition to an existing structure. If Act 34 hearing requirements apply to this project, draft copies of the Act 34 hearing advertisement and the project description must be submitted to the Department of Education for review and approval prior to advertising for the hearing as well as prior to their publication and public distribution to ensure that all Act 34 requirements will be met for this project.

ROOM SCHEDULE ADJUSTMENTS

District/CTC: **Shaler Area School District** Project Name: **Rogers Primary School** Grades: **K - 3**

PROJECT PLANNED SPACES - SCHEDULED AREA ONLY

#1	#2	EXISTING				NEW				TOTAL	
		#3 UNIT AREA SQ FT	#4 NUMBER OF UNITS	#5 TOTAL AREA SQ FT	#6 TOTAL FTE CAP	#7 UNIT AREA SQ FT	#8 NUMBER OF UNITS	#9 TOTAL AREA SQ FT	#10 TOTAL FTE CAP	#11 TOTAL AREA SQ FT	#12 TOTAL FTE CAP
ELEMENTARY	XXX	XXXXX	XXXXX	XXXXX	XXXX	XXXXX	XXXXX	XXXXX	XXXX	XXXXXX	XXXXXX
PROJECT ELEM CAP	XXX	XXXXX	XXXXX	13,425	325	XXXXX	XXXXX	26,320	275	39,745	600
KINDERGARTEN DEDUCT FOR HALF-TIME PRGM	-25	XXXXX		XXXXX		XXXXX		XXXXX		XXXXXXX	
ADJUSTED ELEM CAP	XXX	XXXXX	XXXXX	XXXXX	325	XXXXX	XXXXX	XXXXX	275	XXXXXXX	600
ENR/CAP ADJ FACTOR	XXX	XXXXX	XXXXX	XXXXX	0.7752	XXXXX	XXXXX	XXXXX	0.7752	XXXXXXX	0.7752
JUSTIFIED ELEM	XXX	XXXXX	XXXXX	XXXXX	252	XXXXX	XXXXX	XXXXX	248	XXXXXXX	465
REG PRE-SCHOOL 660+*	25				248				211		459
SP ED PRE-SCHOOL 660+*	25										
SP ED 660+ SQ FT	25	660	1.0	660	25					660	25
SP ED 660+ SQ FT	25	695	1.0	695	25					695	25
SP ED 660+ SQ FT	25	915	1.0	915	25					915	25
SP ED 660+ SQ FT	25					800	1.0	800	25	800	25
SP ED 660+ SQ FT	25										
SP ED 660+ SQ FT	25										
SP ED 660+ SQ FT	25										
SP ED RESOURCE ROOM > 400 SQ FT	**										(MAX=25)
SP ED RESOURCE ROOM > 400 SQ FT	XXX				XXXX				XXXX		XXXXXX
SP ED < 401 SQ FT ^{Sp=H}	XXX	315	1.0	315	XXXX				XXXX	315	XXXXXX
SP ED < 401 SQ FT	XXX				XXXX	323		230	XXXX		XXXXXX
ADJUSTED ELEMENTARY	XXX	XXXXX	XXXXX	16,010	327	XXXXX	XXXXX	27,120	288	43,130	565
MIDDLE/SECONDARY	XXX	XXXXX	XXXXX	XXXXX	XXXX	XXXXX	XXXXX	XXXXX	XXXX	XXXXXX	XXXXXX
PROJECT MS/SEC UTIL	XXX	XXXXX	XXXXX			XXXXX	XXXXX				559
ENR/CAP ADJ FACTOR	XXX	XXXXX	XXXXX	XXXXX	0.7752	XXXXX	XXXXX	XXXXX	0.7752	XXXXXX	0.7752
JUSTIFIED MS/SEC	XXX	XXXXX	XXXXX	XXXXX		XXXXX	XXXXX	XXXXX		XXXXXX	
SP ED 660+ SQ FT	25										
SP ED 660+ SQ FT	25										
SP ED 660+ SQ FT	25										
SP ED 660+ SQ FT	25										
SP ED 660+ SQ FT	25										
SP ED 660+ SQ FT	25										
SP ED 660+ SQ FT	25										
SP ED RESOURCE ROOM > 400 SQ FT	**										(MAX=25)
SP ED RESOURCE ROOM > 400 SQ FT	XXX				XXXX				XXXX		XXXXXX
SP ED < 401 SQ FT	XXX				XXXX				XXXX		XXXXXX
SP ED < 401 SQ FT	XXX				XXXX				XXXX		XXXXXX
ADJUSTED MS/SEC	XXX	XXXXX	XXXXX			XXXXX	XXXXX				

* Regular and Special Education Pre-School rooms must meet the requirements addressed in the Part A instructions. Verification that the requirements will be met must be submitted with Part A.

** Justified Elementary or Middle/Secondary Capacity (Col. 12) divided by 25. The maximum capacity that may be reported in column #12 is 25. See Part A instructions for a more detailed explanation.

PROJECT FULL TIME EQUIVALENTS

District/CTC: Shaler Area School District	Project Name: Rogers Primary School	Grades: <u> K </u> - <u> 3 </u>
--	--	--

PROJECT PLANNED SPACES - SCHEDULED AREA ONLY											
		EXISTING				NEW				TOTAL	
#1	#2	#3	#4	#5	#6	#7	#8	#9	#10	#11	#12
NAME OF SPACE	UNIT FTE CAP	UNIT AREA SQ FT	NUMBER OF UNITS	TOTAL AREA SQ FT	TOTAL FTE CAP	UNIT AREA SQ FT	NUMBER OF UNITS	TOTAL AREA SQ FT	TOTAL FTE CAP	TOTAL AREA SQ FT	TOTAL FTE CAP
ADJUSTED ELEMENTARY	XXX	XXXXXX	XXXX	16,010	32327	XXXX	XXXX	127,120	236238	143,130	565
ADJUSTED MS/SEC	XXX	XXXXXX	XXXX			XXXXXX	XXXX				559
NATATORIUM *		XXXXXX	XXXX			XXXX	XXXX				
NATATORIUM LOCKER ROOM, DRYING & SHOWER RM - BOYS	XXX	XXXXXX	XXXX		XXXXXX	XXXX	XXXX		XXXXXX		XXXXXX
NATATORIUM LOCKER ROOM, DRYING & SHOWER RM - GIRLS	XXX	XXXXXX	XXXX		XXXXXX	XXXX	XXXX		XXXXXX		XXXXXX
DIST ADMIN OFFICE	XXX	XXXXXX	XXXX			XXXX	XXXX				
VOCATIONAL	XXX	XXXXXX	XXXX			XXXX	XXXX				
PRJT BUILDING TOTAL	XXX	XXXXXX	XXXX	16,010	XXXXXX	XXXX	XXXX	127,120	XXXXXX	143,130	XXXXXX

* REFER TO THE PART A INSTRUCTIONS TO DETERMINE IF CAPACITY SHOULD BE ASSIGNED.

COMPARATIVE DESIGN ANALYSIS

District/CTC: Shaler Area School District	Project Name: Rogers Primary School	Grades: <u> K - 3 </u>
--	--	---------------------------------------

SCHEDULED AREA

A. Planned Scheduled Area - Total	<u>43,130</u> <small>(A19, ADJ ELEM)</small>	+		=	<u>43,130</u> sq. ft.
B. Recommended Scheduled Area					
1. Adjusted FTE - Total	<u>508 559</u> <small>(A19, ADJ ELEM)</small>				
2. Recommended Square Feet per student	58		78		
3. Recommended Scheduled Area (B1 times B2)	<u>32,422</u> <u>32,770</u>	+		=	<u>32,422</u> <u>32,770</u> sq. ft.
C. Difference between Planned and Recommended Scheduled Areas (A minus B3)					<u>10708</u> <u>10,360</u> sq. ft.
D. Difference as a Percent of Recommended Scheduled Area (C divided by B3 times 100)				PROVIDE JUSTIFICATION	<u>33.03</u> <u>31.61</u> % <small>(CARRY TO 2 DEC PL)</small>

If Line D is greater than minus 10%, refer to instructions for the Comparative Design Analysis Adjustment calculation on A22 form. If Line D is greater than plus 10%, justification for the excess scheduled area must be provided. Check the following if applicable: /

- LARGER THAN NORMAL SCHEDULED AREAS REQUIRED TO ACCOMMODATE EDUCATIONAL PROGRAMS AND COMMUNITY NEEDS
- LARGER THAN NORMAL SCHEDULED AREAS DUE TO EXISTING BUILDING CONDITIONS
- RELATIVELY LOW ENROLLMENT TO CAPACITY ADJUSTMENT FACTOR (A10, Line F)
- OTHER (DESCRIBE): _____

ARCHITECTURAL TO SCHEDULED AREA

E. Planned Architectural Area for Total Building					
1. Existing	<u>29,665</u> <small>(A10, LINE H)</small>				sq. ft.
2. New/Addition	<u>36,345</u> <small>(A10, LINE G)</small>				sq. ft.
3. Total					<u>66,010</u> sq. ft.
F. Planned Scheduled Area for Total Building					<u>43,130</u> sq. ft. <small>(A19, PRJT BLDG TOT)</small>
G. Planned Architectural Area divided by Planned Scheduled Area (E3 divided by F)					<u>1.530</u> <small>(CARRY TO 3 DEC PL)</small>

If the above ratio of architectural area to scheduled area for this building is greater than 1.58, justification for excess architectural area must be provided. Check the following if applicable: /

- LARGER THAN NORMAL LOBBIES AND ENTRANCE AREAS
- LARGER THAN NORMAL STORAGE AREAS
- OTHER (DESCRIBE): _____
- SINGLE-LOADED CORRIDORS
- LARGER THAN NORMAL STAIRWAYS

20% RULE FOR ALTERATION COSTS FOR NON-VOCATIONAL PROJECTS

District/CTC: Shaler Area School District	Project Name: Rogers Primary School	Grades: <u> K </u> - <u> 3 </u>
---	---	---

A. Estimated Alteration Costs		\$ / 5,471,720 <small>(A04, Line F-EXIST)</small>
B- 1. Movable Fixtures & Equipment and Architect's Fee	\$ _____ <small>(A04, Line C-EXIST)</small>	
2. Site Development and Architect's Fee	\$ / 508,000 <small>(A04, Line J-EXIST)</small>	
3. Asbestos Abatement and EPA-Certified Designer's Fee	\$ / 30,000 <small>(A04, Line K-EXIST)</small>	
4. Roof Replacement and Architect's Fee	\$ _____ <small>(A04, Line L-EXIST)</small>	
5. Building Purchase	\$ _____ <small>(A04, Line M)</small>	
6. Adjustment (B-1 plus B-2 and B-3 and B-4 and B-5)		\$ / 538,000

C. Adjusted Estimated Alteration Costs (line A minus line B-6) \$ / 4,933,720

D- 1. Adjusted FTE				
	<u>327323</u>			
	<small>(A19, ADJ ELEM-EXIST)</small>	<small>(A19, ADJ MS/SEC-EXIST)</small>		<small>+ NAT/DRO-EXIST)</small>
2. Recommended Square Feet per student	92		123	
3. Recommended Architectural Area (D-1 times D-2)	<u>29716</u> 36,084	+	<u> </u>	= <u>29716</u> 36,084 sq. ft.

E. Median Construction Cost Per Square Foot		\$174
F. Replacement Costs (D-3 times E)	5,170,584	\$ <u>5,234,646</u>
G. 20% Rule (F times .20)	1,034,117	\$ <u>1,046,923</u>

If the Adjusted Estimated Alteration Costs (line C) are less than line G, provide information justifying a variance from this Departmental requirement. The justification must include an explanation as to why this is the best option for the district. Please note that based on the provisions of Basic Education Circular (BEC) 24 P.S. § 7-733, "School Construction Reimbursement Criteria," if the Adjusted Estimated Alteration Costs for this project fall below 20% of the replacement value at the time this project is bid, the alteration work will be non-reimbursable. If the project is not voided and the District still receives reimbursement for any additions, the project building will not be eligible for reimbursement for alterations for the next 20 years unless a request for a variance is approved by the Department.

FULL TIME EQUIVALENTS CONVERTED TO RATED PUPIL CAPACITY

District/AVTS: Shafer Area School District	Project Name: Rogers Primary School	Grades: K - 3
---	--	------------------

**COMPARATIVE DESIGN ANALYSIS ADJUSTMENT -
ONLY COMPLETE THIS SECTION IF A20, LINE D IS GREATER THAN -10%**

I. DIFFERENCE AS PERCENT OF RECOMMENDED SCHEDULED AREA (only enter A20, line D if value is greater than -10%)	_____
II. MINIMUM VARIANCE (A20)	-10.00%
III. DIFFERENCE	_____

ELEMENTARY

	EXISTING	NEW	TOTAL
A. ADJUSTED ELEMENTARY FTE (A19, ADJ ELEM)	323 327	236 238	559
B. MIDDLE/SECONDARY SCHOOL ELEMENTARY FTE (Use this section for schools with both elementary and secondary grades on the Middle/Secondary Room Schedule)			
1. Number of Elementary Grades (K-6) on the Middle/Secondary Room Schedule (Pages A13-A15)	_____		
2. Total Number of Grades (K-12) on the Middle/Secondary Room Schedule (Pages A13-A15)	_____		
3. Elementary Grades Divided By Total Number of Grades (B-1 divided by B-2)			(ROUND TO 4 DEC PL)
4. Adjusted MS/SEC FTE (A19, ADJ MS/SEC)	_____	+	_____
5. MS Elementary FTE (B-3 times B-4; round to whole number)	_____		
C-1. Total Elementary FTE (A plus B-5)	323 327	236 238	559
2. Elementary FTE Reduction (if III < 0%, III times C-1; else 0)	_____		
3. Total Elementary FTE based on Comparative Design Analysis	323 327	236 238	559 (FTE)
4. Rated Pupil Capacity Factor			1.388263875
5. Elementary Rated Pupil Capacity (C-3 times C-4)			783 770 (RPC)

SECONDARY

D. ADJUSTED MIDDLE/SECONDARY FTE (A19, ADJ MS/SEC)	_____	_____	
E. LESS: MS Elementary FTE (B-5)	_____		
F-1. TOTAL MIDDLE/SECONDARY FTE (D minus E)	_____	+	_____
2. Middle/Secondary FTE Reduction (if III < 0%, III times F-1; else 0)	_____		
3. Total Middle/Secondary FTE based on Comparative Design Analysis	_____	+	_____ (FTE)
4. Rated Pupil Capacity Factor			
5. Middle/Secondary Rated Pupil Capacity (F-3 times F-4)			_____ (RPC)
G-1. NATATORIUM FTE (A19, NAT)	_____	+	_____
2. Natatorium Rated Pupil Capacity (G-1 times 1.11)			_____ (RPC)
H-1. CENTRAL DISTRICT ADMIN OFFICE FTE (A19, DAO)	_____	+	_____
2. DAO Rated Pupil Capacity (H-1 times 1.11)			_____ (RPC)
I. TOTAL SECONDARY (F-5 plus G-2 and H-2)	_____ (FTE)	_____ (FTE)	_____ (RPC)

VOCATIONAL

J. VOCATIONAL	_____	X	_____
	(A19, VOC FTE)		(RPC FACTOR)
			_____ (RPC)



August 4, 2015

Mr. Charles Bennett
Board Secretary
Shaler Area School District
1800 Mount Royal Boulevard
Glenshaw, PA 15116

RE: PLANCON PART B: SCHEMATIC DESIGN

PROJECT NO.: 3843
PROJECT BUILDING NAME: Rogers Primary School
TYPE WORK: Additions/Alterations
COUNTY: Allegheny

Dear Mr. Bennett:

The materials for PlanCon Part B, "Schematic Design," have been reviewed for the general overall organization and relationships of the spaces, circulation patterns, and the utilization and adequacy of the site. The Schematic Design of the project is approved subject to further refinement in preparation for PlanCon Part E, "Design Development." This approval is based on a limited review of the documents submitted. If information reviewed subsequent to this approval violates law, policy or procedure, the Department reserves the right to rescind any and all approvals materially affected.

You are advised that in all school buildings erected after May 1, 1925, or buildings leased or used for school purposes, all entrance and exit doors, as well as all doors leading to or from all regular, special, or general rooms, shall open outward, in accordance with 24 P.S. § 7-739.

Provisions for acoustical separation between the Music Classroom and the adjacent Classroom are advisable.

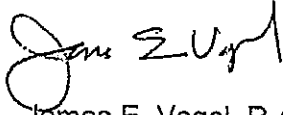
Section 731 of the Public School Code of 1949 states that no public school building shall be contracted for, constructed, or reconstructed, in any school district of the second, third, or fourth class until plans and specifications have been approved by the Department of Education. Departmental approval of final plans and specifications only occurs upon the issuance of written approval of PlanCon Part F, "Construction Documents." For the Philadelphia City and Pittsburgh School Districts, PlanCon Part F must be approved by the Department prior to entering into contracts for a school construction project to qualify for state reimbursement. Failure to comply with the applicable statutory or Departmental requirement will result in denial of reimbursement for this project.

The district should be aware that Departmental approval of PlanCon Part F for this project does not guarantee reimbursement for this project. This project will be deemed eligible for reimbursement only upon written approval of PlanCon Part G, "Project Accounting Based on Bids." Calculation of the temporary reimbursable percent for the project's financing occurs at PlanCon Part H, "Project Financing." The permanent reimbursable percent is calculated at PlanCon Part J, "Project Accounting Based on Final Costs."

Mr. Bennett
Page 2
August 4, 2015

This document should be entered into the minutes of the next Board meeting.

Sincerely,

A handwritten signature in black ink, appearing to read "James E. Vogel". The signature is written in a cursive style with a large initial "J".

James E. Vogel, R.A. NCARB
Architectural Consultant
Division of Budget & School Facilities
Bureau of Budget and Fiscal Management

cc: HHS DR Architects & Engineers
Project File - 3843
Architectural File
Log

Rogers Primary School

New vs. Renovated Advantages and Disadvantages



Advantages

1. Consistent Classroom Sizes
2. Allows for grades levels to be grouped together
3. Separate Cafeteria and Multi-Purpose
4. Provides more space in Art, Music, Library and Office
5. Provides space above ceiling for ducted HVAC system
6. Provides more Parking Spaces
7. Provides better Site Circulation
8. Greater setback for more Security

NEW BUILDING

Disadvantages

1. Higher Cost
2. Ball fields will be lost

Advantages

1. Lower Cost
2. Provides more Green Space, retains the Ball fields


EXISTING BUILDING

Disadvantages

1. Loss of Advantages shown above
2. Basement space for Storage only

Rogers Primary School

New vs. Renovated



	<u>Renovated</u>	<u>New</u>
Cost	\$15,904,000	\$23,265,000
Size in square feet	66,000	75,270
Height	1-story	two-story
Parking Spaces	95	274
Playground	yes	yes
Ball Field	yes	no
Classrooms (6 / grade)	24 @ 805 to 900 s.f.	24 @ 810 s.f.
Speech	1 @ 315 s.f.	1 @ 300 s.f.
Title I	1 @ 425 s.f.	1 @ 460 s.f.
Special Education	4 @ 660 to 900 s.f.	4 @ 800 s.f.
Art	1 @ 800 s.f.	1 @ 1,000 s.f.
Music	1 @ 805 s.f.	1 @ 1,000 s.f.
Library	1 @ 2,140 s.f.	1 @ 2,300 s.f.
Computer	1 @ 805 s.f.	1 @ 800 s.f.

Rogers Primary School

New vs. Renovated



	<u>Renovated</u>	<u>New</u>
Multi-Purpose / Cafeteria	1 @ 7,950 s.f.	--
Multi-Purpose	--	1 @ 6,000 s.f.
Cafeteria (200 seats)	--	1 @ 3,095 s.f.
Stage	1 @ 930 s.f.	1 @ 1,415 s.f.
Office / Guidance	1 @ 1,280 s.f.	1 @ 2,265 s.f.
Nurse	1 @ 620 s.f.	1 @ 600 s.f.
Faculty (#1)	1 @ 305 s.f.	1 @ 325 s.f.
Faculty (#2)	--	1 @ 560 s.f.
Kitchen	1 @ 2,700 s.f.	1 @ 2,700 s.f.

2016
Exception Requests

	KDG			1st			2nd			3rd		
	Students	# Classes	Average	Students	# Classes	Average	Students	# Classes	Average	Students	# Classes	Average
Total	305	13	23.46	330	15	22.00	352	16	22.00	320	14	22.857
Burchfield	100	4	25.00	101	5	20.20	103	4	25.75	97	4	24.250
Jeffery	47	2	23.50	43	2	21.50	40	2	20.00	44	2	22.000
Marzolf	79	3	26.33	95	4	23.75	95	4	23.75	81	4	20.250
Reserve	40	2	20.00	42	2	21.00	58	3	19.33	50	2	25.000
Rogers	39	2	19.50	49	2	24.50	56	3	18.67	48	2	24.000

Does not include speech only students at Rogers

Isaiah Galvas (1)

Sofia Galvas (3)

Aidan Flaherty (2)

Nora Flaherty (2)

Alex Miros (2)

	School		
	Students	# Classes	Average
Total	1307	58	22.53
Burchfield	401	17	23.59
Jeffery	174	8	21.75
Marzolf	350	15	23.33
Reserve	190	9	21.11
Rogers	192	9	21.33