

Date: 09/08/16
Time: 16:17:20

Shaler Area School District
Supplement C.1A 9-21-2016
2016-2017

Page: 1
BAR046i

Account Number	Description	Amount
CEN44 21ST CENTURY SOUND & SECURITY		
10-2620.430.000.19.00/262043019	MAINT - REPAIRS - ELEM SCH	\$129.00
ABC55 ABC-CLIO		
10-2250.648.000.31.00/225064831	LIBRARY - ELEC MEDIA BOOKS&PERIODICALS - HS	\$3,360.00
ABC21 ABC GLASS & MIRROR, LLC		
10-2620.610.000.13.00/262061013	MAINT - GEN SUP - MARZOLF	\$131.80
10-2620.610.000.19.00/262061019	MAINT - GEN SUP - ELEM SCH	\$93.94
	Vendor Total	\$225.74
ABC06 ABCO FIRE PROTECTION INC		
10-2620.430.000.19.00/262043019	MAINT - REPAIRS - ELEM SCH	\$250.00
10-2620.430.000.35.00/262043035	MAINT - REPAIRS - MIDDLE SCHOOL	\$250.00
	Vendor Total	\$500.00
ACE11 ACE EDUCATIONAL SUPPLIES		
10-1110.610.000.11.00/1161011	GENERAL SUPPLIES - BURCHFIELD	\$164.62
AED32 AED SUPERSTORE		
10-1110.610.000.31.08/6103108	SUPPLIES - HS HEALTH & PHYS ED	\$1,262.48
AG54 AG iREPAIR ASSETGENIE, INC		
10-1110.438.000.31.00/1143831	MAINT&REPAIR INFOR TECH EQ/INFRA - HIGH SCHOOL	\$1,068.00
10-1110.438.000.31.00/1143831	MAINT&REPAIR INFOR TECH EQ/INFRA - HIGH SCHOOL	\$178.00
10-1110.438.000.31.00/1143831	MAINT&REPAIR INFOR TECH EQ/INFRA - HIGH SCHOOL	\$951.00
10-1110.438.000.31.00/1143831	MAINT&REPAIR INFOR TECH EQ/INFRA - HIGH SCHOOL	\$1,020.00
	Vendor Total	\$3,217.00
AIU00 ALLEGHENY INTERMED. UNIT		
10-2620.538.000.00.00/2620538	TRANSPORT/TELECOMMUNICATIONS	\$1,525.00
10-2620.538.000.00.00/2620538	TRANSPORT/TELECOMMUNICATIONS	\$1,525.00
10-2818.618.000.00.00/2818618	SOFTWARE SUPPLIES & LICENSING	\$660.00
10-2839.330.000.00.00/2830330	PURCH OTHER PROF SVC	\$3,000.00
	Vendor Total	\$6,710.00
ALL55 ALLIED WASTE SERVICES REPUBLIC SERVICES #264		
10-2620.411.000.11.00/262041111	MAINT -DISPOSAL SERVICES - BURCHFIELD	\$313.95
10-2620.411.000.12.00/262041112	MAINT - DISPOSAL SERVICES - JEFFERY	\$307.65
10-2620.411.000.13.00/262041113	MAINT - DISPOSAL SERVICES - MARZOLF	\$313.95
10-2620.411.000.14.00/262041114	MAINT - DISPOSAL SERVICES - RESERVE	\$304.50
10-2620.411.000.19.00/262041119	MAINT - Disposal Services - ELEM SCHOOL	\$694.55
10-2620.411.000.31.00/262041131	MAINT - DISPOSAL SERVICES - HS	\$782.24
10-2620.411.000.35.00/262041135	MAINT - DISPOSAL SERVICES - MIDDLE SCHOOL	\$899.55
	Vendor Total	\$3,616.39
AMA12 AMAZON.COM		
10-1110.610.000.31.08/6103108	SUPPLIES - HS HEALTH & PHYS ED	\$182.10
AME62 AMERICAN CLASSICAL LEAGUE		
10-1110.640.000.31.00/1164031	INSTRUCTIONAL - BOOKS - HIGH SCHOOL	\$551.00
AME35 AMERICAN RED CROSS		
10-1110.610.000.31.08/6103108	SUPPLIES - HS HEALTH & PHYS ED	\$228.00
10-3390.610.000.00.00/3390610	GENERAL SUPPLIES	\$133.00
	Vendor Total	\$361.00

Date: 09/08/16
Time: 16:17:20

Shaler Area School District
Supplement C.1A 9-21-2016
2016-2017

Page: 2
BAR046i

Account Number	Description	Amount
AND21 ANDREWS & PRICE, LLC		
10-2350.330.000.00.00/2350330	PROF SVCS. LEGAL COSTS	\$18.50
10-2350.330.000.00.00/2350330	PROF SVCS. LEGAL COSTS	\$388.50
	Vendor Total	\$407.00
ALL43 APLS, INC		
10-2620.610.000.14.00/262061014	MAINT - GEN SUP - RESERVE	\$157.25
10-2620.610.000.35.00/262061035	MAINT - GEN SUP - MS	\$31.45
10-2620.610.000.35.00/262061035	MAINT - GEN SUP - MS	\$172.98
	Vendor Total	\$361.68
APP01 APPLAUSE LEARNING		
10-1110.610.000.31.06/6103106	INSTRUCTIONAL - GEN SUP - HS WORLD LANGUAGES	\$51.80
APP06 APPLE, INC		
10-1110.618.000.31.00/1161831	INSTRUCTIONAL - SOFTWARE SUP & LICENSING - HIGH SCHOOL	\$1,000.00
10-1110.618.000.35.00/1161835	SOFTWARE SUPPLIES & LICENSING - MIDDLE SCHOOL	\$1,000.00
	Vendor Total	\$2,000.00
AQU01 AQUA CLEAN COMPANY INC		
10-2620.610.000.19.00/262061019	MAINT - GEN SUP - ELEM SCH	\$94.00
ARB06 ARBOR SCIENTIFIC		
10-1110.610.000.31.13/116103113	SUPPLIES - HS SCIENCE	\$61.00
ASP02 ASPP/ASSOC OF SCH PSYCHOLOGISTS		
10-2140.810.000.10.00/214081010	PSYCH SVC - DUES & FEES - ELEMENTARY	\$75.00
AZJ52 A-Z JANITORIAL SERVICES, LLC		
10-2620.610.000.31.23/6103123	MAINT - GEN SUP - HS	\$863.50
BHP21 B&H PHOTOVIDEO		
10-1110.618.000.35.00/1161835	SOFTWARE SUPPLIES & LICENSING - MIDDLE SCHOOL	\$87.75
A*9107 BARNES & NOBLE		
10-1110.610.000.31.15/6103115	SUPPLIES - HS SOCIAL STUDIES	\$75.88
10-1110.640.000.31.00/1164031	INSTRUCTIONAL - BOOKS - HIGH SCHOOL	\$4,232.10
	Vendor Total	\$4,307.98
31HT HEATHER BERNEY		
10-2380.240.000.31.00/238024031	TUITION REIMBURSEMENT	\$3,000.00
BES12 BEST BUY FOR BUSINESS		
10-1110.610.000.31.00/1161031	GENERAL SUPPLIES - HIGH SCHOOL	\$496.16
BIO21 BIO CORPORATION		
10-1110.610.000.31.13/116103113	SUPPLIES - HS SCIENCE	\$600.00
10-1110.610.000.31.13/116103113	SUPPLIES - HS SCIENCE	\$1,373.45
	Vendor Total	\$1,973.45
BLI01 BLICK ART MATERIALS		
10-1110.610.000.11.00/1161011	GENERAL SUPPLIES - BURCHFIELD	\$175.38
10-1110.610.000.11.00/1161011	GENERAL SUPPLIES - BURCHFIELD	\$27.44
10-1110.610.000.11.02/116101102	BURCHFIELD - GENERAL SUPPLIES	\$235.78
10-1110.610.000.12.00/1161012	GENERAL SUPPLIES - JEFFERY	\$92.50
10-1110.610.000.14.00/1161014	GENERAL SUPPLIES - RESERVE	\$74.00
10-1110.610.000.15.02/116101502	ROGERS - GENERAL SUPPLIES	\$38.16
10-1110.610.000.19.00/1161019	GENERAL SUPPLIES - ELEM SCHOOL	\$42.55
	Vendor Total	\$685.81

Shaler Area School District
Supplement C.1A 9-21-2016
2016-2017

Account Number	Description	Amount
BOB21 BOBCAT OF PA		
BOBCAT OF PITTSBURGH		
10-2650.430.000.00.00/2650430	VEHICLE - REPAIRS/MAINTENANCE	\$792.47
BOL52 BOLCHAZY-CARDUCCI PUBLISHERS, INC.		
10-1110.610.000.31.06/6103106	INSTRUCTIONAL - GEN SUP - HS WORLD LANGUAGES	\$127.60
BOO11 BOONE BUSINESS PRODUCTS		
10-1110.610.000.11.00/1161011	GENERAL SUPPLIES - BURCHFIELD	\$305.00
10-1110.610.000.14.00/1161014	GENERAL SUPPLIES - RESERVE	\$122.00
10-1110.610.000.31.00/1161031	GENERAL SUPPLIES - HIGH SCHOOL	\$201.00
	Vendor Total	\$628.00
BSN21 BSN SPORTS / US GAMES		
10-1110.610.000.11.08/116101108	BURCHFIELD - PHYS ED SUPPLIES	\$264.08
10-1110.610.000.12.08/116101208	SUPPLIES - JEFFERY PHY ED	\$261.65
10-1110.610.000.13.00/1161013	GENERAL SUPPLIES - MARZOLF	\$667.28
10-1110.610.000.14.00/1161014	GENERAL SUPPLIES - RESERVE	\$443.97
	Vendor Total	\$1,636.98
BUC22 BUCKEYE CLEANING CENTER-PITTSBURGH		
10-2620.610.000.11.23/6101123	MAINT - GEN SUP - BURCHFIELD	\$348.00
10-2620.610.000.13.23/6101323	MAINT - GEN SUP - MARZOLF	\$384.90
10-2620.610.000.19.23/6101923	MAINT - GEN SUP - ELEM SCH	\$205.18
10-2620.610.000.31.00/262061031	MAINT - GEN SUP - HS	\$105.00
10-2620.610.000.31.23/6103123	MAINT - GEN SUP - HS	\$38.80
10-2620.610.000.31.23/6103123	MAINT - GEN SUP - HS	\$765.60
10-2620.610.000.31.23/6103123	MAINT - GEN SUP - HS	\$205.18
10-2620.610.000.35.23/6103523	MAINT - GEN SUP - MS	\$190.00
	Vendor Total	\$2,242.66
BUG01 BUGS-B-GONE		
10-2620.430.000.01.23/4300123	MAINT - REPAIRS - BUTLER PLK	\$38.00
10-2620.430.000.11.23/4301123	MAINT - REPAIRS - BURCHFIELD	\$38.00
10-2620.430.000.12.23/4301223	MAINT - REPAIRS - JEFFERY	\$38.00
10-2620.430.000.13.23/4301323	MAINT - REPAIRS - MARZOLF	\$38.00
10-2620.430.000.14.23/4301423	MAINT - REPAIRS - RESERVE	\$38.00
10-2620.430.000.19.23/4301923	MAINT - REPAIRS - ELEM SCHOOL	\$43.00
10-2620.430.000.31.23/4303123	MAINT - REPAIRS - HIGH SCHOOL	\$51.00
10-2620.430.000.35.23/4303523	MAINT - REPAIRS - MIDDLE SCHOOL	\$41.00
	Vendor Total	\$325.00
BUI09 BUILDERS HARDWARE		
10-2620.430.000.13.00/262043013	MAINT - REPAIRS- MARZOLF	\$5,127.35
10-2620.430.000.13.00/262043013	MAINT - REPAIRS- MARZOLF	\$1,090.88
10-2620.610.000.11.00/262061011	MAINT - GEN SUP - BURCHFIELD	\$145.00
10-2620.610.000.31.00/262061031	MAINT - GEN SUP - HS	\$217.86
	Vendor Total	\$6,581.09
CAL04 CALICO INDUSTRIES		
10-2620.610.000.12.23/6101223	MAINT - GEN SUP - JEFFERY	\$35.84
10-2620.610.000.14.23/6101423	MAINT - GEN SUP - RESERVE	\$38.46
	Vendor Total	\$74.30
CAM51 CAMP DEER CREEK		
10-1290.322.000.10.98/12903221098	Other Services - Prof Education Serv-IU ESY	\$4,200.00
10-1290.322.000.30.98/12903223098	Other Services - Prof Education Serv-IU-ESY	\$1,500.00

Date: 09/08/16
 Time: 16:17:20

Shaler Area School District
 Supplement C.1A 9-21-2016
 2016-2017

Page: 4
 BAR046i

Account Number	Description	Amount
Vendor Total		\$5,700.00
CAN16 CANON-MCMILLAN SCHOOL DISTRICT		
10-1233.561.000.10.98/12335611098	Autistic Support - Tuition/lea W/i State ESY	\$1,325.80
CAP15 CAPITAL ASSET PROTECTION INC.		
10-1233.591.890.30.00/12591890	Autistic Support - Security/police Svc - SECONDARY	\$338.58
10-1290.322.000.30.00/129032230	IU - Purch Prof Educ Services - SECONDARY	\$284.72
10-1290.322.000.30.00/129032230	IU - Purch Prof Educ Services - SECONDARY	\$261.63
10-2660.350.000.31.00/266035031	SECURITY/SAFETY SERVICES	\$302.50
10-2660.350.000.31.00/266035031	SECURITY/SAFETY SERVICES	\$1,300.31
10-2660.350.000.31.00/266035031	SECURITY/SAFETY SERVICES	\$309.38
Vendor Total		\$2,797.12
CAR13 CARLEX		
10-1110.610.000.31.06/6103106	INSTRUCTIONAL - GEN SUP - HS WORLD LANGUAGES	\$101.70
CAR16 CAROLINA BIOLOGICAL SUPPLY COMPANY		
10-1110.610.000.12.61/6101261	SUPPLIES - JEFFERY SCIENCE MODS	\$147.03
10-1110.610.000.13.61/6101361	SUPPLIES - MARZOLF SCIENCE MODS	\$1,220.26
10-1110.610.000.14.61/6101461	SUPPLIES - RESERVE SCIENCE MODS	\$895.33
10-1110.610.000.15.61/6101561	SUPPLIES - ROGERS SCIENCE MODS	\$0.89
10-1110.610.000.31.13/116103113	SUPPLIES - HS SCIENCE	\$78.94
Vendor Total		\$2,342.45
CAS21 CASCADE SCHOOL SUPPLIES		
CSSI		
10-1110.610.000.11.00/1161011	GENERAL SUPPLIES - BURCHFIELD	\$1,270.08
10-1110.610.000.11.00/1161011	GENERAL SUPPLIES - BURCHFIELD	\$33.50
10-1110.610.000.11.02/116101102	BURCHFIELD - GENERAL SUPPLIES	\$108.62
10-1110.610.000.12.00/1161012	GENERAL SUPPLIES - JEFFERY	\$10.72
10-1110.610.000.12.00/1161012	GENERAL SUPPLIES - JEFFERY	\$1.34
10-1110.610.000.12.00/1161012	GENERAL SUPPLIES - JEFFERY	\$269.85
10-1110.610.000.13.00/1161013	GENERAL SUPPLIES - MARZOLF	\$42.13
10-1110.610.000.13.00/1161013	GENERAL SUPPLIES - MARZOLF	\$1,018.93
10-1110.610.000.13.00/1161013	GENERAL SUPPLIES - MARZOLF	\$27.21
10-1110.610.000.14.00/1161014	GENERAL SUPPLIES - RESERVE	\$9.39
10-1110.610.000.14.00/1161014	GENERAL SUPPLIES - RESERVE	\$241.90
10-1110.610.000.14.00/1161014	GENERAL SUPPLIES - RESERVE	\$7.60
10-1110.610.000.15.00/1161015	GENERAL SUPPLIES - ROGERS	\$1,279.90
10-1110.610.000.15.00/1161015	GENERAL SUPPLIES - ROGERS	\$8.07
10-1110.610.000.15.02/116101502	ROGERS - GENERAL SUPPLIES	\$111.11
10-1110.610.000.15.63/6101563	SUPPLIES - ROGERS PSSA/NCLB	\$20.44
10-1110.610.000.19.00/1161019	GENERAL SUPPLIES - ELEM SCHOOL	\$67.37
10-1110.610.000.19.00/1161019	GENERAL SUPPLIES - ELEM SCHOOL	\$26.88
10-1110.610.000.19.00/1161019	GENERAL SUPPLIES - ELEM SCHOOL	\$2,287.97
10-1110.610.000.31.00/1161031	GENERAL SUPPLIES - HIGH SCHOOL	\$447.92
10-1110.610.000.35.00/1161035	GENERAL SUPPLIES - MIDDLE SCHOOL	\$741.40
10-1110.610.000.35.02/6103502	SUPPLIES - MIDDLE SCHOOL ART	\$43.12
10-3249.610.000.31.00/324961031	Misc Activities - HS - GENERAL SUPPLIES	\$9.11
Vendor Total		\$8,084.56
CAV01 CAVENDISH SQUARE		
10-2250.648.000.31.00/225064831	LIBRARY - ELEC MEDIA BOOKS&PERIODICALS - HS	\$1,100.00

Shaler Area School District
Supplement C.1A 9-21-2016
2016-2017

Account Number	Description	Amount
CDW01 CDW		
10-1110.618.000.31.00/1161831	INSTRUCTIONAL - SOFTWARE SUP & LICENSING - HIGH SCHOOL	\$230.00
10-1110.618.000.31.00/1161831	INSTRUCTIONAL - SOFTWARE SUP & LICENSING - HIGH SCHOOL	\$230.00
10-1110.758.000.19.00/1175819	END-USER NEW EQ&LONG-TERM SOFTWARE - ELEM SCH	\$7,598.00
10-1110.758.000.31.00/1175831	END-USER NEW EQ&LONG-TERM SOFTWARE - HS	\$32,700.00
10-1110.758.000.35.00/1175835	END-USER NEW EQ&LONG-TERM SOFTWARE - MS	\$28,202.00
	Vendor Total	\$68,960.00
CEI06 CEILING SYSTEMS DIST		
INTERIOR SUPPLY PITTSBURGH		
10-2620.610.000.31.00/262061031	MAINT - GEN SUP - HS	\$432.13
CEN23 CENGAGE LEARNING		
10-1110.640.000.31.00/1164031	INSTRUCTIONAL - BOOKS - HIGH SCHOOL	\$957.00
10-1110.640.000.31.00/1164031	INSTRUCTIONAL - BOOKS - HIGH SCHOOL	\$7,323.80
10-1110.640.000.31.11/116403111	BOOKS - HS MATH	\$3,635.63
	Vendor Total	\$11,916.43
CEN13 CENTRAL POLY CORP		
10-2620.610.000.11.23/6101123	MAINT - GEN SUP - BURCHFIELD	\$596.00
10-2620.610.000.12.23/6101223	MAINT - GEN SUP - JEFFERY	\$392.00
10-2620.610.000.13.23/6101323	MAINT - GEN SUP - MARZOLF	\$592.00
10-2620.610.000.14.23/6101423	MAINT - GEN SUP - RESERVE	\$369.00
10-2620.610.000.19.23/6101923	MAINT - GEN SUP - ELEM SCH	\$807.00
10-2620.610.000.31.23/6103123	MAINT - GEN SUP - HS	\$1,102.20
10-2620.610.000.35.23/6103523	MAINT - GEN SUP - MS	\$880.00
	Vendor Total	\$4,738.20
CEN11 CENTURY SPORTS, INC.		
10-1110.610.000.11.08/116101108	BURCHFIELD - PHYS ED SUPPLIES	\$61.69
10-1110.610.000.12.08/116101208	SUPPLIES - JEFFERY PHY ED	\$19.62
10-1110.610.000.15.08/116101508	ROGERS-PHYS ED SUPPLIES	\$60.02
	Vendor Total	\$141.33
BET03 CHANNING L. BETE CO INC		
10-2440.610.000.00.00/2440610	GENERAL SUPPLIES	\$500.31
CHA50 CHARTIERS VALLEY SCHOOL DISTRICT		
CHARTIERS VALLEY SCHOOL DISTRICT		
10-1233.561.000.10.98/12335611098	Autistic Support - Tuition/lea W/i State ESY	\$662.90
CHA07 CHATHAM COLLEGE		
10-1233.561.000.10.98/12335611098	Autistic Support - Tuition/lea W/i State ESY	\$2,235.00
CAP90 CHILD AND ADOLESCENT PRODUCTS		
CHECKMATE PLUS		
10-2140.610.000.10.00/214061010	ELEMENTARY-GENERALSUPPLIES	\$98.81
10-2140.610.000.30.00/214061030	SECONDARY-GENERALSUPPLIES	\$98.81
	Vendor Total	\$197.62
CIN12 CINTAS CORP.		
10-2620.430.000.01.23/4300123	MAINT - REPAIRS - BUTLER PLK	\$15.03
10-2620.430.000.12.23/4301223	MAINT - REPAIRS - JEFFERY	\$24.70
10-2620.430.000.13.23/4301323	MAINT - REPAIRS - MARZOLF	\$87.77
10-2620.430.000.19.23/4301923	MAINT - REPAIRS - ELEM SCHOOL	\$107.60
10-2620.430.000.35.23/4303523	MAINT - REPAIRS - MIDDLE SCHOOL	\$72.86

Date: 09/08/16
 Time: 16:17:20

Shaler Area School District
 Supplement C.1A 9-21-2016
 2016-2017

Page: 6
 BAR046i

Account Number	Description	Amount
		Vendor Total
		\$307.96
CLA17 CLASSROOM DIRECT.COM		
CLASSROOM DIRECT/SCHOOL SPECIALTY		
10-1110.610.000.19.00/1161019	GENERAL SUPPLIES - ELEM SCHOOL	\$50.79
10-1110.610.000.19.00/1161019	GENERAL SUPPLIES - ELEM SCHOOL	\$152.77
10-1110.610.000.19.00/1161019	GENERAL SUPPLIES - ELEM SCHOOL	\$226.73
10-1110.610.000.19.00/1161019	GENERAL SUPPLIES - ELEM SCHOOL	\$124.92
10-1110.610.000.19.00/1161019	GENERAL SUPPLIES - ELEM SCHOOL	\$47.50
		Vendor Total
		\$602.71
CLA42 CLAUSING INDUSTRIAL INC.		
10-1110.430.000.31.10/114303110	INSTRUCTIONAL - REPAIRS/MAINT - HS TECH ED	\$459.21
COL11 L M COLKER CO		
10-2620.610.000.11.23/6101123	MAINT - GEN SUP - BURCHFIELD	\$65.66
COL23 COLT PLUMBING SPECIALTIES		
10-2620.610.000.35.00/262061035	MAINT - GEN SUP - MS	\$85.14
COM05 COMDOC		
10-2519.442.000.00.00/2510442	RENTAL-EQUIP&VEHICLES	\$60.46
COM88 COMMUNICATIONS CONSULTING, INC.		
10-1110.768.000.31.00/1176831	TECHNOLOGY REPL EQ - HIGH SCH	\$1,299.31
10-2620.610.000.31.00/262061031	MAINT - GEN SUP - HS	\$257.00
		Vendor Total
		\$1,556.31
CON90 CONSOLIDATED COMMUNICATIONS		
CCI		
10-2620.538.000.01.00/262053801	TRANSPORT/TELECOMMUNICATIONS - B&G	\$663.79
10-2620.538.000.01.00/262053801	TRANSPORT/TELECOMMUNICATIONS - B&G	\$211.16
10-2620.538.000.11.00/262053811	TRANSPORT/TELECOMMUNICATIONS - BURCHFIELD	\$105.40
10-2620.538.000.11.00/262053811	TRANSPORT/TELECOMMUNICATIONS - BURCHFIELD	\$105.59
10-2620.538.000.12.00/262053812	TRANSPORT/TELECOMMUNICATIONS - JEFFERY	\$105.64
10-2620.538.000.12.00/262053812	TRANSPORT/TELECOMMUNICATIONS - JEFFERY	\$105.40
10-2620.538.000.13.00/262053813	TRANSPORT/TELECOMMUNICATIONS - MARZOLF	\$131.97
10-2620.538.000.13.00/262053813	TRANSPORT/TELECOMMUNICATIONS - MARZOLF	\$131.75
10-2620.538.000.15.00/262053815	TRANSPORT/TELECOMMUNICATIONS - ROGERS	\$52.79
10-2620.538.000.15.00/262053815	TRANSPORT/TELECOMMUNICATIONS - ROGERS	\$79.19
10-2620.538.000.31.00/262053831	TRANSPORT/TELECOMMUNICATIONS - HIGH SCHOOL	\$568.79
10-2620.538.000.31.00/262053831	TRANSPORT/TELECOMMUNICATIONS - HIGH SCHOOL	\$571.36
10-2620.538.000.35.00/262053835	TRANSPORT/TELECOMMUNICATIONS - MIDDLE SCHOOL	\$267.19
10-2620.538.000.35.00/262053835	TRANSPORT/TELECOMMUNICATIONS - MIDDLE SCHOOL	\$396.56
10-2620.538.000.35.00/262053835	TRANSPORT/TELECOMMUNICATIONS - MIDDLE SCHOOL	\$605.85
10-2620.538.000.35.00/262053835	TRANSPORT/TELECOMMUNICATIONS - MIDDLE SCHOOL	\$402.82
10-2620.538.000.35.00/262053835	TRANSPORT/TELECOMMUNICATIONS - MIDDLE SCHOOL	\$210.80
10-2620.538.000.35.00/262053835	TRANSPORT/TELECOMMUNICATIONS - MIDDLE SCHOOL	\$263.61
		Vendor Total
		\$4,979.66
CPR21 CPR SIMPLICITY, LLC		
10-3299.750.000.00.00/3299750	Misc Athletics - EQUIP-ORIGINAL&ADDL	\$1,723.98
CRE28 CREATIVE TEACHING PRESS		
10-1110.610.000.11.00/1161011	GENERAL SUPPLIES - BURCHFIELD	\$42.47
10-1110.610.000.19.00/1161019	GENERAL SUPPLIES - ELEM SCHOOL	\$118.81
10-1110.610.000.19.00/1161019	GENERAL SUPPLIES - ELEM SCHOOL	\$26.45
10-1110.610.000.19.00/1161019	GENERAL SUPPLIES - ELEM SCHOOL	\$69.27

Account Number	Description	Amount
		Vendor Total
		\$257.00
DEA06 DEAR JOHN INC.		
10-2620.610.000.35.00/262061035	MAINT - GEN SUP - MS	\$62.50
DEC11 DECKER, INC.		
SCHOOL SIGN SHOP		
10-1110.610.000.11.00/1161011	GENERAL SUPPLIES - BURCHFIELD	\$275.31
DEM01 DEMCO INC		
10-2250.610.000.11.00/225061011	BURCHFIELD - GENERAL SUPPLIES	\$451.36
10-2250.610.000.15.00/225061015	ROGERS - GENERAL SUPPLIES	\$237.26
		Vendor Total
		\$688.62
DEP22 DEPAUL INSTITUTE FOR HEARING AND SPEECH		
10-1290.322.000.30.98/12903223098	Other Services - Prof Education Serv-IU-ESY	\$2,400.00
DIF53 DIFFERENT ROADS TO LEARNING		
10-1241.610.000.10.00/124161010	LEARNING SUPPORT - GENERAL SUP - ELEM	\$161.95
EAI31 EAI EDUCATION		
10-1110.610.000.19.00/1161019	GENERAL SUPPLIES - ELEM SCHOOL	\$50.35
10-1110.610.000.19.00/1161019	GENERAL SUPPLIES - ELEM SCHOOL	\$44.23
10-1110.610.000.19.00/1161019	GENERAL SUPPLIES - ELEM SCHOOL	\$113.03
		Vendor Total
		\$207.61
EBS02 EBSCO INFORMATION SERVICES		
10-2250.640.000.31.00/225064031	LIBRARY - BOOKS - HS	\$577.99
10-2250.640.000.35.00/225064035	LIBRARY - BOOKS - MIDDLE SCHOOL	\$570.22
		Vendor Total
		\$1,148.21
ELT04 ELTECH SECURITY SYSTEMS INC		
10-2620.430.000.31.00/262043031	MAINT - REPAIRS - HS	\$590.00
10-2620.430.000.31.00/262043031	MAINT - REPAIRS - HS	\$935.20
10-2620.430.000.31.00/262043031	MAINT - REPAIRS - HS	\$450.00
10-2620.430.000.31.00/262043031	MAINT - REPAIRS - HS	\$980.00
		Vendor Total
		\$2,955.20
EPE30 EPEOPLE HEALTH CARE		
10-2440.330.000.30.98/24403303098	Nursing Services - Purch Other Prof Svc - ESY	\$924.00
MLC01 E PLUS TECHNOLOGY, INC		
10-2818.750.000.00.00/2818750	Tech Dept EQUIP-ORIGINAL&ADDL	\$34,385.00
EQU16 EQUIPARTS CORPORATION		
10-2620.610.000.35.00/262061035	MAINT - GEN SUP - MS	\$158.36
ETA02 ETA / HAND 2 MIND		
10-1110.610.000.19.00/1161019	GENERAL SUPPLIES - ELEM SCHOOL	\$104.32
UNI10 EVERYTHING MEDICAL		
10-2440.610.000.11.00/244061011	BURCHFIELD - GENERAL SUPPLIES	\$324.49
10-2440.610.000.13.00/244061013	MARZOLF - GENERAL SUPPLIES	\$513.77
10-2440.610.000.14.00/244061014	RESERVE - GENERAL SUPPLIES	\$226.19
10-2440.610.000.15.00/244061015	ROGERS - GENERAL SUPPLIES	\$39.60
10-2440.610.000.19.00/244061019	GENERAL SUPPLIES	\$757.55
10-2440.610.000.31.00/244061031	HS - GENERAL SUPPLIES	\$474.88
10-2440.610.000.35.00/244061035	GENERAL SUPPLIES	\$592.53
10-3299.610.000.00.00/3299610	Misc Athletics - GENERAL SUPPLIES	\$1,265.65
		Vendor Total
		\$4,194.66

Date: 09/08/16
Time: 16:17:21

Shaler Area School District
Supplement C.1A 9-21-2016
2016-2017

Page: 8
BAR046i

Account Number	Description	Amount
EXP52 EXPLORELEARNING		
LAZEL		
10-1110.618.000.31.00/1161831	INSTRUCTIONAL - SOFTWARE SUP & LICENSING - HIGH SCHOOL	\$3,594.00
10-1110.618.000.35.00/1161835	SOFTWARE SUPPLIES & LICENSING - MIDDLE SCHOOL	\$1,797.00
	Vendor Total	\$5,391.00
FIS01 FISHER SCIENTIFIC		
10-1110.610.000.31.13/116103113	SUPPLIES - HS SCIENCE	\$100.86
FLA01 FLAGHOUSE INC		
10-1110.610.000.31.08/6103108	SUPPLIES - HS HEALTH & PHYS ED	\$854.15
10-1110.610.000.31.08/6103108	SUPPLIES - HS HEALTH & PHYS ED	\$303.60
	Vendor Total	\$1,157.75
FLI06 FLINN SCIENTIFIC INC		
10-1110.610.000.31.13/116103113	SUPPLIES - HS SCIENCE	\$3,847.35
FOL01 FOLLETT SCHOOL SOLUTIONS, INC.		
10-1110.640.000.31.11/116403111	BOOKS - HS MATH	\$3,205.00
10-2250.640.000.31.00/225064031	LIBRARY - BOOKS - HS	\$34.29
10-2250.640.000.31.00/225064031	LIBRARY - BOOKS - HS	\$53.09
10-2250.640.000.31.00/225064031	LIBRARY - BOOKS - HS	\$208.90
10-2250.640.000.31.00/225064031	LIBRARY - BOOKS - HS	\$57.10
10-2250.640.000.31.00/225064031	LIBRARY - BOOKS - HS	\$73.94
10-2250.640.000.31.00/225064031	LIBRARY - BOOKS - HS	\$120.24
10-2250.640.000.31.00/225064031	LIBRARY - BOOKS - HS	\$465.68
10-2250.640.000.31.00/225064031	LIBRARY - BOOKS - HS	\$166.79
	Vendor Total	\$4,385.03
FOR11 FOREST COUNTY WOOD PRODUCTS		
10-1110.610.000.31.10/116103110	EDUC - SUPPLIES - HS TECH ED	\$950.00
10-1110.610.000.35.10/6103510	SUPPLIES - MIDDLE SCHOOL TECH ED	\$282.00
10-1110.610.000.35.10/6103510	SUPPLIES - MIDDLE SCHOOL TECH ED	\$430.00
	Vendor Total	\$1,662.00
FRE01 FREY SCIENTIFIC		
10-1110.610.000.31.13/116103113	SUPPLIES - HS SCIENCE	\$202.60
FR156 FRIENDSHIP ACADEMY		
10-1290.322.000.30.98/12903223098	Other Services - Prof Education Serv-IU-ESY	\$4,400.00
GA11 AUDREY GASKILL		
10-2440.610.000.00.00/2440610	GENERAL SUPPLIES	\$107.99
GER12 HARRY GERHARDT		
H GERHARDT SUPPLY		
10-2620.610.000.01.00/262061001	MAINT - GEN SUP - B&G	\$107.29
10-2630.610.000.11.00/263061011	MAINT UP-KEEP - GENERAL SUPPLIES - BURCHFIELD	\$271.93
10-2630.610.000.12.00/263061012	MAINT UP-KEEP - GENERAL SUPPLIES - JEFFERY	\$271.93
10-2630.610.000.13.00/263061013	MAINT UP-KEEP - GENERAL SUPPLIES - MARZOLF	\$271.93
10-2630.610.000.14.00/263061014	MAINT UP-KEEP - GENERAL SUPPLIES - RESERVE	\$271.99
	Vendor Total	\$1,195.07
GLE13 GLENSHAW STEEL		
10-2650.430.000.00.00/2650430	VEHICLE - REPAIRS/MAINTENANCE	\$630.00

Account Number	Description	Amount
GLO14 GLOBAL INDUSTRIES INC.		
10-2620.610.000.35.00/262061035	MAINT - GEN SUP - MS	\$462.85
GOP01 GOPHER SPORT		
10-1110.610.000.11.00/1161011	GENERAL SUPPLIES - BURCHFIELD	\$166.50
10-1110.610.000.11.08/116101108	BURCHFIELD - PHYS ED SUPPLIES	\$362.20
10-1110.610.000.12.08/116101208	SUPPLIES - JEFFERY PHY ED	\$117.50
10-1110.610.000.13.00/1161013	GENERAL SUPPLIES - MARZOLF	\$127.40
10-1110.610.000.14.00/1161014	GENERAL SUPPLIES - RESERVE	\$-39.95
10-1110.610.000.14.00/1161014	GENERAL SUPPLIES - RESERVE	\$7.95
10-1110.610.000.14.00/1161014	GENERAL SUPPLIES - RESERVE	\$23.85
10-1110.610.000.15.08/116101508	ROGERS-PHYS ED SUPPLIES	\$163.28
10-1110.610.000.19.00/1161019	GENERAL SUPPLIES - ELEM SCHOOL	\$833.00
10-1110.610.000.19.00/1161019	GENERAL SUPPLIES - ELEM SCHOOL	\$2,150.73
10-1110.610.000.31.08/6103108	SUPPLIES - HS HEALTH & PHYS ED	\$1,541.42
	Vendor Total	\$5,453.88
GPS21 GPSA		
10-3267.611.000.00.00/3267611	Golf - UNIFORMS	\$220.00
GRA01 GRAINGER		
10-2620.610.000.11.00/262061011	MAINT - GEN SUP - BURCHFIELD	\$33.41
10-2620.610.000.19.00/262061019	MAINT - GEN SUP - ELEM SCH	\$1,426.85
	Vendor Total	\$1,460.26
GRE53 GREENTREE PRINTING, INC		
10-1110.610.000.31.00/1161031	GENERAL SUPPLIES - HIGH SCHOOL	\$4,994.45
GRU06 GRUNAU CO INC		
10-2620.430.000.19.00/262043019	MAINT - REPAIRS - ELEM SCH	\$216.00
10-2620.430.000.31.00/262043031	MAINT - REPAIRS - HS	\$217.00
10-2620.430.000.35.00/262043035	MAINT - REPAIRS - MIDDLE SCHOOL	\$217.00
	Vendor Total	\$650.00
HAL54 HALL SIGNS		
10-2620.610.000.19.00/262061019	MAINT - GEN SUP - ELEM SCH	\$118.86
10-2620.610.000.19.00/262061019	MAINT - GEN SUP - ELEM SCH	\$340.89
10-2620.610.000.31.00/262061031	MAINT - GEN SUP - HS	\$118.86
	Vendor Total	\$578.61
HAS01 D HASTINGS CO INC		
10-2620.610.000.01.00/262061001	MAINT - GEN SUP - B&G	\$11.94
10-2620.610.000.01.00/262061001	MAINT - GEN SUP - B&G	\$35.25
10-2620.610.000.11.00/262061011	MAINT - GEN SUP - BURCHFIELD	\$19.67
10-2620.610.000.13.00/262061013	MAINT - GEN SUP - MARZOLF	\$4.99
10-2620.610.000.31.00/262061031	MAINT - GEN SUP - HS	\$13.58
10-2620.610.000.31.00/262061031	MAINT - GEN SUP - HS	\$16.13
10-2620.610.000.31.00/262061031	MAINT - GEN SUP - HS	\$29.28
10-2620.610.000.31.00/262061031	MAINT - GEN SUP - HS	\$7.72
10-2620.610.000.31.00/262061031	MAINT - GEN SUP - HS	\$3.74
	Vendor Total	\$142.30
HEA35 HEALTH SCIENCES LIBRARIES CONSORTIUM		
10-2250.648.000.35.00/225064835	LIBRARY - ELEC MEDIA BOOKS&PERIODICALS - MIDDLE SCHOOL	\$750.00

Date: 09/08/16
Time: 16:17:21

Shaler Area School District
Supplement C.1A 9-21-2016
2016-2017

Page: 10
BAR046i

Account Number	Description	Amount
HER53 HERMANCE MACHINE CO		
10-1110.430.000.31.10/114303110	INSTRUCTIONAL - REPAIRS/MAINT - HS TECH ED	\$29.64
10-1110.430.000.31.10/114303110	INSTRUCTIONAL - REPAIRS/MAINT - HS TECH ED	\$396.57
10-1110.430.000.31.10/114303110	INSTRUCTIONAL - REPAIRS/MAINT - HS TECH ED	\$1,296.92
	Vendor Total	\$1,723.13
HIT41 THE HITE CO		
10-2620.610.000.13.00/262061013	MAINT - GEN SUP - MARZOLF	\$18.51
10-2620.610.000.31.00/262061031	MAINT - GEN SUP - HS	\$52.94
10-2620.610.000.35.00/262061035	MAINT - GEN SUP - MS	\$155.40
10-2620.610.000.35.00/262061035	MAINT - GEN SUP - MS	\$-45.88
10-2620.610.000.35.00/262061035	MAINT - GEN SUP - MS	\$629.94
10-2620.610.000.35.00/262061035	MAINT - GEN SUP - MS	\$45.88
10-2620.610.000.35.00/262061035	MAINT - GEN SUP - MS	\$67.81
10-2620.610.000.35.00/262061035	MAINT - GEN SUP - MS	\$9.36
10-2620.610.000.35.00/262061035	MAINT - GEN SUP - MS	\$207.90
10-2620.610.000.35.00/262061035	MAINT - GEN SUP - MS	\$36.97
10-2620.610.000.35.00/262061035	MAINT - GEN SUP - MS	\$191.79
10-2620.610.000.35.00/262061035	MAINT - GEN SUP - MS	\$80.40
10-2620.610.000.35.00/262061035	MAINT - GEN SUP - MS	\$36.74
	Vendor Total	\$1,487.76
HOM14 HOME DEPOT		
10-2620.610.000.11.00/262061011	MAINT - GEN SUP - BURCHFIELD	\$179.88
10-2620.610.000.13.00/262061013	MAINT - GEN SUP - MARZOLF	\$147.30
10-2620.610.000.13.00/262061013	MAINT - GEN SUP - MARZOLF	\$174.51
10-2620.610.000.13.00/262061013	MAINT - GEN SUP - MARZOLF	\$81.83
10-2620.610.000.13.00/262061013	MAINT - GEN SUP - MARZOLF	\$66.70
10-2620.610.000.19.00/262061019	MAINT - GEN SUP - ELEM SCH	\$206.04
10-2620.610.000.31.00/262061031	MAINT - GEN SUP - HS	\$18.91
10-2620.610.000.31.00/262061031	MAINT - GEN SUP - HS	\$115.50
10-2620.610.000.35.00/262061035	MAINT - GEN SUP - MS	\$38.05
10-2620.610.000.35.00/262061035	MAINT - GEN SUP - MS	\$85.97
	Vendor Total	\$1,114.69
HOM52 HOME SCIENCE TOOLS		
10-1110.610.000.31.13/116103113	SUPPLIES - HS SCIENCE	\$523.90
HOR22 HORIZON INFORMATION SERVICES		
10-2620.430.000.35.00/262043035	MAINT - REPAIRS - MIDDLE SCHOOL	\$70.00
HUC54 HUCKESTEIN MECHANICAL SERVICE, INC.		
10-2620.430.000.19.00/262043019	MAINT - REPAIRS - ELEM SCH	\$907.21
10-2620.430.000.31.00/262043031	MAINT - REPAIRS - HS	\$1,359.38
	Vendor Total	\$2,266.59
HUD52 HUDL		
AGILE SPORTS TECHNOLOGIES		
10-3265.599.000.00.00/3265599	Football - MISC PURCHASED SERVICES	\$399.00
INT21 INTERSTATE COMMUNICATION & ELECTRON		
10-2620.430.000.35.00/262043035	MAINT - REPAIRS - MIDDLE SCHOOL	\$55.00
JOH55 JOHNSTONE SUPPLY		
10-2620.610.000.01.00/262061001	MAINT - GEN SUP - B&G	\$176.36
10-2620.610.000.01.00/262061001	MAINT - GEN SUP - B&G	\$168.70
10-2620.610.000.11.00/262061011	MAINT - GEN SUP - BURCHFIELD	\$32.77
10-2620.610.000.12.00/262061012	MAINT - GEN SUP - JEFFERY	\$41.35

Date: 09/08/16

Time: 16:17:21

Shaler Area School District

Supplement C.1A 9-21-2016

2016-2017

Page: 11

BAR046i

Account Number	Description	Amount
JOH55 JOHNSTONE SUPPLY		
10-2620.610.000.35.00/262061035	MAINT - GEN SUP - MS	\$42.65
10-2620.610.000.35.00/262061035	MAINT - GEN SUP - MS	\$4.35
Vendor Total		\$466.18
JOS04 JOSHEN PAPER & PACKAGING		
JOSHEN PAPER OF PA		
10-2620.610.000.01.23/6100123	MAINT - GEN SUP - B&G	\$36.04
10-2620.610.000.11.23/6101123	MAINT - GEN SUP - BURCHFIELD	\$271.74
10-2620.610.000.12.23/6101223	MAINT - GEN SUP - JEFFERY	\$79.24
10-2620.610.000.14.23/6101423	MAINT - GEN SUP - RESERVE	\$130.35
10-2620.610.000.19.23/6101923	MAINT - GEN SUP - ELEM SCH	\$175.82
Vendor Total		\$693.19
JTT02 J&T TIRE CO INC		
10-2620.430.000.01.00/262043001	MAINT - REPAIRS - BUTLER PLK	\$20.42
10-2620.430.000.01.00/262043001	MAINT - REPAIRS - BUTLER PLK	\$183.21
10-2620.430.000.01.00/262043001	MAINT - REPAIRS - BUTLER PLK	\$61.07
Vendor Total		\$264.70
JK01 JOHN KAIB		
10-2611.580.000.00.00/2610580	TRAVEL	\$299.91
KAY56 KAYLINE		
10-2620.610.000.01.00/262061001	MAINT - GEN SUP - B&G	\$249.95
KNIO5 KNIGHT SOUND & LIGHTING		
10-2620.430.000.19.00/262043019	MAINT - REPAIRS - ELEM SCH	\$1,750.00
10-2620.430.000.19.00/262043019	MAINT - REPAIRS - ELEM SCH	\$1,725.00
10-2620.430.000.31.00/262043031	MAINT - REPAIRS - HS	\$1,400.00
10-2620.430.000.31.00/262043031	MAINT - REPAIRS - HS	\$1,725.00
Vendor Total		\$6,600.00
KSM21 K S MANUFACTURING CO., INC.		
10-4600.450.000.00.00/46450	Building Impr Svc-repl - Construction Services	\$6,600.00
KUR01 KURTZ BROTHERS		
10-1110.610.000.11.00/1161011	GENERAL SUPPLIES - BURCHFIELD	\$349.34
10-1110.610.000.11.00/1161011	GENERAL SUPPLIES - BURCHFIELD	\$1,887.74
10-1110.610.000.11.02/116101102	BURCHFIELD - GENERAL SUPPLIES	\$331.19
10-1110.610.000.12.00/1161012	GENERAL SUPPLIES - JEFFERY	\$234.89
10-1110.610.000.12.00/1161012	GENERAL SUPPLIES - JEFFERY	\$572.22
10-1110.610.000.12.00/1161012	GENERAL SUPPLIES - JEFFERY	\$71.91
10-1110.610.000.13.00/1161013	GENERAL SUPPLIES - MARZOLF	\$277.20
10-1110.610.000.13.00/1161013	GENERAL SUPPLIES - MARZOLF	\$1,687.45
10-1110.610.000.13.00/1161013	GENERAL SUPPLIES - MARZOLF	\$102.68
10-1110.610.000.13.00/1161013	GENERAL SUPPLIES - MARZOLF	\$618.53
10-1110.610.000.14.00/1161014	GENERAL SUPPLIES - RESERVE	\$353.58
10-1110.610.000.14.00/1161014	GENERAL SUPPLIES - RESERVE	\$495.96
10-1110.610.000.15.00/1161015	GENERAL SUPPLIES - ROGERS	\$418.13
10-1110.610.000.15.00/1161015	GENERAL SUPPLIES - ROGERS	\$2,001.85
10-1110.610.000.15.02/116101502	ROGERS - GENERAL SUPPLIES	\$310.84
10-1110.610.000.15.63/6101563	SUPPLIES - ROGERS PSSA/NCLB	\$26.04
10-1110.610.000.19.00/1161019	GENERAL SUPPLIES - ELEM SCHOOL	\$223.73
10-1110.610.000.19.00/1161019	GENERAL SUPPLIES - ELEM SCHOOL	\$145.29
10-1110.610.000.31.00/1161031	GENERAL SUPPLIES - HIGH SCHOOL	\$2,881.92
10-1110.610.000.31.13/116103113	SUPPLIES - HS SCIENCE	\$309.85

Date: 09/08/16
Time: 16:17:22

Shaler Area School District
Supplement C.1A 9-21-2016
2016-2017

Page: 12
BAR046i

Account Number	Description	Amount
KUR01 KURTZ BROTHERS		
10-1110.610.000.31.13/116103113	SUPPLIES - HS SCIENCE	\$4.81
10-1110.610.000.35.00/1161035	GENERAL SUPPLIES - MIDDLE SCHOOL	\$1,889.17
10-1110.610.000.35.02/6103502	SUPPLIES - MIDDLE SCHOOL ART	\$15.85
10-1110.610.000.35.02/6103502	SUPPLIES - MIDDLE SCHOOL ART	\$299.65
10-1110.610.000.35.13/6103513	SUPPLIES - MIDDLE SCHOOL SCIENCE	\$139.00
10-1110.610.000.35.13/6103513	SUPPLIES - MIDDLE SCHOOL SCIENCE	\$145.61
10-3249.610.000.31.00/324961031	Misc Activities - HS - GENERAL SUPPLIES	\$1.24
10-3249.610.000.31.00/324961031	Misc Activities - HS - GENERAL SUPPLIES	\$620.67
	Vendor Total	\$16,416.34
KUT56 KUTA SOFTWARE LLC		
10-1110.618.000.31.00/1161831	INSTRUCTIONAL - SOFTWARE SUP & LICENSING - HIGH SCHOOL	\$190.00
LAL31 L & L ENTERPRISES		
10-1110.610.000.31.06/6103106	INSTRUCTIONAL - GEN SUP - HS WORLD LANGUAGES	\$60.50
LAI04 LAIDLAW EDUCATION SERVICES LAIDLAW TRANSIT, INC		
10-2750.513.000.00.55/275051355	STUDENT TRANSPORT-SPECIAL EDUC	\$2,149.40
10-2750.513.000.00.55/275051355	STUDENT TRANSPORT-SPECIAL EDUC	\$1,481.85
10-2750.513.000.00.55/275051355	STUDENT TRANSPORT-SPECIAL EDUC	\$194.04
10-2750.513.000.00.55/275051355	STUDENT TRANSPORT-SPECIAL EDUC	\$177.24
10-2750.513.000.00.55/275051355	STUDENT TRANSPORT-SPECIAL EDUC	\$187.77
	Vendor Total	\$4,190.30
LAK11 LAKESHORE LEARNING MATERIALS		
10-1110.610.000.12.00/1161012	GENERAL SUPPLIES - JEFFERY	\$505.26
10-1241.610.000.10.00/124161010	LEARNING SUPPORT - GENERAL SUP - ELEM	\$184.94
	Vendor Total	\$690.20
LIF21 LIFE'S WORK OF WESTERN PA		
10-1233.561.000.10.98/12335611098	Autistic Support - Tuition/lea W/i State ESY	\$60.00
LIN31 THE LINCOLN LIBRARY PRESS		
10-2250.618.000.31.00/225061831	HS-SOFTWARE/SUPPLES/LICENSING	\$698.00
LIN57 LINDENMEYR MUNROE		
10-2540.610.000.00.00/2540610	GENERAL SUPPLIES	\$120.00
LUD44 SHERRI LUDWIG		
10-2519.580.000.00.00/2510580	TRAVEL	\$30.00
MAC06 WILLIAM V MACGILL & CO		
10-2440.610.000.11.00/244061011	BURCHFIELD - GENERAL SUPPLIES	\$174.82
10-2440.610.000.12.00/244061012	JEFFERY - GENERAL SUPPLIES	\$24.15
10-2440.610.000.13.00/244061013	MARZOLF - GENERAL SUPPLIES	\$26.56
10-2440.610.000.14.00/244061014	RESERVE - GENERAL SUPPLIES	\$32.08
10-2440.610.000.15.00/244061015	ROGERS - GENERAL SUPPLIES	\$26.86
	Vendor Total	\$284.47
MAN01 THE MANN & PARKER LUMBER CO		
10-1110.610.000.31.10/116103110	EDUC - SUPPLIES - HS TECH ED	\$2,200.00
MAX53 MAXIM HEALTHCARE SERVICES, INC.		
10-2440.330.000.10.98/24403301098	Nursing Services - Purch Other Prof Svc - ESY	\$273.00
10-2440.330.000.10.98/24403301098	Nursing Services - Purch Other Prof Svc - ESY	\$2,047.50
10-2440.330.000.10.98/24403301098	Nursing Services - Purch Other Prof Svc - ESY	\$630.00
10-2440.330.000.10.98/24403301098	Nursing Services - Purch Other Prof Svc - ESY	\$491.25

Account Number	Description	Amount
MAX53 MAXIM HEALTHCARE SERVICES, INC.		
10-2440.330.000.30.98/24403303098	Nursing Services - Purch Other Prof Svc - ESY	\$810.00
10-2440.330.000.30.98/24403303098	Nursing Services - Purch Other Prof Svc - ESY	\$1,548.75
10-2440.330.000.30.98/24403303098	Nursing Services - Purch Other Prof Svc - ESY	\$2,278.75
	Vendor Total	\$8,079.25
MAY04 MAYER-JOHNSON CO		
10-1241.640.000.10.00/124164010	LEARNING SUPPORT - BOOKS - ELEM	\$509.00
10-1241.640.000.10.00/124164010	LEARNING SUPPORT - BOOKS - ELEM	\$509.00
	Vendor Total	\$1,018.00
MCG52 MCGRAW-HILL EDUCATION, INC.		
MCGRAW-HILL SCHOOL EDUCATION,		
10-1110.618.000.19.00/1161819	SOFTWARE SUPPLIES & LICENSING - ELEM SCHOOL	\$17,520.75
10-1110.618.000.35.00/1161835	SOFTWARE SUPPLIES & LICENSING - MIDDLE SCHOOL	\$8,427.93
	Vendor Total	\$25,948.68
MEC51 MECHLING PRINTING & BINDING		
10-1110.599.000.31.00/1159931	MISC PURCHASED SERVICES - HIGH SCHOOL	\$1,523.20
10-1110.599.000.35.00/1159935	MISC PURCHASED SERVICES - MIDDLE SCHOOL	\$669.20
	Vendor Total	\$2,192.40
MET06 METCO SUPPLY INC		
10-1110.610.000.11.02/116101102	BURCHFIELD - GENERAL SUPPLIES	\$3.60
10-1110.610.000.13.00/1161013	GENERAL SUPPLIES - MARZOLF	\$230.70
10-1110.610.000.14.00/1161014	GENERAL SUPPLIES - RESERVE	\$50.70
10-1110.610.000.15.02/116101502	ROGERS - GENERAL SUPPLIES	\$5.40
10-1110.610.000.31.10/116103110	EDUC - SUPPLIES - HS TECH ED	\$72.60
10-1110.610.000.31.13/116103113	SUPPLIES - HS SCIENCE	\$391.34
10-1110.610.000.35.13/6103513	SUPPLIES - MIDDLE SCHOOL SCIENCE	\$151.38
	Vendor Total	\$905.72
MOB23 MOBILE STORAGE GROUP		
MOBILE MINI		
10-2620.442.000.01.00/262044201	RENTAL-EQUIP&VEHICLES	\$67.73
10-2620.442.000.01.00/262044201	RENTAL-EQUIP&VEHICLES	\$83.36
10-2620.442.000.01.00/262044201	RENTAL-EQUIP&VEHICLES	\$75.00
10-2620.442.000.01.00/262044201	RENTAL-EQUIP&VEHICLES	\$67.00
10-2620.442.000.01.00/262044201	RENTAL-EQUIP&VEHICLES	\$67.00
10-2620.442.000.01.00/262044201	RENTAL-EQUIP&VEHICLES	\$67.00
10-2620.442.000.31.00/262044231	RENTAL-EQUIP&VEHICLES	\$67.73
10-2620.442.000.31.00/262044231	RENTAL-EQUIP&VEHICLES	\$62.10
10-2620.442.000.35.00/262044235	RENTAL-EQUIP&VEHICLES	\$62.10
	Vendor Total	\$619.02
MOR33 DANIEL J. MORGAN		
10-1290.322.000.30.00/129032230	IU - Purch Prof Educ Services - SECONDARY	\$3,627.00
MRJ03 MR JOHN OF PITTSBURGH		
10-2620.430.000.19.23/4301923	MAINT - REPAIRS - ELEM SCHOOL	\$105.00
10-2620.430.000.19.23/4301923	MAINT - REPAIRS - ELEM SCHOOL	\$105.00
10-2620.430.000.19.23/4301923	MAINT - REPAIRS - ELEM SCHOOL	\$105.00
10-2620.430.000.31.23/4303123	MAINT - REPAIRS - HIGH SCHOOL	\$115.00
	Vendor Total	\$430.00

Date: 09/08/16
Time: 16:17:22

Shaler Area School District
Supplement C.1A 9-21-2016
2016-2017

Page: 14
BAR046i

Account Number	Description	Amount
MUS16 MUSIC IS ELEMENTARY		
10-1110.610.000.11.00/1161011	GENERAL SUPPLIES - BURCHFIELD	\$359.61
10-1110.610.000.13.00/1161013	GENERAL SUPPLIES - MARZOLF	\$219.00
10-1110.610.000.14.00/1161014	GENERAL SUPPLIES - RESERVE	\$167.09
10-1110.610.000.15.00/1161015	GENERAL SUPPLIES - ROGERS	\$194.47
	Vendor Total	\$940.17
NAP21 NAPA AUTO/TRUCK PARTS OF ETNA		
10-2620.610.000.01.00/262061001	MAINT - GEN SUP - B&G	\$13.33
10-2620.610.000.01.00/262061001	MAINT - GEN SUP - B&G	\$24.99
10-2620.610.000.01.00/262061001	MAINT - GEN SUP - B&G	\$10.86
10-2620.610.000.31.00/262061031	MAINT - GEN SUP - HS	\$19.68
10-2650.610.000.00.00/2650610	VEHICLE - GEN SUP	\$129.99
	Vendor Total	\$198.85
NAS01 NASCO		
10-1110.610.000.31.13/116103113	SUPPLIES - HS SCIENCE	\$44.34
10-1110.610.000.31.13/116103113	SUPPLIES - HS SCIENCE	\$11.90
	Vendor Total	\$56.24
NAT02 NASP/NAT'L ASSO.OF SCH PSYCHOLOGIST		
10-2140.810.000.10.00/214081010	PSYCH SVC - DUES & FEES - ELEMENTARY	\$199.00
NAT62 NATIONAL ART & SCHOOL SUPPLIES INC.		
10-1110.610.000.11.00/1161011	GENERAL SUPPLIES - BURCHFIELD	\$1,881.82
10-1110.610.000.12.00/1161012	GENERAL SUPPLIES - JEFFERY	\$592.67
10-1110.610.000.12.00/1161012	GENERAL SUPPLIES - JEFFERY	\$9.00
10-1110.610.000.13.00/1161013	GENERAL SUPPLIES - MARZOLF	\$3,022.87
10-1110.610.000.14.00/1161014	GENERAL SUPPLIES - RESERVE	\$9.00
10-1110.610.000.14.00/1161014	GENERAL SUPPLIES - RESERVE	\$969.33
10-1110.610.000.15.00/1161015	GENERAL SUPPLIES - ROGERS	\$1,234.61
10-1110.610.000.15.02/116101502	ROGERS - GENERAL SUPPLIES	\$139.20
10-1110.610.000.19.00/1161019	GENERAL SUPPLIES - ELEM SCHOOL	\$3,308.95
10-1110.610.000.31.00/1161031	GENERAL SUPPLIES - HIGH SCHOOL	\$2,219.20
10-1110.610.000.35.00/1161035	GENERAL SUPPLIES - MIDDLE SCHOOL	\$480.02
	Vendor Total	\$13,866.67
NEW61 NEW ENGLAND SECURITY LOCK CO		
10-2620.610.000.19.00/262061019	MAINT - GEN SUP - ELEM SCH	\$1,431.00
10-2620.610.000.31.00/262061031	MAINT - GEN SUP - HS	\$452.00
10-2620.610.000.35.00/262061035	MAINT - GEN SUP - MS	\$904.00
	Vendor Total	\$2,787.00
NIC06 NICKLAS SUPPLY		
10-2620.610.000.12.00/262061012	MAINT - GEN SUP - JEFFERY	\$16.66
10-2620.610.000.13.00/262061013	MAINT - GEN SUP - MARZOLF	\$78.35
	Vendor Total	\$95.01
NOR29 NORTHEASTERN ENVELOPE CO		
10-1110.610.000.11.00/1161011	GENERAL SUPPLIES - BURCHFIELD	\$231.31
10-1110.610.000.12.00/1161012	GENERAL SUPPLIES - JEFFERY	\$120.44
10-1110.610.000.13.00/1161013	GENERAL SUPPLIES - MARZOLF	\$211.55
10-1110.610.000.15.00/1161015	GENERAL SUPPLIES - ROGERS	\$130.29
10-1110.610.000.19.00/1161019	GENERAL SUPPLIES - ELEM SCHOOL	\$610.39
	Vendor Total	\$1,303.98

Account Number	Description	Amount
OFF03 OFFICE DEPOT BUSINESS SVC. DIV.		
10-1110.610.000.19.00/1161019	GENERAL SUPPLIES - ELEM SCHOOL	\$297.84
10-1110.610.000.19.00/1161019	GENERAL SUPPLIES - ELEM SCHOOL	\$539.67
10-1110.610.000.19.00/1161019	GENERAL SUPPLIES - ELEM SCHOOL	\$33.43
10-1110.610.000.19.00/1161019	GENERAL SUPPLIES - ELEM SCHOOL	\$71.31
10-1110.610.000.19.00/1161019	GENERAL SUPPLIES - ELEM SCHOOL	\$23.19
10-1110.610.000.31.00/1161031	GENERAL SUPPLIES - HIGH SCHOOL	\$315.36
10-1110.610.000.31.00/1161031	GENERAL SUPPLIES - HIGH SCHOOL	\$59.80
10-1110.610.000.31.00/1161031	GENERAL SUPPLIES - HIGH SCHOOL	\$1.99
10-1110.610.000.31.00/1161031	GENERAL SUPPLIES - HIGH SCHOOL	\$746.91
10-1110.610.000.31.00/1161031	GENERAL SUPPLIES - HIGH SCHOOL	\$82.99
10-1110.610.000.31.15/6103115	SUPPLIES - HS SOCIAL STUDIES	\$68.36
10-1110.610.000.31.15/6103115	SUPPLIES - HS SOCIAL STUDIES	\$45.79
	Vendor Total	\$2,286.64
ORI06 ORIENTAL TRADING CO INC		
10-1110.610.000.12.00/1161012	GENERAL SUPPLIES - JEFFERY	\$39.88
10-1110.610.000.12.00/1161012	GENERAL SUPPLIES - JEFFERY	\$93.74
10-1225.610.000.10.00/122561010	SPEECH IMP - GENERAL SUP - ELEM	\$38.59
	Vendor Total	\$172.21
PAC21 PACE SCHOOL		
10-1233.561.000.10.98/12335611098	Autistic Support - Tuition/lea W/i State ESY	\$10,000.00
PEN21 PA MUNICIPAL SVC CO		
10-2334.330.000.00.00/2334330	PURCH OTHER PROF SVC	\$339.90
PAR44 PARAGON MEDICAL		
10-1110.610.000.31.08/6103108	SUPPLIES - HS HEALTH & PHYS ED	\$75.00
PEN11 PASA/PENNSYLVANIA ASSOC OF		
10-2360.810.000.00.00/2360810	DUES & FEES	\$1,350.00
10-2834.580.000.00.00/2834580	TRAVEL	\$229.00
	Vendor Total	\$1,579.00
PSY01 PEARSON, CLINICAL ASSESSMENT		
10-2140.610.000.10.00/214061010	ELEMENTARY-GENERALSUPPLIES	\$280.00
10-2140.610.000.10.00/214061010	ELEMENTARY-GENERALSUPPLIES	\$180.00
	Vendor Total	\$460.00
PEA13 PEARSON EDUCATION		
10-1110.640.000.31.13/116403113	HS - BOOKS	\$5,954.21
PEN02 PENA-PLAS COMPANY		
10-2620.610.000.31.00/262061031	MAINT - GEN SUP - HS	\$4.22
PIC44 PENNSYLVANIA INSTITUTE OF CPA		
PICPA		
10-2719.810.000.00.00/2710810	DUES & FEES	\$330.00
PES06 PESTCO INC		
10-2620.430.000.11.23/4301123	MAINT - REPAIRS - BURCHFIELD	\$65.00
10-2620.430.000.12.23/4301223	MAINT - REPAIRS - JEFFERY	\$40.00
10-2620.430.000.13.23/4301323	MAINT - REPAIRS - MARZOLF	\$40.00
10-2620.430.000.14.23/4301423	MAINT - REPAIRS - RESERVE	\$30.00
10-2620.430.000.19.23/4301923	MAINT - REPAIRS - ELEM SCHOOL	\$120.00
10-2620.430.000.31.23/4303123	MAINT - REPAIRS - HIGH SCHOOL	\$255.55
	Vendor Total	\$550.55

Date: 09/08/16
Time: 16:17:22

Shaler Area School District
Supplement C.1A 9-21-2016
2016-2017

Page: 16
BAR046i

Account Number	Description	Amount
PIO06 PIONEER MANUFACTURING CO		
10-2620.610.000.31.00/262061031	MAINT - GEN SUP - HS	\$76.00
PIT06 PITT SPECIALTY SUPPLY, INC		
10-2620.610.000.11.23/6101123	MAINT - GEN SUP - BURCHFIELD	\$37.56
10-2620.610.000.13.23/6101323	MAINT - GEN SUP - MARZOLF	\$50.16
10-2620.610.000.14.23/6101423	MAINT - GEN SUP - RESERVE	\$71.67
10-2620.610.000.19.23/6101923	MAINT - GEN SUP - ELEM SCH	\$53.61
10-2620.610.000.31.23/6103123	MAINT - GEN SUP - HS	\$92.82
10-2620.610.000.35.23/6103523	MAINT - GEN SUP - MS	\$68.22
	Vendor Total	\$374.04
PIT82 PITTSBURGH MOBILE CONCRETE		
10-2620.610.000.31.00/262061031	MAINT - GEN SUP - HS	\$565.00
PIT41 PITTSBURGH POST-GAZETTE		
10-2250.640.000.35.00/225064035	LIBRARY - BOOKS - MIDDLE SCHOOL	\$110.50
10-2519.549.000.00.00/2510540	ADVERTISING	\$279.45
10-2519.610.000.00.00/2510610	FINANCIAL - GENERAL SUPPLIES	\$158.60
	Vendor Total	\$548.55
PIT46 PITTSBURGH WATER COOLER		
10-1110.610.000.19.00/1161019	GENERAL SUPPLIES - ELEM SCHOOL	\$13.00
10-2360.610.000.00.00/2360610	SUPT - GENERAL SUPPLIES	\$33.20
	Vendor Total	\$46.20
PLA01 PLANK ROAD PUBLISHING		
10-1110.610.000.11.00/1161011	GENERAL SUPPLIES - BURCHFIELD	\$112.45
10-1110.610.000.14.00/1161014	GENERAL SUPPLIES - RESERVE	\$112.45
	Vendor Total	\$224.90
PMF01 PMF RENTALS		
PLUNKETT MOTOR FREIGHT		
10-2620.430.000.19.00/262043019	MAINT - REPAIRS - ELEM SCH	\$90.00
10-2620.430.000.19.00/262043019	MAINT - REPAIRS - ELEM SCH	\$90.00
	Vendor Total	\$180.00
PPG56 PPG ARCHITECTURAL COATINGS		
10-2620.610.000.11.00/262061011	MAINT - GEN SUP - BURCHFIELD	\$39.50
10-2620.610.000.13.00/262061013	MAINT - GEN SUP - MARZOLF	\$65.98
10-2620.610.000.13.00/262061013	MAINT - GEN SUP - MARZOLF	\$37.94
10-2620.610.000.13.00/262061013	MAINT - GEN SUP - MARZOLF	\$120.74
10-2620.610.000.13.00/262061013	MAINT - GEN SUP - MARZOLF	\$10.99
10-2620.610.000.19.00/262061019	MAINT - GEN SUP - ELEM SCH	\$39.14
10-2620.610.000.31.00/262061031	MAINT - GEN SUP - HS	\$145.41
10-2620.610.000.31.00/262061031	MAINT - GEN SUP - HS	\$92.00
10-2620.610.000.31.00/262061031	MAINT - GEN SUP - HS	\$199.05
10-2620.610.000.31.00/262061031	MAINT - GEN SUP - HS	\$18.07
10-2620.610.000.31.00/262061031	MAINT - GEN SUP - HS	\$18.07
	Vendor Total	\$786.89
PRE09 PRENTKE ROMICH CO		
10-2111.610.000.10.00/211061010	PUPIL PERS - GEN SUP - ELEM	\$238.92
10-2111.610.000.10.00/211061010	PUPIL PERS - GEN SUP - ELEM	\$696.00
	Vendor Total	\$934.92

Account Number	Description	Amount
PRE11 PRESSLEY RIDGE		
10-1233.561.000.10.98/12335611098	Autistic Support - Tuition/lea W/i State ESY	\$8,100.00
PRO36 PROJECT ADVENTURE INC		
10-1110.610.000.19.00/1161019	GENERAL SUPPLIES - ELEM SCHOOL	\$83.00
PRO51 PROQUEST INFORMATION & LEARNING		
10-2250.648.000.31.00/225064831	LIBRARY - ELEC MEDIA BOOKS&PERIODICALS - HS	\$688.00
PUB03 PUBLIC SCHOOL EMPLOYEES RETIREMENT SYS		
10-1110.230.000.00.00/11230	RETIREMENT	\$2,073.41
10-1110.230.000.00.00/11230	RETIREMENT	\$7,338.78
10-1110.230.000.00.00/11230	RETIREMENT	\$0.86
10-1110.230.000.00.00/11230	RETIREMENT	\$275.83
10-1241.230.000.10.00/124123010	ELEMENTARY - RETIREMENT	\$398.25
10-1241.230.000.10.00/124123010	ELEMENTARY - RETIREMENT	\$99.82
10-1241.230.000.10.00/124123010	ELEMENTARY - RETIREMENT	\$166.83
10-2620.230.000.00.00/2620230	RETIREMENT	\$209.44
10-2620.230.000.00.00/2620230	RETIREMENT	\$68.61
Vendor Total		\$10,631.83
PYR21 PYRAMID SCHOOL PRODUCTS		
10-1110.610.000.11.00/1161011	GENERAL SUPPLIES - BURCHFIELD	\$585.29
10-1110.610.000.11.00/1161011	GENERAL SUPPLIES - BURCHFIELD	\$9.18
10-1110.610.000.11.02/116101102	BURCHFIELD - GENERAL SUPPLIES	\$227.28
10-1110.610.000.11.02/116101102	BURCHFIELD - GENERAL SUPPLIES	\$4.69
10-1110.610.000.12.00/1161012	GENERAL SUPPLIES - JEFFERY	\$488.61
10-1110.610.000.12.00/1161012	GENERAL SUPPLIES - JEFFERY	\$53.48
10-1110.610.000.12.00/1161012	GENERAL SUPPLIES - JEFFERY	\$45.20
10-1110.610.000.13.00/1161013	GENERAL SUPPLIES - MARZOLF	\$872.51
10-1110.610.000.13.00/1161013	GENERAL SUPPLIES - MARZOLF	\$15.72
10-1110.610.000.13.00/1161013	GENERAL SUPPLIES - MARZOLF	\$40.63
10-1110.610.000.14.00/1161014	GENERAL SUPPLIES - RESERVE	\$188.01
10-1110.610.000.14.00/1161014	GENERAL SUPPLIES - RESERVE	\$35.50
10-1110.610.000.15.00/1161015	GENERAL SUPPLIES - ROGERS	\$776.61
10-1110.610.000.15.02/116101502	ROGERS - GENERAL SUPPLIES	\$45.87
10-1110.610.000.19.00/1161019	GENERAL SUPPLIES - ELEM SCHOOL	\$64.08
10-1110.610.000.19.00/1161019	GENERAL SUPPLIES - ELEM SCHOOL	\$1,319.54
10-1110.610.000.19.00/1161019	GENERAL SUPPLIES - ELEM SCHOOL	\$23.94
10-1110.610.000.31.00/1161031	GENERAL SUPPLIES - HIGH SCHOOL	\$220.96
10-1110.610.000.35.00/1161035	GENERAL SUPPLIES - MIDDLE SCHOOL	\$269.03
10-1110.610.000.35.02/6103502	SUPPLIES - MIDDLE SCHOOL ART	\$26.70
10-2440.610.000.13.00/244061013	MARZOLF - GENERAL SUPPLIES	\$78.23
10-2440.610.000.14.00/244061014	RESERVE - GENERAL SUPPLIES	\$53.48
10-2440.610.000.15.00/244061015	ROGERS - GENERAL SUPPLIES	\$118.80
10-2440.610.000.35.00/244061035	GENERAL SUPPLIES	\$124.62
10-2611.610.000.01.00/261061001	GENERAL SUPPLIES	\$65.01
10-2611.610.000.01.00/261061001	GENERAL SUPPLIES	\$-34.14
10-2620.610.000.01.23/6100123	MAINT - GEN SUP - B&G	\$203.96
10-2620.610.000.01.23/6100123	MAINT - GEN SUP - B&G	\$50.84
10-2620.610.000.12.23/6101223	MAINT - GEN SUP - JEFFERY	\$205.44
10-2620.610.000.13.23/6101323	MAINT - GEN SUP - MARZOLF	\$409.30
10-2620.610.000.14.23/6101423	MAINT - GEN SUP - RESERVE	\$245.68
10-2620.610.000.31.23/6103123	MAINT - GEN SUP - HS	\$668.23
10-3249.610.000.31.00/324961031	Misc Activities - HS - GENERAL SUPPLIES	\$240.18

Date: 09/08/16
Time: 16:17:23

Shaler Area School District
Supplement C.1A 9-21-2016
2016-2017

Page: 18
BAR046i

Account Number	Description	Amount
PYR21 PYRAMID SCHOOL PRODUCTS		
10-3255.610.000.00.00/3255610	Baseball - GENERAL SUPPLIES	\$103.50
10-3271.610.000.00.00/3271610	LaCrosse Girls - GENERAL SUPPLIES	\$12.99
	Vendor Total	\$7,858.95
RAP54 RAPTOR TECHNOLOGIES, LLC		
10-1110.610.000.12.00/1161012	GENERAL SUPPLIES - JEFFERY	\$100.00
10-1110.610.000.31.00/1161031	GENERAL SUPPLIES - HIGH SCHOOL	\$200.00
	Vendor Total	\$300.00
CR31 CLINT RAUSCHER		
10-3251.580.000.00.00/3251580	Athletic Director - TRAVEL	\$30.00
REA13 REALLY GOOD STUFF		
10-1110.610.000.12.00/1161012	GENERAL SUPPLIES - JEFFERY	\$125.38
10-1110.610.000.19.00/1161019	GENERAL SUPPLIES - ELEM SCHOOL	\$160.35
10-1110.610.000.19.00/1161019	GENERAL SUPPLIES - ELEM SCHOOL	\$60.34
10-1110.610.000.19.00/1161019	GENERAL SUPPLIES - ELEM SCHOOL	\$250.53
10-1110.610.000.19.00/1161019	GENERAL SUPPLIES - ELEM SCHOOL	\$204.72
10-1110.610.000.19.00/1161019	GENERAL SUPPLIES - ELEM SCHOOL	\$63.98
10-1110.610.000.19.00/1161019	GENERAL SUPPLIES - ELEM SCHOOL	\$63.28
10-2250.610.000.12.00/225061012	JEFFERY - GENERAL SUPPLIES	\$41.35
	Vendor Total	\$969.93
REN05 RENAISSANCE LEARNING		
10-2271.322.000.31.00/227132031	PURCH PROF/EDUC SVC	\$3,000.00
10-2271.322.000.35.00/227132035	PURCH PROF/EDUC SVC	\$4,600.80
	Vendor Total	\$7,600.80
ROC25 ROCHESTER 100, INC		
10-1110.610.000.11.00/1161011	GENERAL SUPPLIES - BURCHFIELD	\$143.75
10-1110.610.000.12.00/1161012	GENERAL SUPPLIES - JEFFERY	\$380.00
10-1110.610.000.13.00/1161013	GENERAL SUPPLIES - MARZOLF	\$769.20
10-1110.610.000.14.00/1161014	GENERAL SUPPLIES - RESERVE	\$311.25
10-1110.610.000.15.00/1161015	GENERAL SUPPLIES - ROGERS	\$500.00
	Vendor Total	\$2,104.20
ROC02 ROCKLER WOODWORKING & HARDWARE		
10-1110.610.000.35.10/6103510	SUPPLIES - MIDDLE SCHOOL TECH ED	\$131.95
ROE88 W L ROENIGK		
10-2750.513.000.00.55/275051355	STUDENT TRANSPORT-SPECIAL EDUC	\$9,079.75
ROS06 ROSSI FLOOR TECHNOLOGIES		
10-2620.430.000.11.00/262043011	MAINT - REPAIRS - BURCHFIELD	\$35.49
10-2620.430.000.35.00/262043035	MAINT - REPAIRS - MIDDLE SCHOOL	\$339.69
	Vendor Total	\$375.18
ROY03 ROYAL FIREWORKS		
10-1110.610.000.19.00/1161019	GENERAL SUPPLIES - ELEM SCHOOL	\$104.87
SAS01 S & S SCIENTIFIC SUPPLY INC		
10-1110.610.000.31.13/116103113	SUPPLIES - HS SCIENCE	\$898.52
10-1110.610.000.35.13/6103513	SUPPLIES - MIDDLE SCHOOL SCIENCE	\$566.84
	Vendor Total	\$1,465.36
SAS04 S&S WORLDWIDE		
10-1110.610.000.11.00/1161011	GENERAL SUPPLIES - BURCHFIELD	\$2.60
10-1110.610.000.11.00/1161011	GENERAL SUPPLIES - BURCHFIELD	\$444.61

Account Number	Description	Amount
SAS04 S&S WORLDWIDE		
10-1110.610.000.11.02/116101102	BURCHFIELD - GENERAL SUPPLIES	\$160.84
10-1110.610.000.11.08/116101108	BURCHFIELD - PHYS ED SUPPLIES	\$144.46
10-1110.610.000.12.00/1161012	GENERAL SUPPLIES - JEFFERY	\$34.90
10-1110.610.000.12.00/1161012	GENERAL SUPPLIES - JEFFERY	\$36.88
10-1110.610.000.12.00/1161012	GENERAL SUPPLIES - JEFFERY	\$19.00
10-1110.610.000.12.08/116101208	SUPPLIES - JEFFERY PHY ED	\$31.52
10-1110.610.000.14.00/1161014	GENERAL SUPPLIES - RESERVE	\$82.52
10-1110.610.000.14.00/1161014	GENERAL SUPPLIES - RESERVE	\$15.53
10-1110.610.000.14.00/1161014	GENERAL SUPPLIES - RESERVE	\$5.70
10-1110.610.000.15.00/1161015	GENERAL SUPPLIES - ROGERS	\$279.60
10-1110.610.000.15.00/1161015	GENERAL SUPPLIES - ROGERS	\$53.20
10-1110.610.000.15.02/116101502	ROGERS - GENERAL SUPPLIES	\$173.38
10-1110.610.000.15.08/116101508	ROGERS-PHYS ED SUPPLIES	\$125.86
10-1110.610.000.19.00/1161019	GENERAL SUPPLIES - ELEM SCHOOL	\$67.92
10-1110.610.000.19.00/1161019	GENERAL SUPPLIES - ELEM SCHOOL	\$51.92
10-1110.610.000.31.00/1161031	GENERAL SUPPLIES - HIGH SCHOOL	\$190.00
10-1110.610.000.31.00/1161031	GENERAL SUPPLIES - HIGH SCHOOL	\$123.00
10-1110.610.000.35.00/1161035	GENERAL SUPPLIES - MIDDLE SCHOOL	\$47.50
10-3249.610.000.31.00/324961031	Misc Activities - HS - GENERAL SUPPLIES	\$56.88
	Vendor Total	\$2,147.82
SAD08 SADLIER-OXFORD		
10-1110.640.000.11.05/116401105	BURCHFIELD - BOOKS	\$6,204.41
10-1110.640.000.12.05/116401205	JEFFERY - BOOKS	\$3,042.90
10-1110.640.000.14.05/116401405	RESERVE - BOOKS	\$2,958.95
10-1241.640.000.10.00/124164010	LEARNING SUPPORT - BOOKS - ELEM	\$387.63
	Vendor Total	\$12,593.89
SAR01 SARGENT WELCH SCIENTIFIC		
10-1110.610.000.31.13/116103113	SUPPLIES - HS SCIENCE	\$32.70
10-1110.610.000.31.13/116103113	SUPPLIES - HS SCIENCE	\$52.14
10-1110.610.000.31.13/116103113	SUPPLIES - HS SCIENCE	\$122.04
	Vendor Total	\$206.88
SAV08 SAVISKY PRO TURF		
10-2620.430.000.31.00/262043031	MAINT - REPAIRS - HS	\$2,400.00
SAW01 SAW SALES & MACHINERY		
10-1110.610.000.35.10/6103510	SUPPLIES - MIDDLE SCHOOL TECH ED	\$85.28
SAX01 SAX ARTS & CRAFTS SCHOOL SPECIALTY		
10-1110.610.000.19.00/1161019	GENERAL SUPPLIES - ELEM SCHOOL	\$730.02
10-1110.610.000.19.00/1161019	GENERAL SUPPLIES - ELEM SCHOOL	\$639.59
10-1110.610.000.19.00/1161019	GENERAL SUPPLIES - ELEM SCHOOL	\$246.88
	Vendor Total	\$1,616.49
SCH44 SCHAEGLER YESCO		
10-2620.610.000.11.00/262061011	MAINT - GEN SUP - BURCHFIELD	\$414.00
10-2620.610.000.12.00/262061012	MAINT - GEN SUP - JEFFERY	\$414.00
10-2620.610.000.13.00/262061013	MAINT - GEN SUP - MARZOLF	\$414.00
10-2620.610.000.13.00/262061013	MAINT - GEN SUP - MARZOLF	\$73.61
10-2620.610.000.14.00/262061014	MAINT - GEN SUP - RESERVE	\$414.00
10-2620.610.000.19.00/262061019	MAINT - GEN SUP - ELEM SCH	\$828.00
10-2620.610.000.31.00/262061031	MAINT - GEN SUP - HS	\$206.19

Date: 09/08/16
Time: 16:17:23

Shaler Area School District
Supplement C.1A 9-21-2016
2016-2017

Page: 20
BAR046i

Account Number	Description	Amount
SCH44 SCHAEDLER YESCO		
10-2620.610.000.31.00/262061031	MAINT - GEN SUP - HS	\$828.00
10-2620.610.000.31.00/262061031	MAINT - GEN SUP - HS	\$547.97
10-2620.610.000.35.00/262061035	MAINT - GEN SUP - MS	\$103.93
10-2620.610.000.35.00/262061035	MAINT - GEN SUP - MS	\$176.68
10-2620.610.000.35.00/262061035	MAINT - GEN SUP - MS	\$9.27
10-2620.610.000.35.00/262061035	MAINT - GEN SUP - MS	\$828.00
10-2620.610.000.35.00/262061035	MAINT - GEN SUP - MS	\$7.95
10-2620.610.000.35.00/262061035	MAINT - GEN SUP - MS	\$955.18
	Vendor Total	\$6,220.78
SCH12 SCHERER LOCK & SUPPLY INC.		
10-2620.430.000.01.00/262043001	MAINT - REPAIRS - BUTLER PLK	\$44.61
10-2620.610.000.01.00/262061001	MAINT - GEN SUP - B&G	\$14.10
	Vendor Total	\$58.71
SCH36 SCHOOL HEALTH CORPORATION		
10-2440.610.000.00.00/2440610	GENERAL SUPPLIES	\$247.89
10-2440.610.000.11.00/244061011	BURCHFIELD - GENERAL SUPPLIES	\$337.77
10-2440.610.000.12.00/244061012	JEFFERY - GENERAL SUPPLIES	\$121.39
10-2440.610.000.13.00/244061013	MARZOLF - GENERAL SUPPLIES	\$190.49
10-2440.610.000.14.00/244061014	RESERVE - GENERAL SUPPLIES	\$126.68
10-2440.610.000.15.00/244061015	ROGERS - GENERAL SUPPLIES	\$111.80
10-2440.610.000.35.00/244061035	GENERAL SUPPLIES	\$363.18
10-3299.610.000.00.00/3299610	Misc Athletics - GENERAL SUPPLIES	\$70.00
	Vendor Total	\$1,569.20
SIA23 SCHOOL INFO APP, LLC		
10-1110.610.000.35.00/1161035	GENERAL SUPPLIES - MIDDLE SCHOOL	\$1,000.00
SCH56 SCHOOL SPECIALTY INC		
10-1110.610.000.14.00/1161014	GENERAL SUPPLIES - RESERVE	\$140.40
10-2380.610.000.13.00/238061013	PRINCIPAL - GENERAL SUPPLIES - MARZOLF	\$211.39
	Vendor Total	\$351.79
SCO06 SCOTT ELECTRIC		
10-1110.430.000.31.10/114303110	INSTRUCTIONAL - REPAIRS/MAINT - HS TECH ED	\$106.70
82AA SHALER AREA HIGH SCHOOL		
10-1110.610.000.31.06/6103106	INSTRUCTIONAL - GEN SUP - HS WORLD LANGUAGES	\$49.96
10-3219.760.000.00.00/3219760	Cheerleaders - EQUIPMENT-REPLACEMENT	\$194.82
	Vendor Total	\$244.78
SH015 SHOP BOT TOOLS, INC.		
10-1110.430.000.31.10/114303110	INSTRUCTIONAL - REPAIRS/MAINT - HS TECH ED	\$162.80
SOC53 SOCCER ONE		
10-1110.610.000.31.08/6103108	SUPPLIES - HS HEALTH & PHYS ED	\$192.12
SOC06 SOCIAL STUDIES SCH SVC		
10-1110.610.000.31.15/6103115	SUPPLIES - HS SOCIAL STUDIES	\$139.91
10-1110.610.000.31.15/6103115	SUPPLIES - HS SOCIAL STUDIES	\$235.20
	Vendor Total	\$375.11
SPE53 THE SPEECH CORNER		
10-1225.610.000.10.00/122561010	SPEECH IMP - GENERAL SUP - ELEM	\$94.90

Shaler Area School District
Supplement C.1A 9-21-2016
2016-2017

Account Number	Description	Amount
SPO06 SPORTSMANS		
10-3257.610.000.00.00/3257610	Basketball - Boys - GENERAL SUPPLIES	\$14.40
10-3272.610.000.00.00/3272610	LaCrosse Boys - General Supplies	\$176.00
10-3295.610.000.00.00/3295610	Wrestling - GENERAL SUPPLIES	\$248.16
	Vendor Total	\$438.56
SQU01 ALVAH M. SQUIBB CO., INC		
10-1110.610.000.31.00/1161031	GENERAL SUPPLIES - HIGH SCHOOL	\$122.91
DS19 DOLLY STAMPFLE		
10-1110.580.000.19.00/1158019	TRAVEL - ELEM SCHOOL	\$98.93
STA01 STANDARD CERAMIC SUPPLY CO		
10-1110.610.000.15.02/116101502	ROGERS - GENERAL SUPPLIES	\$19.00
STA11 STANDARD STATIONERY SUPPLY CO		
10-1110.610.000.11.00/1161011	GENERAL SUPPLIES - BURCHFIELD	\$881.21
10-1110.610.000.11.00/1161011	GENERAL SUPPLIES - BURCHFIELD	\$32.47
10-1110.610.000.11.02/116101102	BURCHFIELD - GENERAL SUPPLIES	\$2.00
10-1110.610.000.11.02/116101102	BURCHFIELD - GENERAL SUPPLIES	\$172.51
10-1110.610.000.13.00/1161013	GENERAL SUPPLIES - MARZOLF	\$1.23
10-1110.610.000.15.00/1161015	GENERAL SUPPLIES - ROGERS	\$1,245.06
10-1110.610.000.15.02/116101502	ROGERS - GENERAL SUPPLIES	\$134.85
10-1110.610.000.19.00/1161019	GENERAL SUPPLIES - ELEM SCHOOL	\$6.10
10-1110.610.000.19.00/1161019	GENERAL SUPPLIES - ELEM SCHOOL	\$2.32
10-1110.610.000.19.00/1161019	GENERAL SUPPLIES - ELEM SCHOOL	\$42.18
10-1110.610.000.19.00/1161019	GENERAL SUPPLIES - ELEM SCHOOL	\$1,393.04
10-1110.610.000.19.00/1161019	GENERAL SUPPLIES - ELEM SCHOOL	\$47.34
10-1110.610.000.35.00/1161035	GENERAL SUPPLIES - MIDDLE SCHOOL	\$127.00
10-1110.610.000.35.00/1161035	GENERAL SUPPLIES - MIDDLE SCHOOL	\$651.60
10-1110.610.000.35.02/6103502	SUPPLIES - MIDDLE SCHOOL ART	\$40.77
	Vendor Total	\$4,779.68
STA08 STAPLES ADVANTAGE		
10-1110.610.000.11.00/1161011	GENERAL SUPPLIES - BURCHFIELD	\$178.80
10-1110.610.000.11.00/1161011	GENERAL SUPPLIES - BURCHFIELD	\$178.60
10-1110.610.000.11.00/1161011	GENERAL SUPPLIES - BURCHFIELD	\$11.99
10-1110.610.000.11.00/1161011	GENERAL SUPPLIES - BURCHFIELD	\$92.14
10-1110.610.000.11.00/1161011	GENERAL SUPPLIES - BURCHFIELD	\$111.98
10-1110.610.000.15.00/1161015	GENERAL SUPPLIES - ROGERS	\$51.69
	Vendor Total	\$625.20
STE21 STERATORE SUPPLY, INC		
10-2620.610.000.01.23/6100123	MAINT - GEN SUP - B&G	\$69.20
10-2620.610.000.11.23/6101123	MAINT - GEN SUP - BURCHFIELD	\$5,094.70
10-2620.610.000.12.23/6101223	MAINT - GEN SUP - JEFFERY	\$2,663.60
10-2620.610.000.13.23/6101323	MAINT - GEN SUP - MARZOLF	\$3,271.05
10-2620.610.000.14.23/6101423	MAINT - GEN SUP - RESERVE	\$950.40
10-2620.610.000.19.23/6101923	MAINT - GEN SUP - ELEM SCH	\$6,472.85
10-2620.610.000.31.23/6103123	MAINT - GEN SUP - HS	\$4,466.00
10-2620.610.000.35.23/6103523	MAINT - GEN SUP - MS	\$3,757.80
	Vendor Total	\$26,745.60
STE12 STERLING PAPER		
10-2540.610.000.00.00/2540610	GENERAL SUPPLIES	\$471.75

Date: 09/08/16
 Time: 16:17:23

Shaler Area School District
 Supplement C.1A 9-21-2016
 2016-2017

Page: 22
 BAR046i

Account Number	Description	Amount
STE66 STEVE SPANGLER SCIENCE.COM		
10-1110.610.000.31.13/116103113	SUPPLIES - HS SCIENCE	\$164.39
SUL36 DAN SULLIVAN		
10-1110.610.000.35.10/6103510	SUPPLIES - MIDDLE SCHOOL TECH ED	\$73.75
SUN56 SUNBURY CONTROLS, INC.		
10-2620.610.000.35.00/262061035	MAINT - GEN SUP - MS	\$591.35
10-2620.610.000.35.00/262061035	MAINT - GEN SUP - MS	\$210.67
	Vendor Total	\$802.02
SUN02 SUNESYS, LLC		
SUNESYS, LLC		
10-2620.538.000.00.00/2620538	TRANSPORT/TELECOMMUNICATIONS	\$2,470.65
10-2620.538.000.00.00/2620538	TRANSPORT/TELECOMMUNICATIONS	\$2,470.65
10-2620.538.000.00.00/2620538	TRANSPORT/TELECOMMUNICATIONS	\$2,470.65
	Vendor Total	\$7,411.95
SUP04 SUPER DUPER INC.		
10-1225.610.000.10.00/122561010	SPEECH IMP - GENERAL SUP - ELEM	\$162.75
10-1225.610.000.10.00/122561010	SPEECH IMP - GENERAL SUP - ELEM	\$59.30
10-1225.610.000.10.00/122561010	SPEECH IMP - GENERAL SUP - ELEM	\$80.29
10-1225.610.000.10.00/122561010	SPEECH IMP - GENERAL SUP - ELEM	\$179.79
	Vendor Total	\$482.13
SUP22 SUPREME SCHOOL SUPPLY CO		
10-1110.610.000.11.00/1161011	GENERAL SUPPLIES - BURCHFIELD	\$51.48
10-1110.610.000.13.00/1161013	GENERAL SUPPLIES - MARZOLF	\$77.63
10-1110.610.000.15.00/1161015	GENERAL SUPPLIES - ROGERS	\$51.48
	Vendor Total	\$180.59
01LT LISA TAGMYER		
10-2160.580.000.00.00/2160580	SOCIAL WK - TRAVEL	\$95.73
TEA53 TEACHER CREATED RESOURCES		
10-1110.610.000.31.06/6103106	INSTRUCTIONAL - GEN SUP - HS WORLD LANGUAGES	\$65.88
TEA35 TEACHER DIRECT		
10-1110.610.000.19.00/1161019	GENERAL SUPPLIES - ELEM SCHOOL	\$205.33
10-1110.610.000.19.00/1161019	GENERAL SUPPLIES - ELEM SCHOOL	\$304.47
10-1110.610.000.19.00/1161019	GENERAL SUPPLIES - ELEM SCHOOL	\$58.80
10-1110.610.000.19.00/1161019	GENERAL SUPPLIES - ELEM SCHOOL	\$112.32
10-1110.610.000.19.00/1161019	GENERAL SUPPLIES - ELEM SCHOOL	\$263.87
10-1110.610.000.19.00/1161019	GENERAL SUPPLIES - ELEM SCHOOL	\$208.15
10-1110.610.000.19.00/1161019	GENERAL SUPPLIES - ELEM SCHOOL	\$62.36
10-1110.610.000.19.00/1161019	GENERAL SUPPLIES - ELEM SCHOOL	\$207.36
10-1110.610.000.19.00/1161019	GENERAL SUPPLIES - ELEM SCHOOL	\$119.05
10-1110.610.000.19.00/1161019	GENERAL SUPPLIES - ELEM SCHOOL	\$198.72
10-1110.610.000.19.00/1161019	GENERAL SUPPLIES - ELEM SCHOOL	\$202.41
10-1110.610.000.19.00/1161019	GENERAL SUPPLIES - ELEM SCHOOL	\$111.67
10-1110.610.000.19.00/1161019	GENERAL SUPPLIES - ELEM SCHOOL	\$196.32
10-1110.610.000.19.00/1161019	GENERAL SUPPLIES - ELEM SCHOOL	\$68.48
10-1110.610.000.19.00/1161019	GENERAL SUPPLIES - ELEM SCHOOL	\$264.16
10-1110.610.000.19.00/1161019	GENERAL SUPPLIES - ELEM SCHOOL	\$205.28
10-1110.610.000.19.00/1161019	GENERAL SUPPLIES - ELEM SCHOOL	\$202.41
	Vendor Total	\$2,991.16

Date: 09/08/16
Time: 16:17:24

Shaler Area School District
Supplement C.1A 9-21-2016
2016-2017

Page: 23
BAR046i

Account Number	Description	Amount
TEA31 TEACHER'S DISCOVERY		
10-1110.610.000.31.15/6103115	SUPPLIES - HS SOCIAL STUDIES	\$276.71
TEA52 TEACHER'S DISCOVERY - FOREIGN LANGUAGE		
10-1110.610.000.31.06/6103106	INSTRUCTIONAL - GEN SUP - HS WORLD LANGUAGES	\$530.98
SAL22 THE SALT FACTORY		
10-2620.610.000.19.00/262061019	MAINT - GEN SUP - ELEM SCH	\$245.00
10-2620.610.000.31.00/262061031	MAINT - GEN SUP - HS	\$245.00
10-2620.610.000.35.00/262061035	MAINT - GEN SUP - MS	\$245.00
	Vendor Total	\$735.00
TON06 TONAS GRAPHICS		
10-1110.610.000.19.00/1161019	GENERAL SUPPLIES - ELEM SCHOOL	\$560.85
TRE12 TREND ENTERPRISES, INC.		
10-1110.610.000.19.00/1161019	GENERAL SUPPLIES - ELEM SCHOOL	\$57.18
10-1110.610.000.19.00/1161019	GENERAL SUPPLIES - ELEM SCHOOL	\$14.93
10-1110.610.000.19.00/1161019	GENERAL SUPPLIES - ELEM SCHOOL	\$21.92
	Vendor Total	\$94.03
TRI06 TRIARCO ARTS & CRAFTS INC		
10-1110.610.000.11.00/1161011	GENERAL SUPPLIES - BURCHFIELD	\$66.55
10-1110.610.000.11.02/116101102	BURCHFIELD - GENERAL SUPPLIES	\$143.07
10-1110.610.000.12.00/1161012	GENERAL SUPPLIES - JEFFERY	\$10.06
10-1110.610.000.13.00/1161013	GENERAL SUPPLIES - MARZOLF	\$102.60
10-1110.610.000.14.00/1161014	GENERAL SUPPLIES - RESERVE	\$46.62
10-1110.610.000.15.02/116101502	ROGERS - GENERAL SUPPLIES	\$41.54
10-1110.610.000.19.00/1161019	GENERAL SUPPLIES - ELEM SCHOOL	\$13.24
10-1110.610.000.19.00/1161019	GENERAL SUPPLIES - ELEM SCHOOL	\$8.82
	Vendor Total	\$432.50
TRI05 TRIBUNE REVIEW (FOR ADS ONLY)		
TRIB TOTAL MEDIA		
10-2839.549.000.00.00/2830540	ADVERTISING	\$172.32
EDU16 TRIUMPH LEARNING, LLC		
10-1241.640.000.10.00/124164010	LEARNING SUPPORT - BOOKS - ELEM	\$380.87
TUC08 TUCKER ARENSBERG, PC		
10-2350.330.000.00.00/2350330	PROF SVCS. LEGAL COSTS	\$5,596.46
ULI21 ULINE		
10-1110.610.000.35.10/6103510	SUPPLIES - MIDDLE SCHOOL TECH ED	\$252.82
VER11 VERNIER SOFTWARE & TECHNOLOGY		
10-1110.610.000.31.13/116103113	SUPPLIES - HS SCIENCE	\$41.80
VEX52 VEX ROBOTICS, INC.		
10-1110.618.000.31.00/1161831	INSTRUCTIONAL - SOFTWARE SUP & LICENSING - HIGH SCHOOL	\$11,327.40
VIT21 VITAL RECORDS CENTER		
10-2120.590.000.31.00/212059031	GUIDANCE - MISC PURCHASED SERVICES - HIGH SCHOOL	\$1,423.30
WAR01 WARD'S NAT SCI EST INC		
WARD'S SCIENCE		
10-1110.610.000.31.13/116103113	SUPPLIES - HS SCIENCE	\$25.45
10-1110.610.000.31.13/116103113	SUPPLIES - HS SCIENCE	\$1,762.09
10-1110.610.000.31.13/116103113	SUPPLIES - HS SCIENCE	\$17.70
10-1110.610.000.31.13/116103113	SUPPLIES - HS SCIENCE	\$31.19

Date: 09/08/16
 Time: 16:17:24

Shaler Area School District
 Supplement C.1A 9-21-2016
 2016-2017

Page: 24
 BAR046i

Account Number	Description	Amount
WAR01 WARD'S NAT SCI EST INC		
WARD'S SCIENCE		
10-1110.610.000.31.13/116103113	SUPPLIES - HS SCIENCE	\$1,745.51
10-1110.610.000.31.13/116103113	SUPPLIES - HS SCIENCE	\$230.25
10-1110.610.000.31.13/116103113	SUPPLIES - HS SCIENCE	\$84.80
10-1110.610.000.31.13/116103113	SUPPLIES - HS SCIENCE	\$4.80
10-1110.610.000.31.13/116103113	SUPPLIES - HS SCIENCE	\$131.87
10-1110.610.000.31.13/116103113	SUPPLIES - HS SCIENCE	\$9.02
10-1110.610.000.31.13/116103113	SUPPLIES - HS SCIENCE	\$19.20
	Vendor Total	\$4,061.88
WAT03 THE EDUCATION CENTER / WATSON INSTITUTE		
THE WATSON INSTITUTE		
10-1233.561.000.10.00/123356110	Autistic Support - Tuition/lea W/i State - ELEM	\$11,468.64
10-1233.561.000.10.00/123356110	Autistic Support - Tuition/lea W/i State - ELEM	\$11,468.64
10-1233.561.000.10.98/12335611098	Autistic Support - Tuition/lea W/i State ESY	\$2,400.00
10-1233.561.000.10.98/12335611098	Autistic Support - Tuition/lea W/i State ESY	\$2,400.00
10-1233.561.000.10.98/12335611098	Autistic Support - Tuition/lea W/i State ESY	\$9,600.00
10-1233.561.000.30.00/123356130	Autistic Support - Tuition/lea W/i State - SECONDARY	\$11,468.64
10-1233.561.000.30.00/123356130	Autistic Support - Tuition/lea W/i State - SECONDARY	\$11,468.64
10-1233.561.000.30.00/123356130	Autistic Support - Tuition/lea W/i State - SECONDARY	\$9,949.80
10-1233.561.000.30.00/123356130	Autistic Support - Tuition/lea W/i State - SECONDARY	\$9,949.80
10-1233.561.000.30.00/123356130	Autistic Support - Tuition/lea W/i State - SECONDARY	\$9,949.80
10-1233.561.000.30.00/123356130	Autistic Support - Tuition/lea W/i State - SECONDARY	\$9,949.80
10-1290.322.000.30.98/12903223098	Other Services - Prof Education Serv-IU-ESY	\$496.00
10-1290.322.000.30.98/12903223098	Other Services - Prof Education Serv-IU-ESY	\$14,400.00
	Vendor Total	\$114,969.76
WAV51 WAVES EQUIPMENT SOURCE, INC.		
10-2620.430.000.01.00/262043001	MAINT - REPAIRS - BUTLER PLK	\$99.79
WES55 WEST MUSIC COMPANY		
10-1110.610.000.11.00/1161011	GENERAL SUPPLIES - BURCHFIELD	\$85.41
WES32 WEST PENN LACO INC		
10-2620.430.000.35.00/262043035	MAINT - REPAIRS - MIDDLE SCHOOL	\$18.50
WHO44 WHOLESALE MULCH & GRAVEL		
10-2630.610.000.13.00/263061013	MAINT UP-KEEP - GENERAL SUPPLIES - MARZOLF	\$281.25
10-2630.610.000.19.00/263061019	MAINT UP-KEEP - GENERAL SUPPLIES - ELEM SCH	\$281.25
	Vendor Total	\$562.50
	Report Total	\$655,596.15

Date: 09/08/16

Time: 16:14:12

Check Dates 08/01/16 - 08/31/16

Shaler Area School District
Supplement C.1A Check List
08/31/2016 2016-2017

Page: 1

BAR055

Check # 00001000 - 99991010

Check	Date	Vendor#	Vendor Name	P.O.	F/P	Inv Date	Invoice #	Check Amount	Batch	Src	Stat
10-0101.002.000.00.00 Cash - PNC Bank											
00171603	08/02/16	LIN33	LINCOLN INVESTMENTS					\$8,650.00	20160801	CC	R
			Instruction-Retiree Benefits 11280 / 10-1110.280.000.31.00			08/02/16	346126	8,650.00			
00171604	08/02/16	UPM01	UPMC HEALTH PLAN INS. WORKERS COMP					\$349,724.00	20160801	CC	R
			EMPLOYER WORK COMP 047532 / 10-0475.032.000.00.00			08/02/16	124302	-3,281.00			
			EMPLOYER WORK COMP 047532 / 10-0475.032.000.00.00			08/02/16	131517	353,005.00			
00171608	08/05/16	ZZ29	RONDA J. WINNECOUR					\$2,651.55	20160891	CC	R
			EMPLOYEE - GARNISHMENT - E FOR047025 / 10-0470.025.000.00.00			08/05/16	PY-VD13E-20160805P	2,651.55			
			CHAPTER 13								
00171609	08/05/16	ZZ06	NORTH DISTRICTS COMMUNITY CREDIT UNION					\$28,259.05	20160891	CC	R
			EMPLOYEE - CREDIT UNION 047042 / 10-0470.042.000.00.00			08/05/16	PY-VD07-20160805P	28,259.05			
00171610	08/05/16	ZZ16	TEAMSTERS LOCAL 205					\$3,404.00	20160891	CC	R
			EMPLOYEE - CUSTODIAN DUES 047032 / 10-0470.032.000.00.00			08/05/16	PY-VD06-20160805P	3,404.00			
00171611	08/05/16	ZZ17	TEAMSTERS LOCAL 205					\$1,688.00	20160891	CC	R
			EMPLOYEE - CLERICAL DUES 047031 / 10-0470.031.000.00.00			08/05/16	PY-VD05-20160805P	1,688.00			
00171612	08/05/16	GAPA1	Great American Plan Administrators Inc					\$15,483.52	20160891	CC	R
			EMPLOYEE - T.S.A. - C FOR LINCOLN INVESTMENT 04701 / 10-0470.001.000.00.00			08/05/16	PY-VD01C-20160805P	3,060.00			
			EMPLOYEE - T.S.A. - E FOR AMERICAN FUNDS 04701 / 10-0470.001.000.00.00			08/05/16	PY-VD01E-20160805P	1,912.62			
			EMPLOYEE - T.S.A. - G FOR EMPLOYEE BENEFIT/GWN 04701 / 10-0470.001.000.00.00			08/05/16	PY-VD01G-20160805P	1,050.00			
			EMPLOYEE - T.S.A. - ING (AETNA) 04701 / 10-0470.001.000.00.00			08/05/16	PY-VD01I-20160805P	1,163.52			
			EMPLOYEE - T.S.A. - L FOR EQUITABLE-AXA 04701 / 10-0470.001.000.00.00			08/05/16	PY-VD01L-20160805P	1,076.00			
			EMPLOYEE - T.S.A. - M FOR LINCOLN FINANCIAL 04701 / 10-0470.001.000.00.00			08/05/16	PY-VD01M-20160805P	805.36			
			EMPLOYEE - T.S.A. - N FOR PLAN04701 / 10-0470.001.000.00.00			08/05/16	PY-VD01N-20160805P	150.00			
			MBR SVSC								
			EMPLOYEE - T.S.A. - Q FOR FIDELITY INVESTMENT 04701 / 10-0470.001.000.00.00			08/05/16	PY-VD01Q-20160805P	2,033.07			

Date: 09/08/16

Time: 16:14:12

Check Dates 08/01/16 - 08/31/16

Shaler Area School District

Supplement C.1A Check List

08/31/2016 2016-2017

Page: 2

BAR055

Check # 00001000 - 99991010

Check	Date	Vendor#	Vendor Name	P.O.	F/P	Inv Date	Invoice #	Check Amount	Batch	Src	Stat
10-0101.002.000.00.00 Cash - PNC Bank											
00171612	08/05/16	GAPA1	Great American Plan Administrators Inc					\$15,483.52	20160891	CC	R
			EMPLOYEE - T.S.A. - R FOR WADDELL AND REED	04701 /		08/05/16	PY-VD01R-20160805P	2,483.07			
			EMPLOYEE - ROTH - 1 FOR EMPLOYEE BENEFIT	04701 /		08/05/16	PY-VR01-20160805P	100.00			
			EMPLOYEE - ROTH - 3 FOR LINCOLN INVESTMENTS	04701 /		08/05/16	PY-VR03-20160805P	350.00			
			EMPLOYEE - ROTH - 4 FOR LINCOLN FINANCIAL	04701 /		08/05/16	PY-VR04-20160805P	1,249.88			
			EMPLOYEE - ROTH - 5 FOR WAD & REED	04701 /		08/05/16	PY-VR05-20160805P	50.00			
00171613	08/08/16	DUQ08	DUQUESNE LIGHT					\$325.00	20160801	CC	R
			ELECTRICITY - HS	262042231 / 10-2620.422.000.31.00		08/08/16	08/13/16	325.00			
00171614	08/10/16	PUB03	PUBLIC SCHOOL EMPLOYEES RETIREMENT SYS					\$256.97	20160801	CC	R
			RETIREMENT	2830230 / 10-2839.230.000.00.00		08/10/16	MASTREAN # 479	256.97			
00171617	08/19/16	ZZ29	RONDA J. WINNECOUR					\$1,733.55	20160892	CC	R
			EMPLOYEE - GARNISHMENT - E FOR CHAPTER 13	047025 / 10-0470.025.000.00.00		08/19/16	PY-VD13E-20160819P	1,733.55			
00171618	08/19/16	ZZ06	NORTH DISTRICTS COMMUNITY CREDIT UNION					\$29,904.87	20160892	CC	R
			EMPLOYEE - CREDIT UNION	047042 / 10-0470.042.000.00.00		08/19/16	PY-VD07-20160819P	29,904.87			
00171619	08/19/16	GAPA1	Great American Plan Administrators Inc					\$15,591.52	20160892	CC	R
			EMPLOYEE - T.S.A. - C FOR LINCOLN INVESTMENT	04701 /		08/19/16	PY-VD01C-20160819P	3,060.00			
			EMPLOYEE - T.S.A. - E FOR AMERICAN FUNDS	04701 /		08/19/16	PY-VD01E-20160819P	1,912.62			
			EMPLOYEE - T.S.A. - G FOR EMPLOYEE BENEFIT/GWN	04701 /		08/19/16	PY-VD01G-20160819P	1,050.00			
			EMPLOYEE - T.S.A. - ING (AETNA)	04701 /		08/19/16	PY-VD01I-20160819P	1,163.52			
			EMPLOYEE - T.S.A. - L FOR EQUITABLE-AXA	04701 /		08/19/16	PY-VD01L-20160819P	1,076.00			

Date: 09/08/16

Time: 16:14:13

Check Dates 08/01/16 - 08/31/16

Shaler Area School District
Supplement C.1A Check List
08/31/2016 2016-2017

Page: 3

BAR055

Check # 00001000 - 99991010

Check	Date	Vendor#	Vendor Name	P.O.	F/P Inv Date	Invoice #	Check Amount	Batch	Src	Stat
10-0101.002.000.00.00 Cash - PNC Bank										
00171619	08/19/16	GAPAL	Great American Plan Administrators Inc				\$15,591.52	20160892	CC	R
			EMPLOYEE - T.S.A. - M FOR LINCOLN FINANCIAL	04701 / 10-0470.001.000.00.00	08/19/16	PY-VD01M-20160819P	805.36			
			EMPLOYEE - T.S.A. - N FOR MBR SVSC	04701 / 10-0470.001.000.00.00	08/19/16	PY-VD01N-20160819P	150.00			
			EMPLOYEE - T.S.A. - Q FOR FIDELITY INVESTMENT	04701 / 10-0470.001.000.00.00	08/19/16	PY-VD01Q-20160819P	2,033.07			
			EMPLOYEE - T.S.A. - R FOR WADDELL AND REED	04701 / 10-0470.001.000.00.00	08/19/16	PY-VD01R-20160819P	2,483.07			
			EMPLOYEE - ROTH - 1 FOR EMPLOYEE BENEFIT	04701 / 10-0470.001.000.00.00	08/19/16	PY-VR01-20160819P	100.00			
			EMPLOYEE - ROTH - 3 FOR LINCOLN INVESTMENTS	04701 / 10-0470.001.000.00.00	08/19/16	PY-VR03-20160819P	400.00			
			EMPLOYEE - ROTH - 4 FOR LINCOLN FINANCIAL	04701 / 10-0470.001.000.00.00	08/19/16	PY-VR04-20160819P	1,307.88			
			EMPLOYEE - ROTH - 5 FOR WAD & REED	04701 / 10-0470.001.000.00.00	08/19/16	PY-VR05-20160819P	50.00			
00171756	08/19/16	AMC22	AMCA SYSTEMS, LLC				\$459.00	20160801	CC	R
			PURCH OTHER PROF SVC	2510330 / 10-2519.330.000.00.00	08/19/16	1436	165.00			
			PURCH OTHER PROF SVC	2510330 / 10-2519.330.000.00.00	08/19/16	1482	156.00			
			PURCH OTHER PROF SVC	2510330 / 10-2519.330.000.00.00	08/19/16	1529	138.00			
00171757	08/19/16	EMP01	EMPLOYER-TEAMSTERS 205				\$9,154.00	20160801	CC	R
			EMPLOYER VISION-P	047534 / 10-0475.034.000.00.00	08/19/16	SEPT 2016	2,104.00			
			EMPLOYER DENTAL-P	047536 / 10-0475.036.000.00.00	08/19/16	SEPT 2016	7,050.00			
00171758	08/19/16	JH01	JEANNE HOHLWEG				\$159.53	20160801	CC	R
			SUPT - GENERAL SUPPLIES	2360610 / 10-2360.610.000.00.00	08/17/16	REIMB PRCHS	159.53			
00171759	08/19/16	SUN55	SUN LIFE FINANCIAL				\$8,991.41	20160801	CC	R
			EMPLOYER LIFE INS	047538 / 10-0475.038.000.00.00	08/19/16	SEPT 2016	8,991.41			
00171763	08/23/16	AIU00	ALLEGHENY INTERMED. UNIT				\$38,020.00	20160801	CC	R
			PURCH OTHER PROF SVC - ELEM	129033010 / 10-1290.330.000.10.00	08/23/16	238A000103	38,020.00			
00171764	08/23/16	KEL01	KELLY INSURANCE GROUP IN				\$1,296.00	20160801	CC	R

Date: 09/08/16

Time: 16:14:13

Check Dates 08/01/16 - 08/31/16

Shaler Area School District

Supplement C.1A Check List

08/31/2016 2016-2017

Page: 4

BAR055

Check # 00001000 - 99991010

Check	Date	Vendor#	Vendor Name	P.O.	F/P Inv Date	Invoice #	Check Amount	Batch	Src	Stat
10-0101.002.000.00.00 Cash - PNC Bank										
00171764	08/23/16	KEL01	KELLY INSURANCE GROUP IN				\$1,296.00	20160801	CC	R
			BLANKET INSURANCE	2620521 / 10-2620.521.000.00.00	08/23/16	498	1,296.00			
00171765	08/23/16	MIL11	BOROUGH OF MILLVALE				\$10,481.99	20160801	CC	R
			CROSSING GUARDS	2790330 / 10-2790.330.000.00.00	08/23/16	CG2-2016	4,669.48			
			PURCH OTHER PROF SVC EARNED INCOME TAX	2331330 / 10-2331.330.000.00.00	08/23/16	TAX2-2016	5,812.51			
00171766	08/23/16	MON85	MONTOUR SCHOOL DISTRICT				\$1,550.00	20160801	CC	O
			Other Services - Prof Education Serv-IU-ESY	12903223098 / 10-1290.322.000.30.98	08/23/16	83546, 83575ESY	1,200.00			
			LEA W/I STATE- TUITION - HIGH SCHOOL	144156131 / 10-1441.561.000.31.00	08/23/16	83546, 83575ESY	350.00			
00171767	08/23/16	OER23	OERP/WPIC				\$135.00	20160801	CC	O
			PSYCH SVC - TRAVEL - SECONDARY	214058030 / 10-2140.580.000.30.00	08/23/16	REGSTRN BENTRAM	135.00			
00171768	08/30/16	ZZ24	TUITION ACCOUNT PROG BUR				\$1,420.00	20160898	CC	R
			EMPLOYEE - TUITION-TAP 529	047060 / 10-0470.060.000.00.00	08/05/16	PY-VD18-20160805M	710.00			
			EMPLOYEE - TUITION-TAP 529	047060 / 10-0470.060.000.00.00	08/19/16	PY-VD18-20160819M	710.00			
00171769	08/30/16	ZZ31	Sun Life Assurance Co of Canada (U.S.)				\$5,215.25	20160898	CC	R
			EMPLOYEE - DISABILITY INSURANCE	047022 / 10-0470.022.000.00.00	08/05/16	PY-VD10-20160805M	2,603.57			
			EMPLOYEE - DISABILITY INSURANCE	047022 / 10-0470.022.000.00.00	08/19/16	PY-VD10-20160819M	2,611.68			
99990994	08/05/16	ZZ02	PA DEPT OF REVENUE				\$28,267.78	820	WT	R
			EMPLOYEE - State Tax - Pennsylvania	047014 / 10-0470.014.000.00.00	08/05/16	PY-ST-PA-20160805P	28,267.78			
99990995	08/05/16	ZZ07	PENNSYLVANIA SCDU				\$540.82	820	WT	R
			EMPLOYEE - GARNISHMENT - A FOR ALLEGHENY	047025 / 10-0470.025.000.00.00	08/05/16	PY-VD13A-20160805P	540.82			
99990996	08/05/16	ZZ01	PNC BANK PAYROLL				\$248,391.11	820	WT	R
			EMPLOYEE - Federal Income Tax	047012 / 10-0470.012.000.00.00	08/05/16	PY-FIT-20160805P	108,364.83			
			EMPLOYEE - Medicare	047011 / 10-0470.011.000.00.00	08/05/16	PY-MCARE-20160805P	13,270.49			
			EMPLOYER - Medicare	047529 / 10-0475.029.000.00.00	08/05/16	PY-MCARE-20160805P	13,270.49			

Date: 09/08/16

Time: 16:14:13

Check Dates 08/01/16 - 08/31/16

Shaler Area School District
Supplement C.1A Check List
08/31/2016 2016-2017

Page: 5

BAR055

Check # 00001000 - 99991010

Check	Date	Vendor#	Vendor Name	P.O.	F/P	Inv Date	Invoice #	Check Amount	Batch	Src	Stat
10-0101.002.000.00.00 Cash - PNC Bank											
99990996	08/05/16	ZZ01	PNC BANK PAYROLL					\$248,391.11	820	WT	R
			EMPLOYEE - Social Security	047011 / 10-0470.011.000.00.00		08/05/16	PY-SOSEC-20160805P	56,742.65			
			EMPLOYER - Social Security	047529 / 10-0475.029.000.00.00		08/05/16	PY-SOSEC-20160805P	56,742.65			
99990997	08/05/16	ZZ01	PNC BANK PAYROLL					\$349.25	820	WT	R
			EMPLOYEE - NET PAY NOT DIRECT DEPOSITED	047070 / 10-0470.070.000.00.00		08/05/16	PY-NET-20160805P	349.25			
99990998	08/05/16	ZZDD	SHALER AREA SCHOOL DIST					\$576,416.39	820	WT	R
			EMPLOYEE - Direct Deposit Net	047070 / 10-0470.070.000.00.00		08/05/16	PY-DDN-20160805P	567,136.39			
			EMPLOYEE - Direct Deposit Fixed	047070 / 10-0470.070.000.00.00		08/05/16	PY-DDF-20160805P	9,280.00			
99990999	08/19/16	ZZ02	PA DEPT OF REVENUE					\$29,413.41	820	WT	R
			EMPLOYEE - State Tax - Pennsylvania	047014 / 10-0470.014.000.00.00		08/19/16	PY-ST-PA-20160819P	29,413.41			
99991000	08/19/16	ZZ07	PENNSYLVANIA SCDU					\$540.82	820	WT	R
			EMPLOYEE - GARNISHMENT - ALLEGHENY	A FOR047025 / 10-0470.025.000.00.00		08/19/16	PY-VD13A-20160819P	540.82			
99991001	08/19/16	ZZ01	PNC BANK PAYROLL					\$259,555.26	820	WT	R
			EMPLOYEE - Federal Income Tax	047012 / 10-0470.012.000.00.00		08/19/16	PY-FIT-20160819P	113,806.14			
			EMPLOYEE - Medicare	047011 / 10-0470.011.000.00.00		08/19/16	PY-MCARE-20160819P	13,812.83			
			EMPLOYER - Medicare	047529 / 10-0475.029.000.00.00		08/19/16	PY-MCARE-20160819P	13,812.83			
			EMPLOYEE - Social Security	047011 / 10-0470.011.000.00.00		08/19/16	PY-SOSEC-20160819P	59,061.73			
			EMPLOYER - Social Security	047529 / 10-0475.029.000.00.00		08/19/16	PY-SOSEC-20160819P	59,061.73			
99991002	08/19/16	ZZ01	PNC BANK PAYROLL					\$417.25	820	WT	R
			EMPLOYEE - NET PAY NOT DIRECT DEPOSITED	047070 / 10-0470.070.000.00.00		08/19/16	PY-NET-20160819P	417.25			
99991003	08/19/16	ZZDD	SHALER AREA SCHOOL DIST					\$606,748.10	820	WT	R
			EMPLOYEE - Direct Deposit Fixed	047070 / 10-0470.070.000.00.00		08/19/16	PY-DDF-20160819P	9,130.00			
			EMPLOYEE - Direct Deposit Net	047070 / 10-0470.070.000.00.00		08/19/16	PY-DDN-20160819P	597,618.10			
99991004	08/30/16	ZZ13	PUBLIC SCHOOL EMPLOYES' RETIREMENT					\$141,078.53	20160898	WT	O
			EMPLOYEE - Retirement 6.50%	04709 / 10-0470.009.000.00.00		08/05/16	PY-RTD6-20160805M	351.23			
			EMPLOYEE - Retirement 6.50%	04709 / 10-0470.009.000.00.00		08/19/16	PY-RTD6-20160819M	351.23			

Date: 09/08/16

Time: 16:14:13

Check Dates 08/01/16 - 08/31/16

Shaler Area School District

Supplement C.1A Check List

08/31/2016 2016-2017

Page: 6

BAR055

Check # 00001000 - 99991010

Check	Date	Vendor#	Vendor Name	P.O.	F/P	Inv Date	Invoice #	Check Amount	Batch	Src	Stat
10-0101.002.000.00.00 Cash - PNC Bank											
99991004	08/30/16	ZZ13	PUBLIC SCHOOL EMPLOYES' RETIREMENT					\$141,078.53	20160898	WT	O
			EMPLOYEE - Retirement 7.50%	04709 /		10-0470.009.000.00.00	08/05/16 PY-RTD7-20160805M	62,525.34			
			EMPLOYEE - Retirement 7.50%	04709 /		10-0470.009.000.00.00	08/19/16 PY-RTD7-20160819M	64,455.79			
			EMPLOYEE - Retirement 7.5% (post 7/1/11)	04709 /		10-0470.009.000.00.00	08/05/16 PY-RTE7-20160805M	5,254.56			
			EMPLOYEE - Retirement 7.5% (post 7/1/11)	04709 /		10-0470.009.000.00.00	08/19/16 PY-RTE7-20160819M	5,409.54			
			EMPLOYEE - Retirement 10.3%	04709 /		10-0470.009.000.00.00	08/05/16 PY-RTF10-20160805M	1,326.10			
			EMPLOYEE - Retirement 10.3%	04709 /		10-0470.009.000.00.00	08/19/16 PY-RTF10-20160819M	1,404.74			
99991005	08/30/16	ZZ14	PUBLIC SCHOOL EMPL RETIREMENT SYS					\$687.97	20160898	WT	O
			EMPLOYEE - BUYBACK RETIREMENT	047024 /		10-0470.024.000.00.00	08/05/16 PY-VD12-20160805M	348.33			
			EMPLOYEE - BUYBACK RETIREMENT	047024 /		10-0470.024.000.00.00	08/19/16 PY-VD12-20160819M	339.64			

Totals For Bank Account 10-0101.002.000.00.00 Cash - PNC Bank

	Total	Count		Total	Count
Computer Check	534,554.21	23	Outstanding	143,451.50	4
Hand Check	0.00	0	Reconciled	2,283,509.40	31
Wire Transfer	1,892,406.69	12	Stop Payment	0.00	0
			Voids	0.00	0

Account Number	Amount	Vendor	Invoice	Date
10-2620.621.000.11.00	\$ 7.29	Direct Energy/Burchfield	AME75 S16174481	8/29/2016
10-2620.621.000.19.00	\$ 186.71	Direct Energy/Elementary School	AME75 S16174481	8/29/2016
10-2620.621.000.31.00	\$ 1,160.56	Direct Energy/High School	AME75 S16174481	8/29/2016
10-2620.621.000.12.00	\$ 163.46	Direct Energy/Jeffery	AME75 S16174481	8/29/2016
10-2620.621.000.13.00	\$ 23.02	Direct Energy/Marzolf	AME75 S16174481	8/29/2016
10-2620.621.000.35.00	\$ 160.40	Direct Energy/Middle School	AME75 S16174481	8/29/2016
10-2620.422.000.13.00	\$ 1,854.45	Duquesne Light/Marzolf	DUQ02 1594070000 Aug 16	8/29/2016
10-2620.422.000.13.00	\$ 1,758.42	Duquesne Light/Marzolf	DUQ02 1594070000A Aug 16	8/29/2016
10-2620.422.000.31.00	\$ 152.20	Duquesne Light/High School	DUQ02 3287310000 Aug 16	8/29/2016
10-2620.422.000.31.00	\$ 164.11	Duquesne Light/High School	DUQ02 3287310000A Aug 16	8/29/2016
10-2620.422.000.31.00	\$ 107.81	Duquesne Light/High School	DUQ02 8270640000 Aug 16	8/29/2016
10-2620.422.000.31.00	\$ 108.25	Duquesne Light/High School	DUQ02 8270640000A Aug 16	8/29/2016
10-2620.422.000.19.00	\$ 13,527.35	Duquesne Light/Elementary School	DUQ02 8993100000 Aug 16	8/29/2016
10-2620.422.000.19.00	\$ 37.26	Duquesne Light/Elementary School	DUQ02 5142260000 Aug 16	8/29/2016
10-2620.422.000.19.00	\$ 30.11	Duquesne Light/Elementary School	DUQ02 7193100000 Aug 16	8/29/2016
10-2620.422.000.31.00	\$ 36,065.23	Duquesne Light/High School	DUQ02 X347850000 Aug 16	8/29/2016
10-2620.422.000.35.00	\$ 15,807.61	Duquesne Light/Middle School	DUQ02 X830740000 Aug 16	8/29/2016
10-2620.422.000.35.00	\$ 1,459.88	Duquesne Light/Middle School	DUQ02 5813230000 Aug 16	8/29/2016
10-2620.422.000.12.00	\$ 63.80	Duquesne Light/Jeffery	DUQ02 1741420000 Aug 16	8/29/2016
10-2620.422.000.01.00	\$ 50.91	Duquesne Light/B&G	DUQ02 8967430000 Aug 16	8/29/2016
10-2620.422.000.01.00	\$ 51.50	Duquesne Light/B&G	DUQ02 8967430000A Aug 16	8/29/2016
10-2620.422.000.01.00	\$ 514.75	Duquesne Light/B&G	DUQ02 9497700000 Aug 16	8/29/2016
10-2620.422.000.14.00	\$ 54.16	Duquesne Light/Reserve	DUQ02 1402760000 Aug 16	8/29/2016
10-2620.422.000.12.00	\$ 788.28	Duquesne Light/Jeffery	DUQ02 4611130000 Aug 16	8/29/2016
10-2620.422.000.14.00	\$ 750.96	Duquesne Light/Reserve	DUQ02 2551500000 Aug 16	8/29/2016
10-2620.422.000.11.00	\$ 2,117.87	Duquesne Light/Burchfield	DUQ02 6175200000 Aug 16	8/29/2016
10-2620.422.000.15.00	\$ 10.35	Duquesne Light/Rogers	DUQ02 3520130000 Aug 16	8/29/2016
10-2650.626.000.00.00	\$ 1,295.75	Fleet Services	FLE21 Aug-16	8/29/2016
10-2620.424.000.00.00	\$ 9,020.44	Hampton/Shaler Water	HAM55 0115521320 Aug 16	8/29/2016
10-2620.424.000.35.00	\$ 2,180.55	Hampton/Shaler Water	HAM55 0115523668 Aug 16	8/29/2016
10-2620.424.000.00.00	\$ 2,105.17	Hampton/Shaler Water	HAM55 0115517958 Aug 16	8/29/2016
10-2620.424.000.00.00	\$ 678.16	Hampton/Shaler Water	HAM55 0115518052 Aug 16	8/29/2016
10-2620.424.000.00.00	\$ 619.30	Hampton/Shaler Water	HAM55 0115509582 Aug 16	8/29/2016

Account Number	Amount	Vendor	Invoice	Date
10-2620.424.000.00.00	\$ 398.70	Hampton/Shaler Water	HAM55 0115524454 Aug 16	8/29/2016
10-2620.424.000.31.00	\$ 133.34	Hampton/Shaler Water	HAM55 115524394 Aug 16	8/29/2016
10-2620.424.000.31.00	\$ 107.07	Hampton/Shaler Water	HAM55 115524964 Aug 16	8/29/2016
10-2611.442.000.00.00	\$ 32.28	Laurel Capital/B&G	LAU01 57180	8/29/2016
10-2380.442.000.11.00	\$ 140.48	Laurel Capital/Burchfield	LAU01 57180	8/29/2016
10-2519.442.000.00.00	\$ 106.39	Laurel Capital/Central	LAU01 57180	8/29/2016
10-2380.442.000.19.00	\$ 172.76	Laurel Capital/Elementary	LAU01 57180	8/29/2016
10-3249.442.000.31.00	\$ 32.29	Laurel Capital/High School	LAU01 57180	8/29/2016
10-2380.442.000.31.00	\$ 520.37	Laurel Capital/High School	LAU01 57180	8/29/2016
10-2380.442.000.12.00	\$ 127.95	Laurel Capital/Jeffery	LAU01 57180	8/29/2016
10-2380.442.000.13.00	\$ 140.48	Laurel Capital/Marzolf	LAU01 57180	8/29/2016
10-2380.442.000.35.00	\$ 255.90	Laurel Capital/Middle	LAU01 57180	8/29/2016
10-2380.442.000.14.00	\$ 127.95	Laurel Capital/Reserve	LAU01 57180	8/29/2016
10-2380.442.000.15.00	\$ 127.95	Laurel Capital/Rogers	LAU01 57180	8/29/2016
10-2620.621.000.31.00	\$ 4.85	Peoples Natural Gas/	PEO02 200003958929 Aug 16	8/29/2016
10-2620.621.000.35.00	\$ 126.26	Peoples Natural Gas/Middle School	PEO02 200003959042 Aug 16	8/29/2016
10-2620.621.000.35.00	\$ 106.61	Peoples Natural Gas/Middle School	PEO02 200003959042A Aug 16	8/29/2016
10-2620.621.000.13.00	\$ 134.49	Peoples Natural Gas/Marzolf	PEO02 200003959182 Aug 15	8/29/2016
10-2620.621.000.13.00	\$ 160.49	Peoples Natural Gas/Rogers	PEO02 200006921627 Aug 16	8/29/2016
10-2620.621.000.13.00	\$ 2,911.92	Peoples Natural Gas/Rogers	PEO02 200003958978 Aug 16	8/29/2016
10-2620.621.000.12.00	\$ 281.11	Peoples Natural Gas/Jeffery	PEO02 200003959083 Aug 16	8/29/2016
10-2620.621.000.13.00	\$ 240.35	Peoples Natural Gas/Rogers	PEO02 200006921627A Aug 16	8/29/2016
10-2620.621.000.13.00	\$ 105.74	Peoples Natural Gas/Rogers	PEO02 200003958978A Aug 16	8/29/2016
10-2620.621.000.12.00	\$ 277.30	Peoples Natural Gas/Jeffery	PEO02 200003959083A Aug 16	8/29/2016
10-5240.930.000.00.00	\$ 9,961.50	PNC	PNC02 Jul-16	8/29/2016
10-2540.610.000.00.00	\$ 6,895.00	ComDoc	COM05 5003201337	8/29/2016
10-2540.610.000.00.00	\$ 194.00	ComDoc	COM05 5003201338	8/29/2016
10-2520.250.000.01.00	\$ 904.80	Unemployment	PEN31 2nd Qtr	8/29/2016
10-1110.250.000.30.00	\$ 2,446.30	Unemployment	PEN31 2nd Qtr	8/29/2016
10-0475.033.000.00.00	\$ 672,285.86	Allegheny County School Health Con.	ACS01 September Benefits	8/29/2016
10-0475.036.000.00.00	\$ 38,881.97	Allegheny County School Health Con.	ACS01 September Benefits	8/29/2016
10-0475.034.000.00.00	\$ 4,978.32	Allegheny County School Health Con.	ACS01 September Benefits	8/29/2016
10-3299.750.000.00.00	\$ 1,534.77	Restaurant Equipment Club	REC99 21831	8/29/2016

Account Number	Amount	Vendor		Invoice	Date
10-2360.530.000.00.37	\$ 5,000.00	neopost	NEO01	Aug-16	8/29/2016
10-2620.538.000.00.00	\$ 331.49	Verizonwireless	VER01	9760432421	8/29/2016
10-2620.538.000.00.00	\$ 183.23	Verizonwireless	VER01	9762069517	8/29/2016
10-2620.538.000.00.00	\$ 183.23	Verizonwireless	VER01	9565359069	8/29/2016
10-2620.538.000.00.00	\$ 183.23	Verizonwireless	VER01	9763712499	8/29/2016
10-2620.538.000.00.00	\$ 195.61	Verizonwireless	VER01	9767000378	8/29/2016
10-5240.930.000.00.00	\$ 175,519.38	BNY Mellon	BNY01	Aug-16	8/29/2016
Total \$ 1,019,527.79					

Date: 09/08/16

Time: 16:32:24

Shaler Area School District

Invoices Payables 2016-2017

Page: 1

BAR046j

16-17 Year

<u>Vendor #</u>	<u>Vendor Name</u>	<u>Description</u>	<u>Acct #</u>	<u>Amount</u>
BRD24	KELLY BRADLEY	DAILY LUNCH SALES	6611.000	\$60.00
			Report Total	\$60.00

Date: 09/12/16

Time: 16:30:54

Shaler Area School District

Invoices Payables 2016-2017

Page: 1

BAR046j

16-17 Year

<u>Vendor #</u>	<u>Vendor Name</u>	<u>Description</u>	<u>Acct #</u>	<u>Amount</u>
MOB23	MOBILE STORAGE GROUP	REPAIRS/MAINTENANCE	4600.430	\$177.14
			Report Total	\$177.14

Date: 09/14/16
Time: 10:08:25

Shaler Area School District
Invoices Payables 2016-2017

Page: 1
BAR046j

16-17 Year

Vendor #	Vendor Name	Description	Acct #	Amount
FLD17	FIELDTURF USA INC	Building Impr Svc-repl - Purch Other Prof Svc	4200.450	\$373,981.60
HHS53	HHS DR	Building Impr Svc-repl - Purch Other Prof Svc	4600.330	\$22,439.00
MAS38	MASSARO CM SERVICES, LLC	Building Impr Svc-repl - Purch Other Prof Svc	4600.330	\$25,277.61
MCE21	SUE MCELHINNY	PURCH OTHER PROF SVC - ALLEGHENY COUNTY	4500.390	\$324.00
NEL17	NELLO CONSTRUCTION	PROF SERVICES BUILDING & CONST. ROGERS PRIMARY	4600.330	\$327,405.75
PLA25	PLAVCHAK CONSTRUCTION CO., INC.	SITE IMPROVEMENT SVCS TITAN STADIUM ELECT CONT	4200.450	\$30,115.47
SSH39	SATELLITE SHELTERS, INC. - CLEVELAND	Building Impr Svc-repl - Rental Of Land & Bldg	4600.441	\$875.00
TPK01	TPK, INC.	SITE IMPROVEMENT SVCS TITAN STADIUM GENERAL	4200.450	\$333,317.20
			Report Total	\$1,113,735.63

Date: 09/08/16

Time: 16:24:54

Ending Date: 08/31/16

Shaler Area School District
2016-2017

Page: 1
BAR020A

Expenditure Accounts - with Activity Only

C.1D SUPPLEMENT - FUND 10
EXPENDITURE-FUNCTION 2

	Adjusted Budget	YTD Expended	Current Expended	Current Encumbrances	Remaining Balance	%Used
ALL						
10 Fund 10						
1000 Instruction						
1100 Instruction-regular Prog						
100 Salaries	18,662,617.00	3,571.54	3,123.84	0.00	18,659,045.46	0
200 Benefits	13,801,926.00	703,347.36	326,510.41	0.00	13,098,578.64	5
300 Purchased Prof/tech Svc	53,000.00	0.00	0.00	0.00	53,000.00	0
400 Purchased Property Svc	64,100.00	3,244.00	3,244.00	4,455.72	56,400.28	12
500 Other Purchased Services	1,206,705.00	3,194.78	-8,072.38	4,000.00	1,199,510.22	1
600 Supplies	1,149,639.00	152,559.68	152,673.68	338,408.37	658,670.95	43
700 Property	742,862.00	287,238.65	287,238.65	71,272.88	384,350.47	48
1100 ** Functio Total	35,680,849.00	1,153,156.01	764,718.20	418,136.97	34,109,556.02	4
1200 Instruction-special Prog						
100 Salaries	5,595,471.00	56,823.13	49,613.95	0.00	5,538,647.87	1
200 Benefits	3,083,803.00	330,899.51	150,155.18	0.00	2,752,903.49	11
300 Purchased Prof/tech Svc	915,000.00	783.61	783.61	0.00	914,216.39	0
500 Other Purchased Services	1,661,100.00	0.00	0.00	0.00	1,661,100.00	0
600 Supplies	32,300.00	0.00	0.00	8,063.60	24,236.40	25
700 Property	15,000.00	0.00	0.00	0.00	15,000.00	0
1200 ** Functio Total	11,302,674.00	388,506.25	200,552.74	8,063.60	10,906,104.15	4
1300 Vocational Education						
100 Salaries	48,265.00	0.00	0.00	0.00	48,265.00	0
200 Benefits	25,372.00	14.34	7.17	0.00	25,357.66	0
400 Purchased Property Svc	4,153.00	0.00	0.00	0.00	4,153.00	0
500 Other Purchased Services	1,282,280.00	498,249.00	0.00	0.00	784,031.00	39
1300 ** Functio Total	1,360,070.00	498,263.34	7.17	0.00	861,806.66	37
1400 Other Instruct Prog						
100 Salaries	815,009.00	2,268.00	459.00	0.00	812,741.00	0
200 Benefits	411,409.00	31,523.20	16,236.01	0.00	379,885.80	8
500 Other Purchased Services	225,000.00	0.00	0.00	0.00	225,000.00	0
600 Supplies	14,350.00	0.00	0.00	0.00	14,350.00	0
1400 ** Functio Total	1,465,768.00	33,791.20	16,695.01	0.00	1,431,976.80	2
1000 ** Function (E) Total	49,809,361.00	2,073,716.80	981,973.12	426,200.57	47,309,443.63	5

Date: 09/08/16

Time: 16:24:54

Ending Date: 08/31/16

Shaler Area School District
2016-2017

Expenditure Accounts - with Activity Only

C.1D SUPPLEMENT - FUND 10
EXPENDITURE-FUNCTION 2

	Adjusted Budget	YTD Expended	Current Expended	Current Encumbrances	Remaining Balance	Used
ALL						
10 Fund 10						
2000 Support Services						
2100 Pupil Personnel						
100 Salaries	1,475,376.00	74,140.74	39,945.42	0.00	1,401,235.26	5
200 Benefits	909,953.00	98,176.93	50,198.04	0.00	811,776.07	11
300 Purchased Prof/tech Svc	43,400.00	0.00	0.00	0.00	43,400.00	0
400 Purchased Property Svc	3,100.00	0.00	0.00	390.00	2,710.00	13
500 Other Purchased Services	6,800.00	135.00	135.00	1,423.30	5,241.70	23
600 Supplies	63,850.00	1,705.10	1,705.10	7,832.55	54,312.35	15
800 Other Objects	1,200.00	0.00	0.00	274.00	926.00	23
2100 ** Functio Total	2,503,679.00	174,157.77	91,983.56	9,919.85	2,319,601.38	7
2200 Instructional Staff Svc						
100 Salaries	816,623.00	12,588.19	6,426.79	0.00	804,034.81	2
200 Benefits	384,038.00	31,510.06	16,568.03	0.00	352,527.94	8
300 Purchased Prof/tech Svc	50,000.00	37,123.89	37,123.89	7,600.80	5,275.31	89
400 Purchased Property Svc	15,650.00	0.00	0.00	0.00	15,650.00	0
500 Other Purchased Services	9,425.00	0.00	0.00	0.00	9,425.00	0
600 Supplies	173,250.00	3,103.56	3,103.56	35,366.30	134,780.14	22
700 Property	25,778.00	0.00	0.00	0.00	25,778.00	0
800 Other Objects	2,740.00	0.00	0.00	0.00	2,740.00	0
2200 ** Functio Total	1,477,504.00	84,325.70	63,222.27	42,967.10	1,350,211.20	9
2300 Administration						
100 Salaries	1,927,664.00	297,671.86	158,668.55	0.00	1,629,992.14	15
200 Benefits	1,119,384.00	191,233.59	100,284.16	0.00	928,150.41	17
300 Purchased Prof/tech Svc	325,000.00	0.00	0.00	0.00	325,000.00	0
400 Purchased Property Svc	66,500.00	3,227.68	1,613.84	0.00	63,272.32	5
500 Other Purchased Services	141,350.00	65,000.00	5,000.00	0.00	76,350.00	46
600 Supplies	16,850.00	4,023.05	412.22	1,055.25	11,771.70	30
700 Property	5,800.00	0.00	0.00	0.00	5,800.00	0
800 Other Objects	59,075.00	19,211.57	19,211.57	0.00	39,863.43	33
2300 ** Functio Total	3,661,623.00	580,367.75	285,190.34	1,055.25	3,080,200.00	16
2400 Pupil Health						
Salaries	537,407.00		0.00	0.00	537,407.00	0

Date: 09/08/16

Time: 16:24:55

Ending Date: 08/31/16

Shaler Area School District

2016-2017

Page: 3

BAR020A

Expenditure Accounts - with Activity Only

C.1D SUPPLEMENT - FUND 10

EXPENDITURE-FUNCTION 2

	Adjusted Budget	YTD Expended	Current Expended	Current Encumbrances	Remaining Balance	Used
200 Benefits	297,308.00	24,817.56	12,408.78	0.00	272,490.44	8

Date: 09/08/16

Time: 16:24:55

Ending Date: 08/31/16

Shaler Area School District
2016-2017

Expenditure Accounts - with Activity Only

C.1D SUPPLEMENT - FUND 10
EXPENDITURE-FUNCTION 2

	Adjusted Budget	YTD Expended	Current Expended	Current Encumbrances	Remaining Balance	Used
ALL						
10 Fund 10						
2000 Support Services						
2400 Pupil Health						
300 Purchased Prof/tech Svc	303,500.00	4,693.75	4,693.75	0.00	298,806.25	2
400 Purchased Property Svc	850.00	0.00	0.00	0.00	850.00	0
500 Other Purchased Services	320.00	0.00	0.00	0.00	320.00	0
600 Supplies	11,749.00	1,564.78	1,564.78	5,861.65	4,322.57	63
700 Property	810.00	0.00	0.00	0.00	810.00	0
2400 ** Functio Total	1,151,944.00	31,076.09	18,667.31	5,861.65	1,115,006.26	3
2500 Business						
100 Salaries	393,033.00	55,749.40	29,806.23	0.00	337,283.60	14
200 Benefits	197,161.00	38,529.83	20,009.79	0.00	158,631.17	20
300 Purchased Prof/tech Svc	30,000.00	294.00	294.00	0.00	29,706.00	1
400 Purchased Property Svc	129,500.00	2,015.03	1,991.08	0.00	127,484.97	2
500 Other Purchased Services	9,000.00	60.00	60.00	0.00	8,940.00	1
600 Supplies	6,050.00	15,518.12	8,429.12	67,174.61	-76,642.73	1367
800 Other Objects	1,500.00	295.00	295.00	0.00	1,205.00	20
2500 ** Functio Total	766,244.00	112,461.38	60,885.22	67,174.61	586,608.01	23
2600 Oper & Maint Of Plant						
100 Salaries	2,946,472.00	401,877.17	231,566.93	0.00	2,544,594.83	14
200 Benefits	1,591,974.00	267,457.54	142,241.48	0.00	1,324,516.46	17
300 Purchased Prof/tech Svc	102,000.00	0.00	0.00	0.00	102,000.00	0
400 Purchased Property Svc	1,473,275.00	209,997.72	121,827.75	136,561.83	1,126,715.45	24
500 Other Purchased Services	381,816.00	148,329.64	2,570.64	1,525.00	231,961.36	39
600 Supplies	894,140.00	78,441.33	67,287.04	78,322.30	737,376.37	18
700 Property	94,000.00	0.00	0.00	0.00	94,000.00	0
800 Other Objects	3,000.00	230.00	230.00	0.00	2,770.00	8
2600 ** Functio Total	7,486,677.00	1,106,333.40	565,723.84	216,409.13	6,163,934.47	18
2700 Student Transportation						
100 Salaries	21,820.00	2,763.60	1,560.40	0.00	19,056.40	13
200 Benefits	14,908.00	2,486.06	1,311.93	0.00	12,421.94	17
300 Purchased Prof/tech Svc	89,610.00	0.00	0.00	0.00	89,610.00	0
500 Other Purchased Services	4,684,040.00	-150.00	0.00	0.00	4,684,190.00	0
Supplies	78,130.00		0.00	0.00	78,130.00	0

Date: 09/08/16
Time: 16:24:55
Ending Date: 08/31/16

Shaler Area School District
2016-2017

Page: 5
BAR020A

Expenditure Accounts - with Activity Only

C.1D SUPPLEMENT - FUND 10
EXPENDITURE-FUNCTION 2

Adjusted Budget	YTD Expended	Current Expended	Current Encumbrances	Remaining Balance	Used	
2700 ** Functio Total	4,888,508.00	5,099.66	2,872.33	0.00	4,883,408.34	0

Date: 09/08/16

Time: 16:24:55

Ending Date: 08/31/16

Shaler Area School District
2016-2017

Page: 6

BAR020A

Expenditure Accounts - with Activity Only

C.1D SUPPLEMENT - FUND 10
EXPENDITURE-FUNCTION 2

	Adjusted Budget	YTD Expended	Current Expended	Current Encumbrances	Remaining Balance	%Used
ALL						
10 Fund 10						
2000 Support Services						
2800 Central						
100 Salaries	630,398.00	99,226.17	48,797.82	0.00	531,171.83	16
200 Benefits	392,880.00	64,871.84	32,249.59	0.00	328,008.16	17
300 Purchased Prof/tech Svc	33,000.00	130.50	130.50	1,669.50	31,200.00	5
400 Purchased Property Svc	25,000.00	0.00	0.00	0.00	25,000.00	0
500 Other Purchased Services	61,795.00	0.00	0.00	0.00	61,795.00	0
600 Supplies	181,540.00	103,071.25	103,071.25	947.00	77,521.75	57
700 Property	180,000.00	136,044.68	103,759.68	37,085.00	6,870.32	96
800 Other Objects	3,620.00	230.00	230.00	0.00	3,390.00	6
2800 ** Functio Total	1,508,233.00	403,574.44	288,238.84	39,701.50	1,064,957.06	29
2900 Other Support Services						
500 Other Purchased Services	58,500.00	0.00	0.00	0.00	58,500.00	0
2900 ** Functio Total	58,500.00	0.00	0.00	0.00	58,500.00	0
2000 ** Function (E) Total	23,502,912.00	2,497,396.19	1,376,783.71	383,089.09	20,622,426.72	12
3000 Oper Of Non-instr Svc						
3200 Student Activities/ath						
100 Salaries	842,671.00	23,403.71	14,368.10	0.00	819,267.29	3
200 Benefits	104,300.00	16,520.84	9,212.15	0.00	87,779.16	16
300 Purchased Prof/tech Svc	53,700.00	495.00	0.00	37,000.00	16,205.00	70
400 Purchased Property Svc	31,150.00	559.58	32.29	19,500.00	11,090.42	64
500 Other Purchased Services	243,850.00	25,851.00	185.00	2,566.00	215,433.00	12
600 Supplies	98,595.00	3,947.42	3,947.42	117,428.91	-22,781.33	123
700 Property	26,175.00	1,534.77	1,534.77	2,714.63	21,925.60	16
800 Other Objects	19,100.00	825.00	825.00	0.00	18,275.00	4
3200 ** Functio Total	1,419,541.00	73,137.32	30,104.73	179,209.54	1,167,194.14	18
3300 Community Services						
100 Salaries	38,605.00	2,130.95	2,001.95	0.00	36,474.05	6
200 Benefits	1,374.00	785.11	735.21	0.00	588.89	57
400 Purchased Property Svc	6,000.00	0.00	0.00	0.00	6,000.00	0
600 Supplies	7,350.00	0.00	0.00	0.00	7,350.00	0
3300 ** Functio Total	53,329.00	2,916.06	2,737.16	0.00	50,412.94	5

Date: 09/08/16

Time: 16:24:55

Ending Date: 08/31/16

Shaler Area School District
2016-2017

Page: 7
BAR020A

Expenditure Accounts - with Activity Only

C.1D SUPPLEMENT - FUND 10
EXPENDITURE-FUNCTION 2

	Adjusted Budget	YTD Expended	Current Expended	Current Encumbrances	Remaining Balance	Used
3000 ** Function (E) Total	1,472,870.00	76,053.38	32,841.89	179,209.54	1,217,607.08	17

Date: 09/08/16

Time: 16:24:55

Shaler Area School District

2016-2017

Page: 8

BAR020A

Ending Date: 08/31/16

Expenditure Accounts - with Activity Only

C.1D SUPPLEMENT - FUND 10

EXPENDITURE-FUNCTION 2

	Adjusted Budget	YTD Expended	Current Expended	Current Encumbrances	Remaining Balance	Used
ALL						
10 Fund 10						
4000 Facility Acq & Impr Svc						
4600 Building Impr Svc-repl						
300 Purchased Prof/tech Svc	0.00	0.00	0.00	9,528.00	-9,528.00	-999
400 Purchased Property Svc	0.00	0.00	0.00	6,600.00	-6,600.00	-999
4600 ** Functio Total	0.00	0.00	0.00	16,128.00	-16,128.00	-999
4000 ** Function (E) Total	0.00	0.00	0.00	16,128.00	-16,128.00	-999
5000 Other Financing Uses						
5100 See 5102 And 5110						
800 Other Objects	237,206.00	0.00	0.00	0.00	237,206.00	0
5100 ** Functio Total	237,206.00	0.00	0.00	0.00	237,206.00	0
5200 Fund Transfers						
900 Other Financing Uses	2,891,000.00	174,206.41	174,895.94	0.00	2,716,793.59	6
5200 ** Functio Total	2,891,000.00	174,206.41	174,895.94	0.00	2,716,793.59	6
5000 ** Function (E) Total	3,128,206.00	174,206.41	174,895.94	0.00	2,953,999.59	6
10 Fund (E) Total	77,913,349.00	4,821,372.78	2,566,494.66	1,004,627.20	72,087,349.02	7
Report Totals	77,913,349.00	4,821,372.78	2,566,494.66	1,004,627.20	72,087,349.02	7

Date: 09/08/16
 Time: 16:23:56
 Ending Date: 08/31/16

Shaler Area School District
Account Summary Report 2016-2017
Expenditure Accounts - with Activity Only

Page: 1
 BAR020A

Sherri SUPPLEMENT C.1D
 EXPENDITURES BY OBJECT

	Adjusted Budget	YTD Expended	Current Expended	Current Encumbrances	Remaining Balance	%Used
ALL						
10 Fund 10						
100 Salaries						
111 Sal-administration-reg	1,920,312.00	344,196.93	175,399.89	0.00	1,576,115.07	18
120 Sal-professional-educ	49,993.00	7,691.20	3,845.60	0.00	42,301.80	15
121 Sal-prof-regular	24,329,109.00	2,437.54	1,989.84	0.00	24,326,671.46	0
122 Sal-prof-substitute	550,000.00	0.00	0.00	0.00	550,000.00	0
123 Sal-prof-extra Duty	600,000.00	37,867.50	33,871.50	0.00	562,132.50	6
131 Sal-other Professional	263,210.00	40,299.44	20,149.72	0.00	222,910.56	15
132 Sal-coach/sponsor/other	724,360.00	2,700.00	2,700.00	0.00	721,660.00	0
141 Sal-technical Support	182,648.00	8,603.91	0.00	0.00	174,044.09	5
151 Sal-clerical-regular	3,061,205.00	162,867.84	96,682.52	0.00	2,898,337.16	5
152 Sal-clerical-subs	125,000.00	7,488.30	6,185.90	0.00	117,511.70	6
153 Sal-clerical-overtime	56,998.00	24,487.07	18,283.50	0.00	32,510.93	43
161 Sal-foremen-regular	88,691.00	13,513.60	6,756.80	0.00	75,177.40	15
171 Sal-maint-regular	619,386.00	84,811.20	47,334.40	0.00	534,574.80	14
173 Sal-maintenance-overtime	45,000.00	223.98	199.50	0.00	44,776.02	1
182 Sal-summer Subs	70,000.00	31,417.91	26,179.77	0.00	38,582.09	45
191 Sal-custodial-regular	1,910,519.00	263,376.00	146,528.00	0.00	1,647,143.00	14
192 Sal-custodial-subs	50,000.00	0.00	0.00	0.00	50,000.00	0
193 Sal-custodial-overtime	105,000.00	232.04	232.04	0.00	104,767.96	0
100 Object (E) Total	34,751,431.00	1,032,214.46	586,338.98	0.00	33,719,216.54	3
200 Benefits						
211 Medical Insurance	7,708,314.00	1,217,285.61	600,535.76	0.00	6,491,028.39	16
212 Dental Insurance	445,000.00	67,052.30	32,681.15	0.00	377,947.70	15
213 Life Insurance	72,000.00	11,636.36	5,782.22	0.00	60,363.64	16
215 Eye Care Insurance	70,000.00	12,078.42	6,036.54	0.00	57,921.58	17
219 Other Health Benefits	195,000.00	3,200.00	1,800.00	0.00	191,800.00	2
220 Social Security	2,696,741.00	77,118.47	43,602.87	0.00	2,619,622.53	3
230 Retirement	10,585,997.00	301,085.21	169,841.37	0.00	10,284,911.79	3
240 Tuition Reimbursement	5,400.00	0.00	0.00	0.00	5,400.00	0
250 Unemployment Comp	160,000.00	12,285.72	3,351.10	0.00	147,714.28	8
260 Workers Compensation	322,338.00	10,281.68	5,846.92	0.00	312,056.32	3
280 Other Post Employment Benefits	75,000.00	90,150.00	8,650.00	0.00	-15,150.00	120
200 Object (E) Total	22,335,790.00	1,802,173.77	878,127.93	0.00	20,533,616.23	8
300 Purchased Prof/tech Svc						

Date: 09/08/16

Time: 16:23:56

Ending Date: 08/31/16

Shaler Area School District
Account Summary Report 2016-2017

Page: 2

BAR020A

Expenditure Accounts - with Activity Only

Sherri SUPPLEMENT C.1D

EXPENDITURES BY OBJECT
Remaining Balance Used

	Adjusted Budget	YTD Expended	Current Expended	Current Encumbrances	Remaining Balance	Used
322 Prof Education Serv-iu	723,000.00	37,907.50	37,907.50	7,600.80	677,491.70	6

Date: 09/08/16

Time: 16:23:56

Ending Date: 08/31/16

Shaler Area School District
Account Summary Report 2016-2017

Expenditure Accounts - with Activity Only

Sherri SUPPLEMENT C.1D

Table with columns: Adjusted Budget, YTD Expended, Current Expended, Current Encumbrances, Remaining Balance, EXPENDITURES BY OBJECT, and Used. Rows include categories like 300 Purchased Prof/tech Svc, 400 Purchased Property Svc, and 500 Other Purchased Services.

ALL

10 Fund 10

300 Purchased Prof/tech Svc

Table for 300 Purchased Prof/tech Svc with columns: Adjusted Budget, YTD Expended, Current Expended, Current Encumbrances, Remaining Balance, and Used. Rows include 330 Purch Other Prof Svc, 340 Purch Technical Svc, 350 Security/safety Services, 390 Purch Other Prof Svc, and 300 Object (E) Total.

400 Purchased Property Svc

Table for 400 Purchased Property Svc with columns: Adjusted Budget, YTD Expended, Current Expended, Current Encumbrances, Remaining Balance, and Used. Rows include 410 Cleaning Services, 411 Disposal Services, 415 Laundry/linen Svc/dry Cl, 422 Electricity, 424 Water & Sewage, 430 Repairs/maintenance, 438 Maint&repair Infor Tech, 440 Rentals, 442 Rental-equip&vehicles, 443 Rental-Capital Equip, 450 Construction Services, and 400 Object (E) Total.

500 Other Purchased Services

Table for 500 Other Purchased Services with columns: Adjusted Budget, YTD Expended, Current Expended, Current Encumbrances, Remaining Balance, and Used. Rows include 510 Student Transport Svc, 513 Stdnt Tran Svcc-cont, 515 Stdnt Tran Svcc-public, 516 Stdnt Tran Svcc-iu, 521 Blanket Insurance, 522 Auto Liability Ins, 523 General Prop/liab Ins, 525 Bonding Insurance, 529 Umbrella Insurance, 530 Communications, 538 Transport/telecommunications, 549 ADVERTISING, 561 Tuition/lea W/i State, and 562 Tuition Payments To Charter.

Date: 09/08/16
 Time: 16:23:57
 Ending Date: 08/31/16

Shaler Area School District
Account Summary Report 2016-2017
Expenditure Accounts - with Activity Only

Sherri SUPPLEMENT C.1D
 EXPENDITURES BY OBJECT

	Adjusted Budget	YTD Expended	Current Expended	Current Encumbrances	Remaining Balance	Used
563 Tuition/private Sch	85,000.00	0.00	0.00	0.00	85,000.00	0

Date: 09/08/16

Time: 16:23:57

Ending Date: 08/31/16

Shaler Area School District
Account Summary Report 2016-2017
Expenditure Accounts - with Activity Only

Sherri SUPPLEMENT C.1D

EXPENDITURES BY OBJECT

Table with columns: Adjusted Budget, YTD Expended, Current Expended, Current Encumbrances, Remaining Balance, and %Used. Rows include categories like ALL, Fund 10, 500 Other Purchased Services, 600 Supplies, 700 Property, and 800 Other Objects.

Date: 09/08/16

Time: 16:23:57

Ending Date: 08/31/16

Shaler Area School District
Account Summary Report 2016-2017

Page: 6

BAR020A

Expenditure Accounts - with Activity Only

Sherri SUPPLEMENT C.1D

EXPENDITURES BY OBJECT
Remaining Balance %Used

	Adjusted Budget	YTD Expended	Current Expended	Current Encumbrances	Remaining Balance	%Used
880 Refund/prior Yr Recpt	50,000.00	0.00	0.00	0.00	50,000.00	0

Date: 09/08/16
 Time: 16:23:57
 Ending Date: 08/31/16

Shaler Area School District
Account Summary Report 2016-2017
Expenditure Accounts - with Activity Only

Sherri SUPPLEMENT C.1D
EXPENDITURES BY OBJECT

	Adjusted Budget	YTD Expended	Current Expended	Current Encumbrances	Remaining Balance	Used
ALL						
10 Fund 10						
800 Object (E) Total	327,441.00	20,791.57	20,791.57	274.00	306,375.43	6
900 Other Financing Uses						
930 Fund Transfers	2,891,000.00	174,206.41	174,895.94	0.00	2,716,793.59	6
900 Object (E) Total	2,891,000.00	174,206.41	174,895.94	0.00	2,716,793.59	6
10 Fund (E) Total	77,913,349.00	4,821,372.78	2,566,494.66	1,004,627.20	72,087,349.02	7
Report Totals	77,913,349.00	4,821,372.78	2,566,494.66	1,004,627.20	72,087,349.02	7

Date: 09/08/16
 Time: 16:22:53
 Ending Date: 08/31/16

Shaler Area School District
 2016-2017
 Revenue Accounts - with Activity Only

SUP C.1D - FUND 10 REVENUES

	Anticipated Revenue	Adjustments	YTD Revenue Received	Current Revenue Received	Remaining Balance	Used
ALL						
10 Fund 10						
6000 Revenue - Local Sources						
6111 Cur Real Estate Tax						
001 Etna	2,266,026.00	0.00	471,971.89	225,778.77	1,794,054.11	20
002 Millvale	1,679,002.00	0.00	1,295,156.67	885,487.53	383,845.33	77
003 Reserve	3,108,969.00	0.00	1,746,519.38	1,121,355.50	1,362,449.62	56
004 Shaler	35,329,418.00	0.00	13,444,097.83	9,367,710.89	21,885,320.17	38
6111 Function (R) Total	42,383,415.00	0.00	16,957,745.77	11,600,332.69	25,425,669.23	40
6113 Public Utility Realty Tx						
000 SWIM PROGRAM	50,000.00	0.00	0.00	0.00	50,000.00	0
6113 Function (R) Total	50,000.00	0.00	0.00	0.00	50,000.00	0
6143 Cur Act 511 Opt Tax						
001 Etna	6,000.00	0.00	100.00	0.00	5,900.00	1
002 Millvale	4,000.00	0.00	1,145.29	902.19	2,854.71	28
003 Reserve	1,000.00	0.00	0.00	0.00	1,000.00	0
004 Shaler	19,000.00	0.00	3,819.92	3,819.92	15,180.08	20
6143 Function (R) Total	30,000.00	0.00	5,065.21	4,722.11	24,934.79	16
6151 Cur Earned Income Tax						
001 Etna	310,000.00	0.00	0.00	0.00	310,000.00	0
002 Millvale	300,000.00	0.00	0.00	0.00	300,000.00	0
003 Reserve	330,000.00	0.00	0.00	0.00	330,000.00	0
004 Shaler	4,010,000.00	0.00	669,583.58	468,524.06	3,340,416.42	16
6151 Function (R) Total	4,950,000.00	0.00	669,583.58	468,524.06	4,280,416.42	13
6153 Real Estate Transfers						
000 SWIM PROGRAM	340,000.00	0.00	104,671.03	51,720.37	235,328.97	30
6153 Function (R) Total	340,000.00	0.00	104,671.03	51,720.37	235,328.97	30
6411 Del Real Estate Tax						
001 Etna	170,000.00	0.00	1,430.77	0.00	168,569.23	0
002 Millvale	170,000.00	0.00	48,022.98	35,694.67	121,977.02	28
003 Reserve	170,000.00	0.00	42,531.87	39,940.53	127,468.13	25
004 Shaler	1,140,000.00	0.00	156,910.92	35,278.15	983,089.08	13
6411 Function (R) Total	1,650,000.00	0.00	248,896.54	110,913.35	1,401,103.46	15

Date: 09/08/16

Time: 16:22:54

Ending Date: 08/31/16

Shaler Area School District
2016-2017

Page: 2

BAR020A

Revenue Accounts - with Activity Only

SUP C.1D - FUND 10 REVENUES

	Anticipated Revenue	Adjustments	YTD Revenue Received	Current Revenue Received	Remaining Balance	Used
ALL						
10 Fund 10						
6000 Revenue - Local Sources						
6451 Del Earned Income Tax						
001 Etna	0.00	0.00	3,786.00	3,786.00	-3,786.00	-999
002 Millvale	45,000.00	0.00	1,818.11	1,818.11	43,181.89	4
003 Reserve	10,000.00	0.00	6,014.00	6,014.00	3,986.00	60
004 Shaler	225,000.00	0.00	19,478.48	8,095.11	205,521.52	8
6451 Function (R) Total	280,000.00	0.00	31,096.59	19,713.22	248,903.41	11
6510 Earnings On Investments						
000 SWIM PROGRAM	14,804.00	0.00	10,272.83	6,277.99	4,531.17	69
6510 Function (R) Total	14,804.00	0.00	10,272.83	6,277.99	4,531.17	69
6710 Admission-student Events						
000 SWIM PROGRAM	50,000.00	0.00	0.00	0.00	50,000.00	0
6710 Function (R) Total	50,000.00	0.00	0.00	0.00	50,000.00	0
6740 Athletic Physicals						
000 SWIM PROGRAM	1,000.00	0.00	0.00	0.00	1,000.00	0
6740 Function (R) Total	1,000.00	0.00	0.00	0.00	1,000.00	0
6832 IDEA Federal Pass Through						
000 SWIM PROGRAM	766,002.00	0.00	285,907.51	285,907.51	480,094.49	37
6832 Function (R) Total	766,002.00	0.00	285,907.51	285,907.51	480,094.49	37
6910 Rentals						
006 Classrooms	4,000.00	0.00	0.00	0.00	4,000.00	0
6910 Function (R) Total	4,000.00	0.00	0.00	0.00	4,000.00	0
6920 Contrib. & Donations From						
000 SWIM PROGRAM	0.00	0.00	21,022.00	0.00	-21,022.00	-999
6920 Function (R) Total	0.00	0.00	21,022.00	0.00	-21,022.00	-999
6980 Rev From Community Act						
000 SWIM PROGRAM	35,000.00	0.00	0.00	0.00	35,000.00	0
095 Fitness Program	15,000.00	0.00	957.00	0.00	14,043.00	6
6980 Function (R) Total	50,000.00	0.00	957.00	0.00	49,043.00	1

Date: 09/08/16

Time: 16:22:54

Ending Date: 08/31/16

Shaler Area School District
2016-2017

Revenue Accounts - with Activity Only

SUP C.1D - FUND 10 REVENUES

	Anticipated Revenue	Adjustments	YTD Revenue Received	Current Revenue Received	Remaining Balance	Used
ALL						
10 Fund 10						
6000 Revenue - Local Sources						
6999 All Other Revenues Not						
000 SWIM PROGRAM	2,500.00	0.00	1,271.65	1,064.03	1,228.35	50
6999 Function (R) Total	2,500.00	0.00	1,271.65	1,064.03	1,228.35	50
6000 Function (R) Total	50,571,721.00	0.00	18,336,489.71	12,549,175.33	32,235,231.29	36
7000 Revenue - State Sources						
7110 Basic Instr Subsidies						
000 SWIM PROGRAM	10,946,303.00	0.00	1,510,076.63	1,510,076.63	9,436,226.37	13
7110 Function (R) Total	10,946,303.00	0.00	1,510,076.63	1,510,076.63	9,436,226.37	13
7160 1305 & 1306 Tuition						
000 SWIM PROGRAM	70,000.00	0.00	0.00	0.00	70,000.00	0
7160 Function (R) Total	70,000.00	0.00	0.00	0.00	70,000.00	0
7271 Sp Ed-reg Progrm						
000 SWIM PROGRAM	3,307,207.00	0.00	502,908.00	0.00	2,804,299.00	15
7271 Function (R) Total	3,307,207.00	0.00	502,908.00	0.00	2,804,299.00	15
7310 Subsidy/transportation						
000 SWIM PROGRAM	1,770,000.00	0.00	144,481.39	144,481.39	1,625,518.61	8
7310 Function (R) Total	1,770,000.00	0.00	144,481.39	144,481.39	1,625,518.61	8
7320 Subsidy/rental & Sf Pmt						
000 SWIM PROGRAM	1,250,000.00	0.00	0.00	0.00	1,250,000.00	0
7320 Function (R) Total	1,250,000.00	0.00	0.00	0.00	1,250,000.00	0
7330 Subs/medical & Dental						
000 SWIM PROGRAM	80,000.00	0.00	0.00	0.00	80,000.00	0
7330 Function (R) Total	80,000.00	0.00	0.00	0.00	80,000.00	0
7340 Property Tax Relief Pmt						
000 SWIM PROGRAM	2,039,450.00	0.00	1,019,725.00	1,019,725.00	1,019,725.00	50
7340 Function (R) Total	2,039,450.00	0.00	1,019,725.00	1,019,725.00	1,019,725.00	50

Date: 09/08/16

Time: 16:22:54

Ending Date: 08/31/16

Shaler Area School District
2016-2017

Page: 4

BAR020A

Revenue Accounts - with Activity Only

SUP C.1D - FUND 10 REVENUES

	Anticipated Revenue	Adjustments	YTD Revenue Received	Current Revenue Received	Remaining Balance	Used
ALL						
10 Fund 10						
7000 Revenue - State Sources						
7360 Safe Schools						
000 SWIM PROGRAM	0.00	0.00	25,000.00	0.00	-25,000.00	-999
7360 Function (R) Total	0.00	0.00	25,000.00	0.00	-25,000.00	-999
7501 Pa Block Accountability Grant						
000 SWIM PROGRAM	419,635.00	0.00	0.00	0.00	419,635.00	0
7501 Function (R) Total	419,635.00	0.00	0.00	0.00	419,635.00	0
7505 READY TO LEARN GRANT						
000 SWIM PROGRAM	706,471.00	0.00	111,782.00	111,782.00	594,689.00	15
7505 Function (R) Total	706,471.00	0.00	111,782.00	111,782.00	594,689.00	15
7810 Social Security Subsidy						
000 SWIM PROGRAM	1,340,580.00	0.00	73,538.49	0.00	1,267,041.51	5
7810 Function (R) Total	1,340,580.00	0.00	73,538.49	0.00	1,267,041.51	5
7820 Retirement Subsidy						
000 SWIM PROGRAM	4,392,994.00	0.00	0.00	0.00	4,392,994.00	0
7820 Function (R) Total	4,392,994.00	0.00	0.00	0.00	4,392,994.00	0
7000 Function (R) Total	26,322,640.00	0.00	3,387,511.51	2,786,065.02	22,935,128.49	12
8000 Revenue - Federal Source						
8514 Nclb-title I-improving						
000 SWIM PROGRAM	565,426.00	0.00	37,131.06	0.00	528,294.94	6
8514 Function (R) Total	565,426.00	0.00	37,131.06	0.00	528,294.94	6
8515 Nclb-title Ii-preparing						
000 SWIM PROGRAM	143,000.00	0.00	0.00	0.00	143,000.00	0
8515 Function (R) Total	143,000.00	0.00	0.00	0.00	143,000.00	0
8518 Title V Programs						
000 SWIM PROGRAM	10,562.00	0.00	0.00	0.00	10,562.00	0
8518 Function (R) Total	10,562.00	0.00	0.00	0.00	10,562.00	0

Date: 09/08/16
 Time: 16:22:54
 Ending Date: 08/31/16

Shaler Area School District
2016-2017
Revenue Accounts - with Activity Only

SUP C.1D - FUND 10 REVENUES

	Anticipated Revenue	Adjustments	YTD Revenue Received	Current Revenue Received	Remaining Balance	Used
ALL						
10 Fund 10						
8000 Revenue - Federal Source						
8810 Medical Assistance-access						
000 SWIM PROGRAM	300,000.00	0.00	7,354.01	2,717.56	292,645.99	2
8810 Function (R) Total	300,000.00	0.00	7,354.01	2,717.56	292,645.99	2
8000 Function (R) Total	1,018,988.00	0.00	44,485.07	2,717.56	974,502.93	4
10 Fund (R) Total	77,913,349.00	0.00	21,768,486.29	15,337,957.91	56,144,862.71	27
Report Totals	77,913,349.00	0.00	21,768,486.29	15,337,957.91	56,144,862.71	27

**SHALER AREA SCHOOL DISTRICT
FUND PROFILES & INVESTMENTS
Aug-16**

GENERAL FUND

Beginning Balance August 1, 2016		\$8,905,005.41
Receipts	\$15,397,060.66	
Disbursements	\$4,555,865.82	
Ending Balance August 31, 2016		\$19,746,200.25

SUMMARY OF INVESTMENTS - GENERAL FUND

<i>Financial Institution</i>	<i>Investment Type</i>	<i>Interest Rate</i>	<i>Maturity</i>	<i>Amount</i>
PSDLAF	FLEX	0.29%	LIQUID	\$2,089,550.81
PSDLAF	FLEX	0.35%	LIQUID	\$10,000,000.00
PSDLAF	CD	0.75%	1/27/2017	\$245,000.00
PSDLAF	CD	0.55%	3/1/2017	\$245,000.00
PSDLAF	CD	0.80%	4/18/2017	\$245,000.00
PSDLAF	CD	0.95%	4/18/2017	\$245,000.00
PSDLAF	CD	1.16%	4/18/2017	\$245,000.00
PLGIT	CLASS	0.04%	LIQUID	\$2,529,607.14
PLGIT	PLUS	0.10%	LIQUID	\$6,407.82
PLGIT	CD	0.86%	5/15/2017	\$248,000.00
PLGIT	CD	0.85%	5/15/2017	\$248,000.00
PLGIT	CD	1.00%	5/15/2017	\$247,000.00
Total				\$16,593,565.77

BOND FUND

Beginning Balance August 1, 2016		\$26,225,983.65
Receipts	\$2,210.72	
Disbursements	\$640,941.88	
Ending Balance August 31, 2016		\$25,587,252.49

<i>Financial Institution</i>	<i>Investment Type</i>	<i>Interest Rate</i>	<i>Maturity</i>	<i>Amount</i>
PSDLAF	MAX	0.20%	LIQUID	\$387,252.49
PSDLAF	FLEX	0.33%	LIQUID	\$6,500,000.00
PSDLAF	FLEX	0.33%	LIQUID	\$18,700,000.00
				\$25,587,252.49

FUND PROFILES & INVESTMENTS

Aug-16

Page 2

FUND FOR CONSTRUCTION, RENOVATION & REPAIR (CR&R)

Beginning Balance August 1, 2016		\$347,708.63
Receipts	\$25.19	
Disbursements	\$177.14	
Ending Balance August 31, 2016		\$347,556.68

<i>Financial Institution</i>	<i>Investment Type</i>	<i>Interest Rate</i>	<i>Maturity</i>	<i>Amount</i>
PSDLAF	MAX	0.01%	LIQUID	\$102,708.63
PSDLAF	MAX	0.80%	LIQUID	\$245,000.00
TOTAL				\$347,708.63


CAFETERIA FUND

Beginning Balance August 1, 2016		\$123,245.58
Receipts	\$57,379.99	
Disbursements	\$91,350.26	
Ending Balance August 31, 2016		\$89,275.31

<i>Financial Institution</i>	<i>Investment Type</i>	<i>Interest Rate</i>	<i>Maturity</i>	<i>Amount</i>
PSDLAF	MAX	0.27%	LIQUID	\$89,275.31
				\$89,275.31

**Shaler Area School District
Food Service Operating Statement
June 2016**

	Current	To Date	Budget to Date
Revenue			
Cash	2,157.95	971,858.20	1,016,406.70
Reimbursements	3,083.28	769,281.46	842,425.94
Other Revenue			
Reim. Adjustment	7,885.14	64,957.97	
Other Adjustment	0.00	0.00	0.00
Total Revenue:	13,126.37	1,806,097.63	1,858,832.64
Program Costs			
Program Costs	38,446.24	1,817,272.08	1,926,369.92
District Labor/Fringes	0.00	0.00	0.00
Inventory Adjustment	8,912.57	563.47	
District Costs	0.00	0.00	0.00
Total Expenses	47,358.81	1,817,835.55	1,926,369.92
Net Income/(Loss)	(34,232.44)	(11,737.92)	(67,537.28)
Guarantee			(21,755.52)
Serving Days (Bkft/Lunch)	2 / 1	177 / 178	177 / 178
Breakfasts Served	737	88,073	89,739
Average Breakfast/Day	369	498	507
Lunches Served	1,191	404,099	427,556
Average Lunches/Day	1,191	2,270	2,402
AlaCarte Sales	246.15	387,492.04	414,740.00
Average AlaCarte/Day	246.15	2,176.92	2,330.00
Commodity Use (incl NOI)	1,460.76	120,448.02	105,820.11
Commodity Use/Meal	1.2265	0.2981	0.2475
Commodity Rec (incl NOI)	627.00	120,768.32	
Commodity Rec/Meal	0.5264	0.2989	



**TITAN STADIUM TRACK
SHALER AREA SCHOOL DISTRICT**

The following is a summary of the work progress as reported and/or observed by GeoMechanics and Massaro.

- September 2-3, 2016** - TPK removed the existing asphalt and stone subbase.
- September 6, 2016** - GeoMechanics evaluated the subgrade.
- September 6, 7, 2016** - No work performed – TPK did not procure the stone or geo-fabric material.
- September 8, 2016** - TPK began placement of subbase material. (Late start due to equipment breakdown)
- September 9 2016** - No work – Rain, conditions too wet.
- September 12, 2016** - Work progressed – New subbase conditions reported good at Job Conference Meeting. Significant deflections from trucks reported after the meeting. 5,344 sq. ft. of area defined by GeoMechanics that needs remediated. (See attached)
- September 13, 2016** - Mitigation work began by removing 6" of soft clay which was directly above a very hard soil layer and cinders. Areas were restored with #1 stone. Work continued and additional 1,500 sq. ft. of rutting was observed from the truck traffic delivery and placing stone. (See attached)
- September 14, 2016** - GeoMechanics has recommended a final proof roll with a 10 ton roller be performed and any area experiencing deflection be addressed. Once the proof roll is acceptable the base will serve its intended purpose to support a track. The contractor is responsible for the means and methods to complete his paving operations. (See attached)

Greer Hayden

From: Andrew Lafferty <malafferty@geo-mechanics.com>
Sent: Wednesday, September 14, 2016 10:47 AM
To: aikens@sasd.k12.pa.us; oblackb@sasd.k12.pa.us; dkeifer@massarocms.com; rschultz@massarocms.com; tim@tpkinc.com; Greer Hayden; John Carly
Cc: Javaid Alvi; Ryan Kossol
Subject: Shaler Titan Stadium

Gentlemen,

Last week, the decision to construct the track according to the original change order was made and the primary concern at the time was the ability to place the binder course using loaded triaxle trucks. Placement of fabric and the 6-inch subbase layer was started the latter part of last week. Due to the concern of the anticipated truck traffic during binder placement, the recommendation to compact and proof-roll the subbase material with loaded triaxles along with the 10-ton roller was provided to locate areas of deflection.

On Monday, September 12th sections of the track totaling an approximate area of 5344± square feet were observed to show deflection and designated as areas in need of improvement. The recommendations for improvement were to remove the previously placed subbase and fabric, undercut the subgrade soils to a depth of 6 inches, place and compact a lift of AASHTO No. 1 coarse aggregate in the undercut, place additional fabric and place and compact PennDOT 2A subbase.

On Tuesday, September 13th, the contractor was advised to limit the triaxle traffic on the prepared subbase while improvements were taking place. An additional area approximately 1500± square feet was designated as an area of concern during the construction operations on Tuesday.

At this time, the areas of concern should be improved as noted above, and the subbase layer installed. The contractor should perform a proof-roll with a 10-ton vibratory roller to verify the adequacy of the subgrade and locate additional areas of concern, if encountered. Once the proof-roll is approved by the owner's geotechnical representative, it is our opinion the subgrade and subbase are acceptable for the completion and application of a running/walking track.

The installation of the asphalt binder and wearing course and the means and methods of placement are the responsibility of the contractor. It is also his responsibility to take precaution and measures to limit deterioration and damage to the already placed and approved subbase.

Sincerely,
Andy

M. Andrew Lafferty, M.S., P.E.



GeoMechanics, inc

600 Munir Drive, P.O. Box 386
Elizabeth, PA, 15037

Company Phone: 724-379-6300

Direct Phone: 724-305-1010

Company Fax: 724-379-4242

Email: malafferty@geo-mechanics.com

**FOOD SERVICE
PROGRAM REPORT**

at the

Shaler Area School District

Submitted by

THE NUTRITION GROUP

580 Wendel Road, Suite 100

Irwin, Pennsylvania 15642

888.272.8106

September 14, 2016

September 14, 2017

Mr. Sean Aiken, Superintendent
Mrs. Sherri Ludwig, Business Administrator
Shaler Area School District
1800 MT Royal Boulevard
Glenshaw, PA 16116

Dear Mr. Aiken, Mrs. Ludwig & Board of Directors,

The following information is intended to provide a detailed analysis of the financial performance of the food service program over the last three years, as well as outline the projections for the 16/17 school year. In school years 13/14, 14/15 and 15/16, the food service program operated at a loss and it's everyone's desire to understand why that occurred as well as the plan to return the program to a self-sustaining financial position.

We would first like to reassure the district that the financial and operational success of the food service program is top priority for The Nutrition Group. I personally was very disheartened to learn that the district had concerns about aspects of the program that we were not aware of or able to address immediately. Even more troubling is the concern over financial accountability and that there was an audit finding pertaining to student balances. We take our responsibility of safeguarding the district's assets very seriously. As a company, we have developed extensive checks and balances. We often conduct financial audits of our programs, particularly when there is a concern. A full audit of the program will be conducted at the onset of the 16/17 school year.

We stand shoulder to shoulder with every one of our valued clients in achieving their goals, so much so that we guarantee our financial and operational performance. In the last three years, The Nutrition Group returned \$96,965 to Shaler Area School District to satisfy our financial commitment, and invested \$30,000 for the enhancement of equipment and the food service operation totaling \$126,965. During that same three-year time period, our management and administrative fees totaled \$140,245, which does not take into account any money The Nutrition Group paid back to the district. If you compare the \$126,965 we returned to the district to our total fees of \$140,245, our net management and administrative fees for the three-year time period was \$13,280.

We are confident we can achieve your goals and we appreciate the opportunity to open the lines of communication. If at any time there is a concern, please notify me immediately so we can develop a resolution.

Sincerely,

Nancy Kohl

Nancy Kohl, President
The Nutrition Group

Shaler Area School District Food Service Performance 2013/2014

The food service loss at the end of the 13/14 school year was (\$65,124). To understand why that occurred, all major costs categories were analyzed in comparison to industry and corporate standards as outlined on **Exhibit A**. During that year, there were two areas of concern: food cost and labor cost. Food cost ended the year approximately 5% above the industry standard. Looking at the reason why that occurred, there is a direct correlation between food costs and the implementation of the Healthy Hunger Free Kids Act (HHFKA). The Act required:

- Increased portion sizes of fruits and/or vegetables at breakfast and lunch
- All students **MUST** take a fruit or vegetable with both breakfast and lunch for a meal to be claimed for reimbursement
- All grains served at both breakfast and lunch to be 100% whole grain
- All snacks served to be Smart Snack compliant

These changes were rolled out over a several year time period, and all of the above listed changes drove up food costs during the roll-out period. According to a study by the School Nutrition Association (SNA), the new guidelines increased lunch costs by .10 per meal and breakfast .27 cents per meal.

Labor costs for the year ended approximately 5% above the desired range. It is important to note that while total costs exceeded the goal, productivity, or meals per man hour, fell well within the industry standard at 22 meals per man. Our corporate average is 21 meals per man hour. The state benchmark is 17 meals per hour. As you can see, the level of productivity in the Shaler Area School District food service department is commendable. Contractually obligated paid time off and uniform costs negatively impact the overall ratio of labor to revenue. It is important to note that the contract terms relating to paid time off and uniforms were in place prior to The Nutrition Group (TNG). These provisions were already in place with the former management company, and a successor clause in the contract bound TNG to those terms.

At the end of the 13/14 school year, The Nutrition Group returned \$16,000 to the Shaler Area School District to meet our contractual guarantee obligation. We also paid \$10,000 to the district for equipment upgrades.

Shaler Area School District Food Service Performance 2013/2014

	13-14
Prior Year Loss	(21,420)
Change in Cash Sales	(28,278)
Change in Reimbursements	57,789
	8,091
Change in Expenses	
Food	40,629
Paper	7,937
Cleaning	(3,069)
Other	2,265
Fees	779
Mgmt Payroll	(10,410)
Wages	13,079
Fringe	17,807
Health	
Net Change in Expenses	69,017
Net Change in Profit/(Loss)	(60,925)
Guarantee	-
Net Income/(Loss)	(65,124)
Equipment Investment	10,000
Amount Returned to District	16,000
Ajusted District Profit/Loss	(39,124)

Shaler Area School District Food Service Performance 2014/2015

The 14/15 school year, the food service deficit continued to deteriorate. Analyzing revenue, cash sales dropped an additional (\$10,669) in 14/15 compared to 13/14. Reasons for the drop in cash sales include:

- A loss in student enrollment of 60 students
- Two less serving days in the year compared to the previous year
- It must also be noted that the fire this year at Rogers Elementary school negatively impacted sales.

Furthermore, state and federal reimbursements were (\$31,705) less than the previous year. Factors contributing to the decline included:

- Severe need reimbursements were not claimed for eligible meals.
- Lower student enrollments resulted in fewer meals served and claimed for reimbursement.

Looking at expenses, it was encouraging to see that overall, expenses dropped \$14,864 from the previous year. The breakdown of that decrease is as follows:

- Food costs decreased \$24,837. That decrease can be attributed in part to fewer meals served.
- Paper and Cleaning decreased \$6,188. Some of the decrease is attributable to fewer meals served.
- Other miscellaneous costs decreased \$8,709. A large portion relates to staff uniforms. The contract requires that one year ALL uniforms are completely replaced. The next year only those uniforms that are damaged are replaced. School year 14/15 was a replacement year.
- Labor costs increased (\$2,357) or 2.5% per contractual obligations.

The net effect of decreased revenue and decreased costs in 14/15 was an overall negative impact on the food service program of (\$31,705), further deteriorating the financial standing from a (\$65,124) loss in 13/14 to a (\$93,365) in 14/15.

The Nutrition Group again paid \$10,000 for equipment upgrades and returned ALL of our management and administrative fees in the amount of \$46,624. This helped to offset the loss, taking it to a loss of (\$46,741), excluding the \$10,000.00 investment.



Shaler Area School District Food Service Performance 2014/2015

	14-15
Prior Year Loss	(65,124)
Change in Cash Sales	(10,669)
Change in Reimbursements	(31,705)
	(107,498)
Change in Expenses	
Food	(24,837)
Paper	(3,891)
Cleaning	(2,297)
Other	(8,709)
Fees	
Mgmnt Payroll	2,513
Wages	12,754
Fringe	9,603
Health	
Net Change in Expenses	(14,864)
Net Change in Profit/(Loss)	(92,634)
Guarantee	-
Net Income/(Loss)	(93,301)
Equipment Investment	10,000
Amount Returned to District	46,624
Ajusted District Profit/Loss	(36,677)

Shaler Area School District Food Service Performance 2015/2016

Moving on to the 15/16 school year, it is exciting to see the food service program again reaching a self-sustaining level. During the year we continued to see an overall decrease in cash sales of (\$14,627).

Factors contributing to the continued decline include:

- An additional drop in student enrollment of 48 students
- A decline in ala carte sales with Smart Snack guidelines. As an example of the impact of this guideline, Shaler Area High School historically has utilized fryers and served French fries on a regular basis. Smart Snack guidelines no longer allow for fries to be served on a regular basis. While one can see the wisdom and nutritional benefit of the new guideline, it did still impact sales in the district.

Reimbursements received during the year increased \$13, 859 which is attributable in part to an increase in free-eligible students.

We are very pleased to report that overall, expenses DECREASED a net \$81,395. The breakdown of that decrease is as follows:

- Food cost decreased \$77,217. One important factor in the decline was an increase in the availability and usage of USDA commodity foods. When “free” commodity food availability increases, the purchased food cost decreases as we are able to use the “free” food rather than purchase the food. The USDA commodity usage was \$.30 per lunch compared to \$.23 per lunch the previous year. Furthermore, this overall decrease in food cost was a trend we were pleased to report corporately. We believe our purchasing department has responded with cost effective options to meet the HHFKA guidelines and manufacturers have come to understand and respond to the changes, having a positive impact on costs.
- Paper and cleaning decreased \$790.
- Other costs decreased \$4,286. This number is somewhat misleading as it appears costs decreased. However, the reason the line item decreased was because the cost of employee life insurance was moved from this line item into employee labor cost line item in 15/16 budget.
- Labor costs increased (\$898). With declining revenue, it was necessary to take steps to control labor costs. A total of 13.5 hours per day was eliminated from the food service department. This allowed us to continue to maintain the productivity level of 22 meals per man hour.

The 15/16 loss was (\$11,738). Again, The Nutrition Group paid \$10,000 to the district for equipment replacements. We also will return \$34,341 to the District as a good faith effort to achieve the financial return projected on the May 2016 profit statement and to demonstrate our level of commitment to achieving the financial goals of the district.

An important point to note is the participation comparison chart on Exhibit A. The data demonstrates that despite declining enrollment and changing, challenging meal requirements with the HHFKA, overall the student participation in breakfast, lunch and ala carte remained fairly consistent.



Shaler Area School District Food Service Performance 2015/2016

	15-16
Prior Year Loss	(93,301)
Change in Cash Sales	(14,627)
Change in Reimbursements	13,859
	(94,069)
Change in Expenses	
Food	(77,217)
Paper	(689)
Cleaning	(101)
Other	(4,659)
Fees	373
Mgmt Payroll	1,854
Wages	(7,368)
Fringe	595
Health	7,041
Net Change in Expenses	(80,171)
Net Change in Profit/(Loss)	(13,898)
Guarantee	(22,000)
Net Income/(Loss)	(11,738)
Equipment Investment	10,000
Amount Returned to District	34,231
Ajusted District Profit/Loss	32,493

Looking ahead to school year 16/17 the financial projections are for the food service operation to see a slight return of \$3,664. The obvious question is how that will be achieved given the last several years' performance.

First, we are projecting an increase in sales. When meeting with the district in preparation for the 16/17 final budget, we presented several options for increasing sales. The options the administrative team agreed upon were expanding ala carte sales in the elementary school and adding breakfast kiosks in the secondary schools to capture more sales.

Additionally, The Nutrition Group will be introducing several new marketing campaigns in the 16/17 school year. They include:

- The Taste Experience Campaign (designed for secondary students) with monthly food features
- Lunch for Life Campaign (designed for primary students)
- Munchables concept in the elementary levels

Lastly, the newest member of the management team at Shaler Area is a chef and her focus will be on marketing and sales.

We have made further adjustments to the labor costs with additional decreases in labor hours per day. We have also met with the union leadership to discuss financial challenges and lay the ground work for labor cost concessions. We are pleased that the union leadership was understanding and open.

Exhibit A

Percent of Costs to Revenue Year to Year Comparison

	13/14	14/15	15/16	16/17
Cost Category				Budget
Food	42%	41.5%	37%	39%
Paper/Clean	4.3%	4%	4%	4%
Other	2.7%	2.3%	2.1%	2%
Fees	2.5%	2.5%	2.6%	2%
FSD Costs	4.4%	4.7%	4.7%	5%
Labor	47.5%	50%	50%	46%
Profit/Loss				2%
Total	103.4%	105%	100.4%	100%

School Nutrition Organization Averages

Food	37%
Paper/Clean	5%
Other	10%
Labor	48%

Year to Year Participation Comparison by Percentage of A.D.A.

Breakfast	12%	12%	12%	11.5%
Lunch	55%	54.4%	53.4%	54.5%
Ala carte	51%	52.5%	51.3%	53.4%

Special Programs & Goals Overview

2016-2017 School Year

In addition to doing the everyday things well for Shaler Area students and staff, The Nutrition Group proposes to present the following special programs throughout the 2016-2017 school year:



Our newest and most exciting program for kindergarten students launches on October 11, 12 and 13. Lunch for Life is The Nutrition Group's event that welcomes the youngest members of your district to the cafeteria and introduces them to the tastiest half hour of the day!

In addition to helping students understand the importance of making balanced food choices in and out of school as part of a healthy lifestyle, they'll

receive free fun prizes like stickers, rulers and pencils.

By welcoming students to the cafeteria in their early years, it's one of the ways The Nutrition Group partners with you to ensure consistent participation growth now and for the future.

Designed to entice elementary students to try new foods, this program is everyone's perennial favorite. Your food service director, along with the staff, will present Wellness Wednesday once a month in an elementary school for students to sample healthy new recipes developed by our chefs.

Each recipe incorporates fresh vegetables or fruits, and students love sampling the featured food and receiving a bright, colorful sticker too!

Our complementary publication *The Scoop on Nutrition by Basil, Chef of Nutrition*, features each month's recipe for parents to try at home. In addition, we highlight the nutritional benefits of the healthy ingredients contained in the recipe.

Chef Basil's Wellness Wednesday



THE SCOOP
ON NUTRITION
From Basil, Chef of Nutrition

The Nutrition Group
Volume 2 Number 1
September 2016

School Lunch – A Recipe for Success!

It's the early-morning scramble, when parents and children rush around the house brushing teeth, getting dressed and lining up for the school bus. In the midst of everything, some thoughts to pack have time: **IT MIGHT BE A HEALTHY ONE!** Stay calm! The Nutrition Group is here to assist families in this time to provide meals that are healthy for children, and from home every day.

As your food service provider, we pride ourselves on providing students with a variety of great tasting, nutritious options. Our intent is to support students by teaching them how important it is to make healthy choices so they can perform at their best!

One of our most popular programs in lunch is another Wellness Wednesday! Each month, a special section of the cafeteria will be designated as a sampling station where students can receive a small taste of healthy new recipes. Students who try the complementary sample will receive a colorful "I tried something new today" sticker to proudly adorn their "I tried something new today" sticker. In recognizing students of the month, we'll feature a copy of the recipe to try at home with your child. We look forward to another year of providing the absolute best in food service to your family and district!



**Chef Basil's
Wellness
Wednesday**

This month's taste testing to your child's cafeteria features Broccoli Salad, a recipe that is very high in Vitamin C, making it a top of the line nutrient. Broccoli is a source of Vitamin C, making it a top of the line nutrient. Broccoli is a source of Vitamin C, making it a top of the line nutrient. Broccoli is a source of Vitamin C, making it a top of the line nutrient.

RECIPE
Broccoli Salad

Ingredients:

- 3 1/2 cups fresh broccoli florets
- 1 1/2 cups shredded carrots
- 1 1/2 cups shredded red onion
- 2 1/2 cups mayonnaise
- 1 tsp ground black pepper
- 1 tsp sugar
- 1 tsp salt

Directions: In a large bowl, add all ingredients except sugar, salt and pepper. Mix well. Add sugar, salt and pepper. Mix well. Add sugar, salt and pepper. Mix well.

For more information visit www.thenutritiongroup.biz



Special Programs & Goals Overview

2016-2017 School Year

Monthly Specials

Secondary students will have plenty to look forward to in the cafeteria this school year!

Each Monthly Special Feature is a healthy version of foods that are popular with today's students.



Something for Everyone, Every Month!

Text the Goodness

Text the Goodness is our newest campaign designed to measure student satisfaction, drive participation and generate enthusiasm.

In mid October, and again in January, a member of the food service management team will be on hand at the high school cafeteria to offer students food samples. If students like the food and want to see it appear on the menu again, they simply text "Goodness" to give us their opinion.

In addition to providing your food service team with valuable feedback about the acceptability of the foods being offered in the cafeteria, students are entered into a drawing for a chance to win free prizes.

This campaign is about opening the lines of communication to ensure your students have a voice about the foods they want in their cafeteria!



Special Programs Overview

2016-2017 School Year



The school lunch
kids will surely love...

Munchables

It's fun at lunchtime!

Introducing Munchables, the new featured lunches that are similar to Lunchables® but without all the sodium, sugars, calories and fat.

Nachos & Cheese

Shredded cheese, nachos, salsa dip, chocolate chip cookie



Pizza Dippers

Cheese pizza sticks, pizza sauce, chocolate chip cookie



Ham & Cheese

Ham and American cheese slices, Saltine crackers, strawberry yogurt and cereal



Chicken Nuggets

Chicken nuggets, Gold Fish and pudding



Bologna & Cheese

Bologna and American cheese slices, pita bread, chocolate pudding and cereal



Munchables are a healthy, balanced lunch that comes with a choice of fruit and vegetable, regular or flavored milk and a healthy snack item.





Special Programs & Goals Overview

2016-2017 School Year




Recipe of the Month

Our chefs have assembled delectable new recipes to offer to your secondary students.

From a hearty Buffalo Chicken Alfredo in February to a

seasonally fresh Vegetable Lasagna in April, the new recipes featured each month are sure to please a variety of palate and present new opportunities for expanded menu offerings!



Breakfast Smoothies

As a result of grants received through the Mid-Atlantic Dairy Association, the district was awarded smoothie machines and carts that will enable us to offer Shaler Area Middle School students refreshing and tasty breakfast smoothies to start the school day off right!

New Breakfast Opportunities

In order to support student breakfast participation, we propose to place breakfast carts in the High School Lobby and the Middle School Auditorium Lobby.

By strategically locating the proposed breakfast carts, we will be able to deliver grab and go service to students in these high traffic areas.





Review of Accomplishments

2015-2016 & Prior School Year Highlights

On the following pages we present highlights of the positive changes in service, additional training, area enhancement and special events that The Nutrition Group is pleased to provide for the Shaler Area students, staff and administration.


Shaler Area was awarded an industrial strength blender through a grant from the Mid Atlantic Dairy Association. Students are enjoying Breakfast Smoothies every morning in the high school.



A *Made to Order* sandwich station was added to the Shale Area Middle School food court. It has been a well received addition to the serving line for both students and staff.



A newly added Coffee Station at the High School is a proven winner!



The students and staff at Reserve Primary look forward to the Fresh Fruit and Vegetable Program (FFVP) 3 times a week.



Review of Accomplishments

2015-2016 & Prior School Year Highlights



BANQUETS



Swim Club Banquet



SAMS Titan Pride Breakfast

Shaler Area High
School Musical
Cast and Crew



Senior Awards Dinner



New Teacher Induction Reception





Review of Accomplishments 2015-2016 & Prior School Year Highlights

YAG Meetings



Taste of Shaler

V.I.P. Breakfast
Homecoming Picnic



Cookouts



Football Camp Meals
Board Dinners
Hall of Fame Dinner
Gluten Free Menus